



US00D466628S

(12) **United States Design Patent** (10) **Patent No.:** **US D466,628 S**
Stackhouse (45) **Date of Patent:** **** Dec. 3, 2002**

(54) **POST FACADE**

U.S. patent application Ser. No. 29/152,916, filed Oct. 22, 2001.

(75) Inventor: **David L. Stackhouse**, Sanford, ME (US)

* cited by examiner

(73) Assignee: **Kraft Foods Holdings, Inc.**, Northfield, IL (US)

Primary Examiner—Doris Clark
(74) *Attorney, Agent, or Firm*—Fitch, Even, Tabin & Flannery

(**) Term: **14 Years**

(57) **CLAIM**

(21) Appl. No.: **29/152,901**

The ornamental design for a post facade, as shown and described.

(22) Filed: **Oct. 22, 2001**

(51) **LOC (7) Cl.** **25-01**

(52) **U.S. Cl.** **D25/126; D25/55**

(58) **Field of Search** **D25/126, 55; 52/27, 52/204.2, 235, 241, 243, 651.07**

DESCRIPTION

(56) **References Cited**

U.S. PATENT DOCUMENTS

4,919,878 A	4/1990	Paschke et al.	
D340,533 S	10/1993	Beaulieu et al.	
D387,442 S	12/1997	Toovey	
D397,449 S	* 8/1998	Nora D25/55
D430,681 S	9/2000	Miranda	

OTHER PUBLICATIONS

U.S. patent application Ser. No. 29/152,900, filed Oct. 22, 2001.

U.S. patent application Ser. No. 29/152,902, filed Oct. 22, 2001.

FIG. 1 is a perspective view showing an embodiment of my new design, comprising a post facade, shown as part of a serving assembly;

FIG. 2 is a front elevational view of the post facade;

FIG. 3 is a left side elevational view thereof, the right side elevational view being the reverse image thereof;

FIG. 4 is a cross sectional view of thereof, taken along line 4—4 of FIG. 2;

FIG. 5 is a top plan view thereof, the bottom plan view being identical thereto; and,

FIG. 6 is a perspective view of thereof.

The serving assembly and portions of the post facade are shown in broken lines in FIGS. 1–6 for illustrative purposes only and form no part of the claimed design.

1 Claim, 2 Drawing Sheets

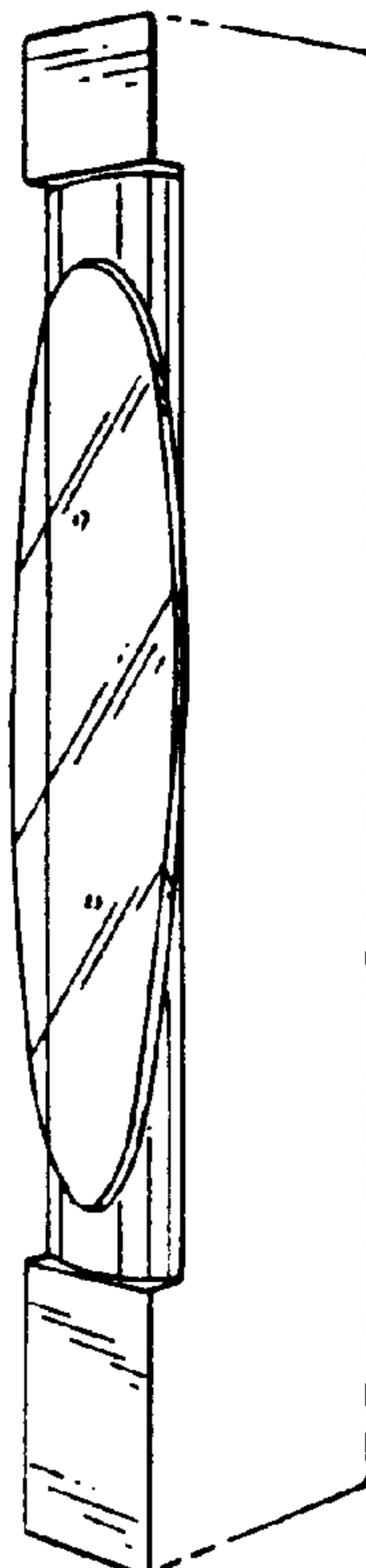


FIG. 1

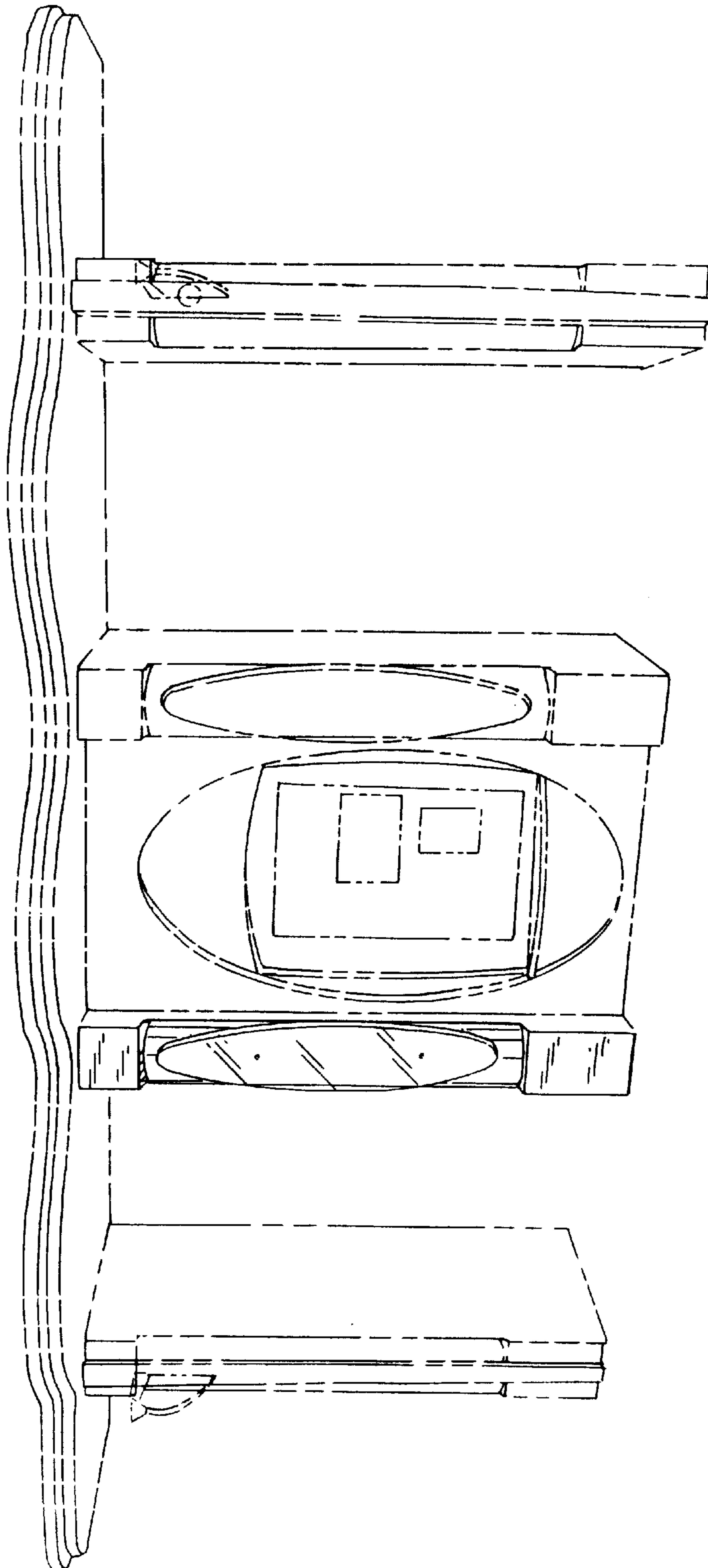


FIG. 2

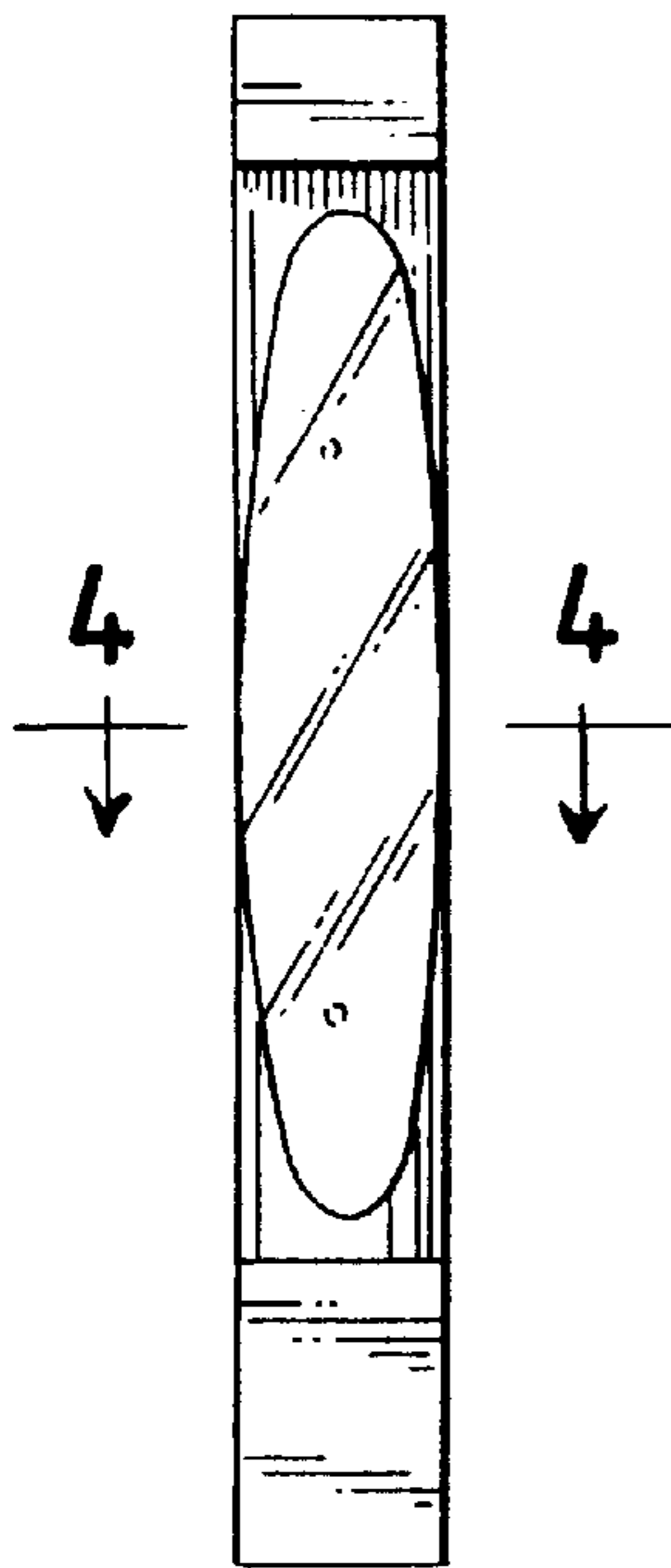


FIG. 3




FIG. 4




FIG. 5



FIG. 6

