



US00D466619S

(12) **United States Design Patent**
Britton

(10) **Patent No.:** **US D466,619 S**

(45) **Date of Patent:** **** Dec. 3, 2002**

(54) **MOUNTAIN BLOCK**

(75) **Inventor:** **Peter James Britton**, Gloucestershire (GB)

(73) **Assignee:** **Aggregate Industries UK Limited**, Wiltshire (GB)

(**) **Term:** **14 Years**

(21) **Appl. No.:** **29/131,741**

(22) **Filed:** **Oct. 27, 2000**

(30) **Foreign Application Priority Data**

Apr. 28, 2000 (GB) 2092490

(51) **LOC (7) Cl.** **25-01**

(52) **U.S. Cl.** **D25/113**

(58) **Field of Search** D25/164, 102, D25/112-118, 151, 199; D21/484-486, 500-505; 405/284, 16, 272-273; 404/29-30, 34, 37-42; 52/102, 574-582.2, 596, 603-612

(56) **References Cited**

U.S. PATENT DOCUMENTS

D22,609 S * 7/1893 Deslauriers D25/151
1,963,966 A * 6/1934 Bennett D25/151 X

D133,920 S * 9/1942 Beeson D25/151
2,305,280 A * 12/1942 Strunk et al. D25/151 X
2,718,674 A * 9/1955 Hinds D25/151 X
D341,218 S * 11/1993 Easy D25/151
D379,669 S * 6/1997 Karanikas D25/113
D402,380 S * 12/1998 Komoroski D25/164
6,230,458 B1 * 5/2001 Silc et al. 52/612 X

* cited by examiner

Primary Examiner—Louis S. Zarfaz

Assistant Examiner—Robert A. Delehanty

(74) *Attorney, Agent, or Firm*—Darby & Darby

(57) **CLAIM**

The ornamental design for a mountain block, as shown and described.

DESCRIPTION

FIG. 1 is a front elevational view of a mountain block, showing my new design;
FIG. 2 is a left side elevational view thereof;
FIG. 3 is a right side elevational view thereof;
FIG. 4 is a rear elevational view thereof;
FIG. 5 is a top plan view thereof; and,
FIG. 6 is a bottom plan view thereof.

1 Claim, 3 Drawing Sheets

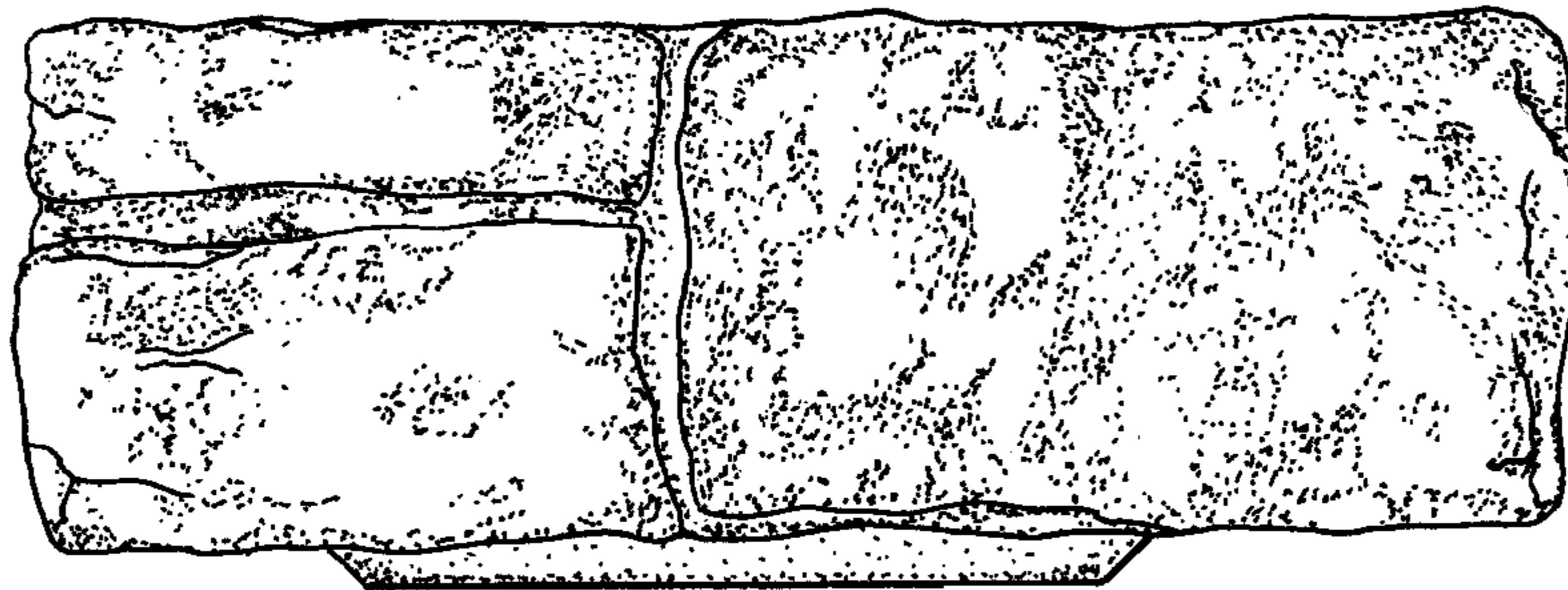


FIG. 1

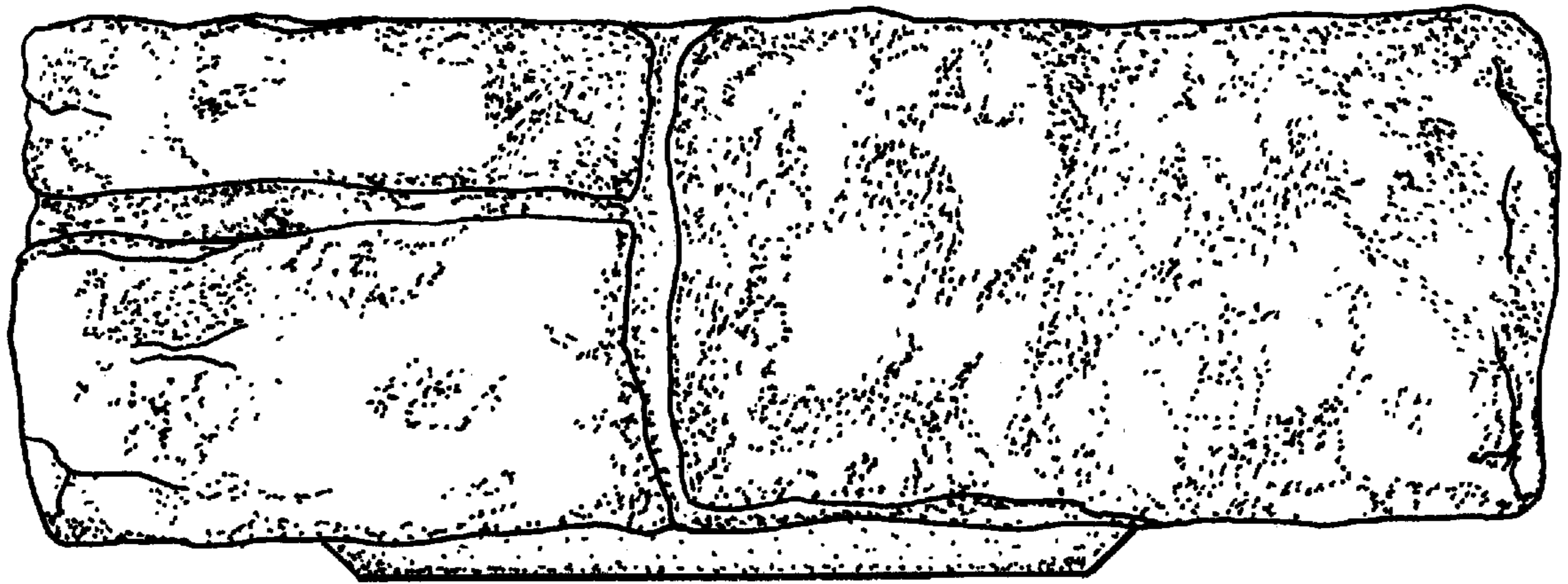


FIG. 2




FIG. 3




FIG. 5



FIG. 4

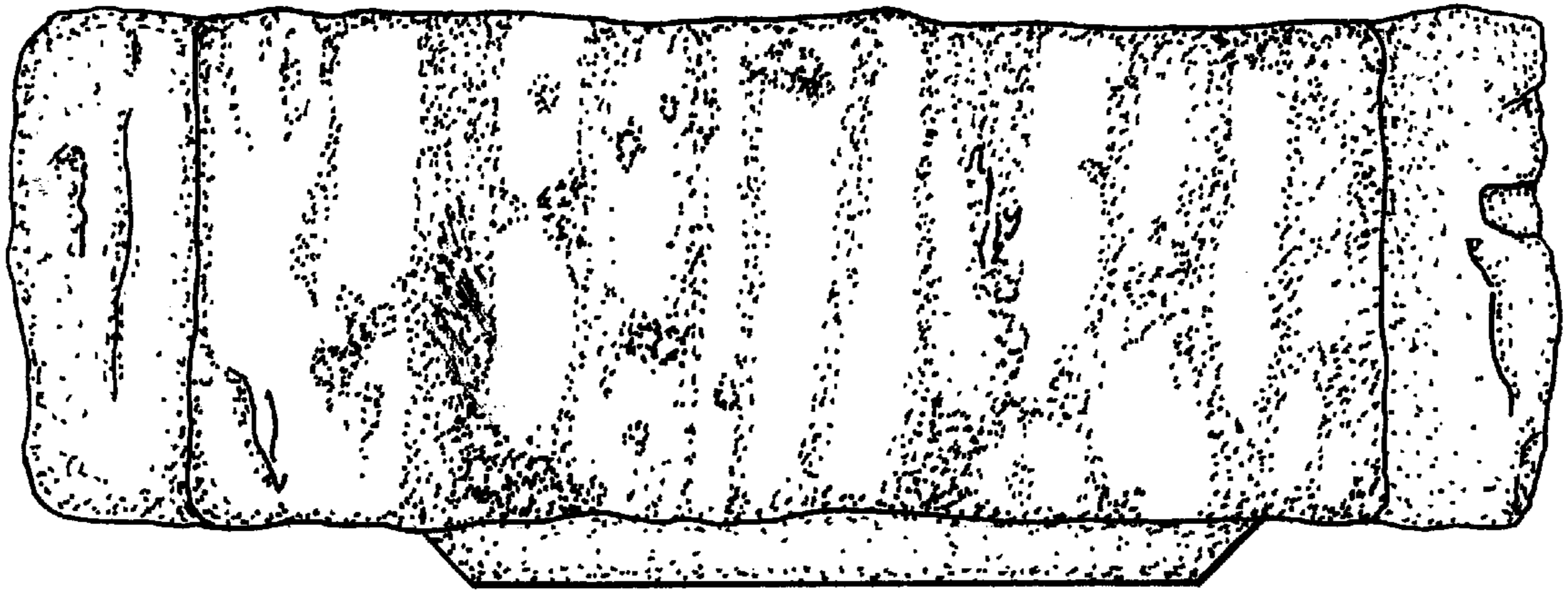


FIG. 6

