



US00D466617S

(12) **United States Design Patent**
Leemans

(10) **Patent No.:** **US D466,617 S**

(45) **Date of Patent:** **** Dec. 3, 2002**

(54) **SUSPENDED PLATFORM**

(75) Inventor: **Hugo Leemans, Asse (BE)**

(73) Assignee: **Sky Man International, Naamloze Vennootschap, Boom (BE)**

(**) Term: **14 Years**

(21) Appl. No.: **29/136,308**

(22) Filed: **Jan. 30, 2001**

(51) **LOC (7) Cl.** **25-04**

(52) **U.S. Cl.** **D25/62**

(58) **Field of Search** 182/150; D25/62

(56) **References Cited**

U.S. PATENT DOCUMENTS

D329,903 S * 9/1992 Craig D25/62

5,579,866 A * 12/1996 Rowell 182/150

* cited by examiner

Primary Examiner—Doris Clark

(74) *Attorney, Agent, or Firm*—Bacon & Thomas, PLLC

(57) **CLAIM**

The ornamental design for a suspended platform, as shown.

DESCRIPTION

FIG. 1 is a front elevational view of a suspended platform;

FIG. 2 is rear elevational view thereof;

FIG. 3 is a top view thereof;


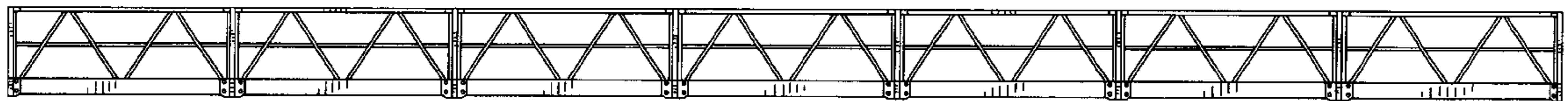
FIG. 4 is a bottom view thereof;

FIG. 5 is a left side elevational view thereof;

FIG. 6 is a right side elevational view thereof; and,

FIG. 7 is an enlarged fragmented top plan view of the left end section of the design illustrated in FIG. 3.

1 Claim, 2 Drawing Sheets



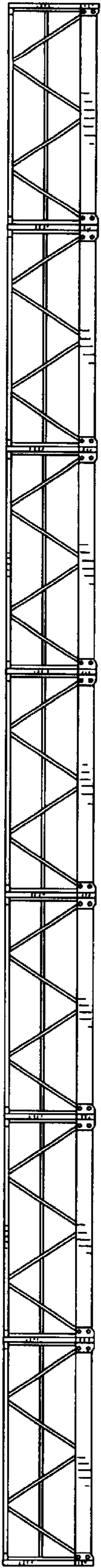


Fig. 1

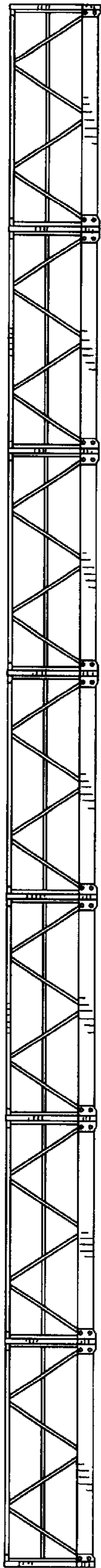


Fig. 2




Fig. 3




Fig. 4

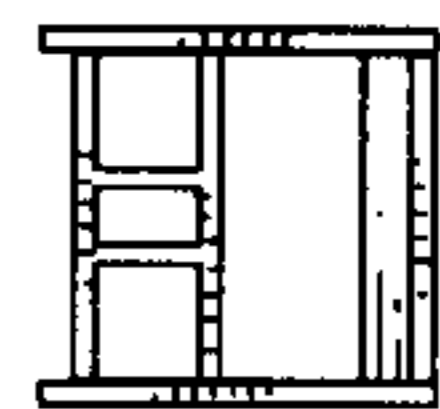


Fig. 5

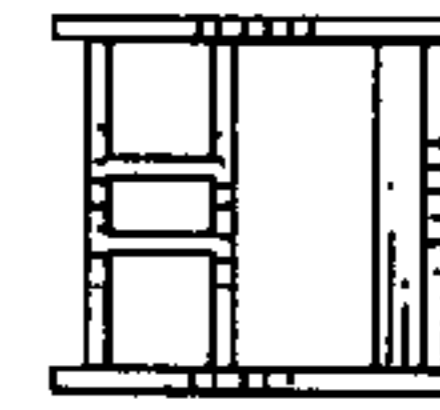


Fig. 6




Fig. 7