



US00D466599S

(12) **United States Design Patent**  
**Bragg et al.**

(10) **Patent No.:** **US D466,599 S**

(45) **Date of Patent:** **\*\* Dec. 3, 2002**

(54) **HEATER FAN**

(75) Inventors: **Timothy Bragg**, Brighton, MA (US);  
**Anthony Lai**, Burlington, MA (US);  
**William Montague**, Millis, MA (US);  
**Walter G. Birdsell**, Marlborough, MA  
(US); **Meral Middleton**, Jamaica Plain,  
MA (US); **Paul Metaxatos**, Brookline,  
MA (US); **John Schaffeld**, Lexington,  
MA (US); **Steffen Koury**, Chelsea, MA  
(US); **John Brotz**, Newton, NH (US)

(73) Assignee: **Honeywell Consumer Products, Inc.**,  
Southborough, MA (US)

(\*\*) Term: **14 Years**

(21) Appl. No.: **29/150,892**

(22) Filed: **Nov. 30, 2001**

(51) **LOC (7) Cl.** ..... **23-03**

(52) **U.S. Cl.** ..... **D23/336**

(58) **Field of Search** ..... D23/314, 328,  
D23/332, 335-341, 378; 126/90 A, 92 A,  
92 B, 92 AC; 312/236; 392/365-9, 373-6,  
352, 434

(56) **References Cited**

**U.S. PATENT DOCUMENTS**

D150,360 S	*	7/1948	Hutcheson	.....	D23/336
D286,673 S		11/1986	Kahn		
D300,353 S		3/1989	Yurkovic		
D315,403 S		3/1991	Ooki et al.		
D319,498 S		8/1991	Huang		
D323,382 S		1/1992	Wang		
D326,318 S	*	5/1992	Coup et al.	.....	D23/335
D327,946 S		7/1992	Barre		
D333,866 S		3/1993	Wang		
D338,709 S		8/1993	Lin		
D343,676 S		1/1994	Lim		
D346,017 S		4/1994	Lim		
D348,724 S		7/1994	Lee		
D353,660 S	*	12/1994	Cunning	.....	D23/328
D353,662 S		12/1994	Patton et al.		

D353,885 S		12/1994	Hydak et al.		
D354,343 S		1/1995	Goldstein		
D354,803 S		1/1995	Huang		
D358,636 S		5/1995	Bucher et al.		
D361,832 S		8/1995	Cunning		
D367,320 S		2/1996	Huang		
D372,523 S		8/1996	Radtke, Jr.		
D376,005 S		11/1996	Litvin		
D382,634 S		8/1997	Jane et al.		
D384,733 S	*	10/1997	Jane et al.	.....	D23/328
D384,734 S	*	10/1997	Ellwood	.....	D23/335
D391,630 S		3/1998	Wan		
D396,527 S		7/1998	Boyle et al.		
D400,659 S		11/1998	Boyle et al.		
D402,741 S		12/1998	Chen		
D420,437 S		2/2000	Rossman et al.		
D420,731 S		2/2000	Rossman et al.		
D421,646 S		3/2000	Palma et al.		

(List continued on next page.)

*Primary Examiner*—B. J. Bullock

(74) *Attorney, Agent, or Firm*—Wolf, Greenfield & Sacks,  
P.C.

(57) **CLAIM**

The ornamental design for a heater fan, as shown and described.

**DESCRIPTION**

FIG. 1 is a front view of a heater fan according to the invention;

FIG. 2 is a left side, front perspective view of the heater fan of FIG. 1;

FIG. 3 is a right side, front perspective view of the heater fan of FIG. 1;

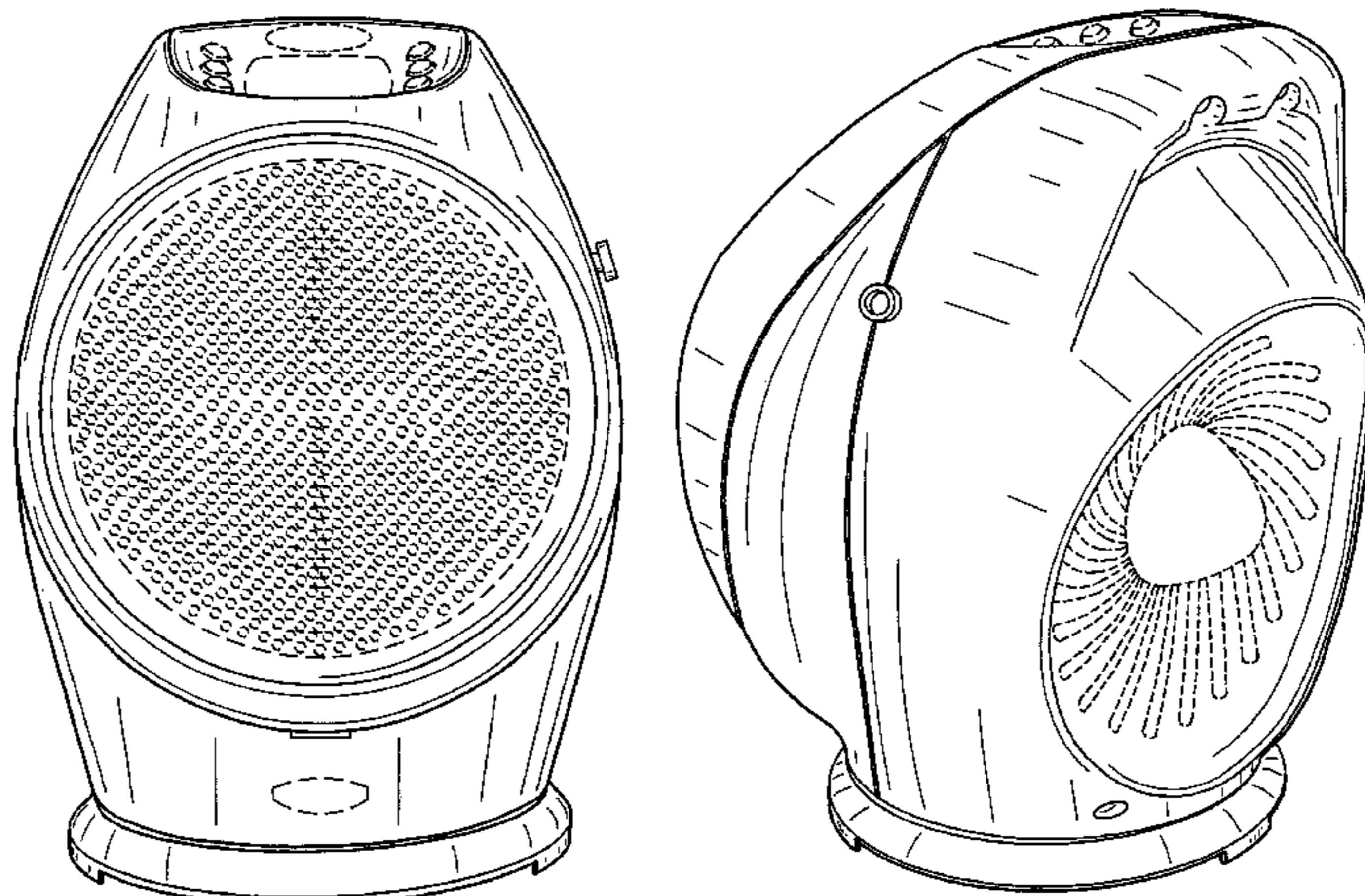
FIG. 4 is a side view of the heater fan of FIG. 1;

FIG. 5 is a rear perspective view of the heater fan of FIG. 1; and,

FIG. 6 is a rear view of the heater fan of FIG. 1.

The broken lines are for illustrative purposes only and form no part of the claimed design.

**1 Claim, 6 Drawing Sheets**



# US D466,599 S

Page 2

---

## U.S. PATENT DOCUMENTS

D422,067 S	*	3/2000	Lee .....	D23/336	D433,497 S	11/2000	Hotaling et al.
D422,074 S		3/2000	Tu		D441,065 S	4/2001	Ediger et al.
D425,193 S		5/2000	Brewer		D444,222 S	6/2001	Wilson, Jr.
D429,323 S		8/2000	Rossman et al.		D444,871 S	7/2001	Wilson, Jr.
D429,804 S		8/2000	Rossman et al.		D445,173 S	7/2001	Birdsell et al.
D429,808 S		8/2000	Krauss et al.		D447,552 S	9/2001	Lee et al.
D430,278 S		8/2000	Krauss et al.		D448,071 S	9/2001	Birdsell et al.
D431,640 S		10/2000	Rong		D448,837 S	10/2001	Toro et al.

\* cited by examiner

FIG. 1

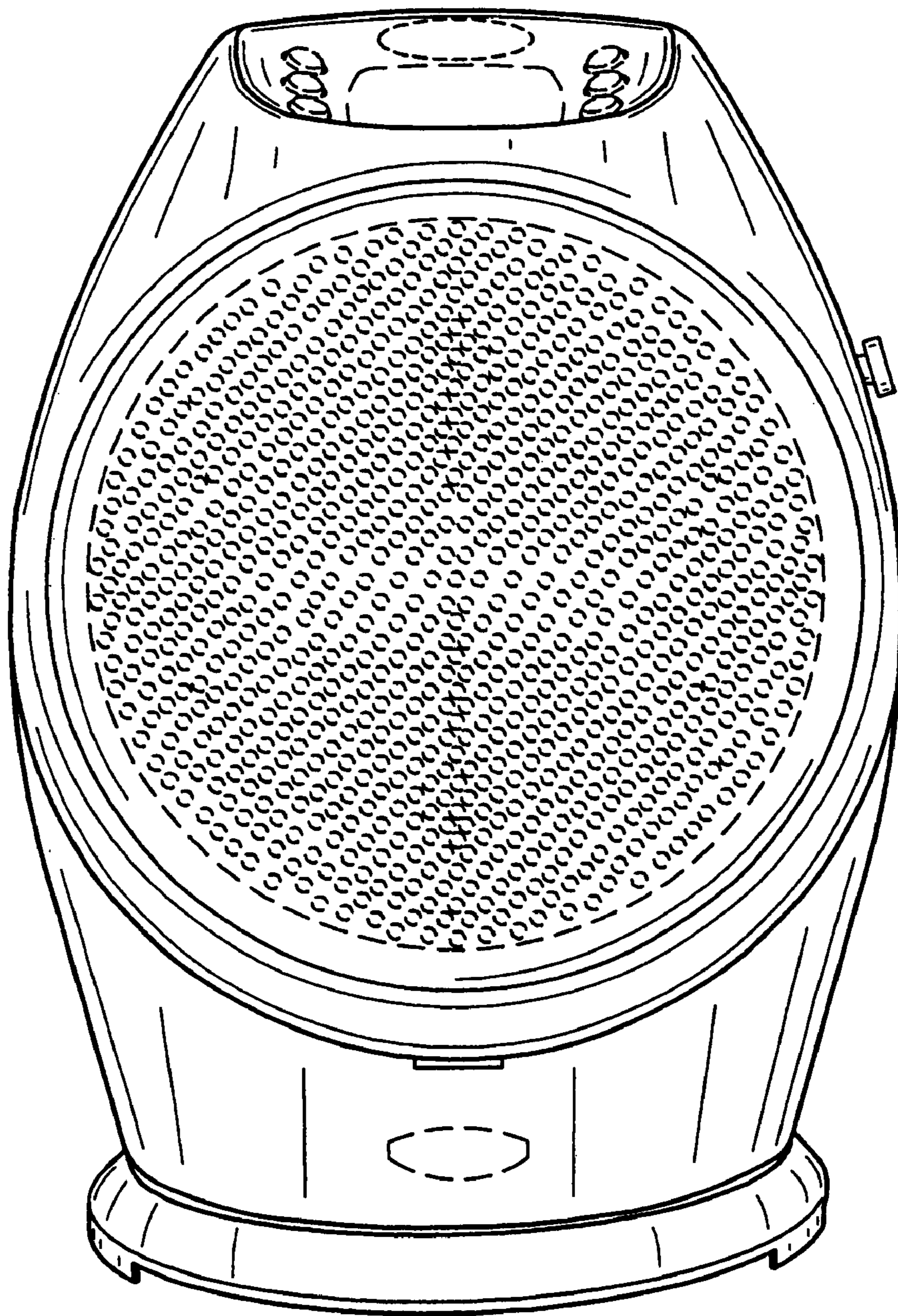


FIG. 2

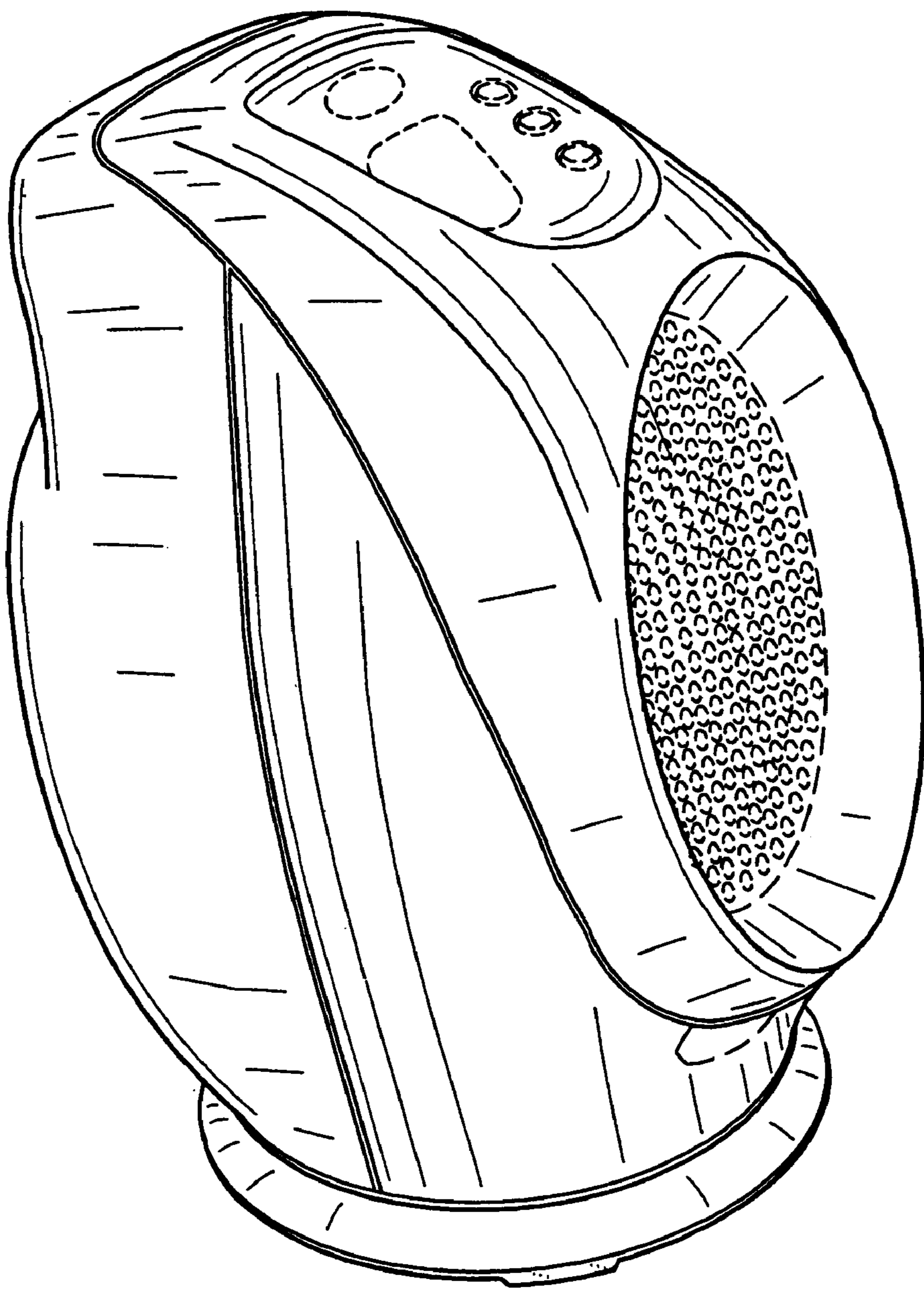


FIG. 3

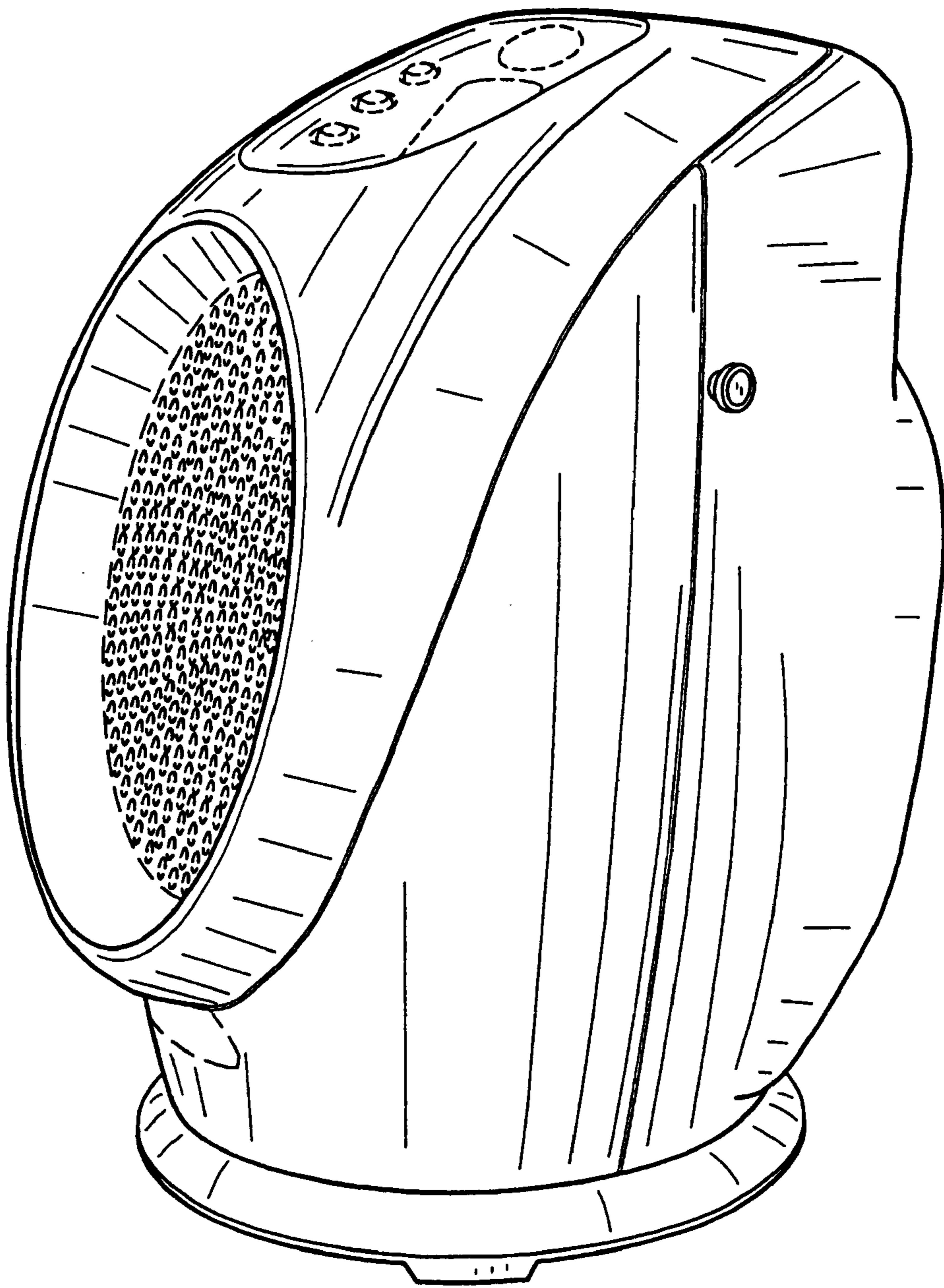
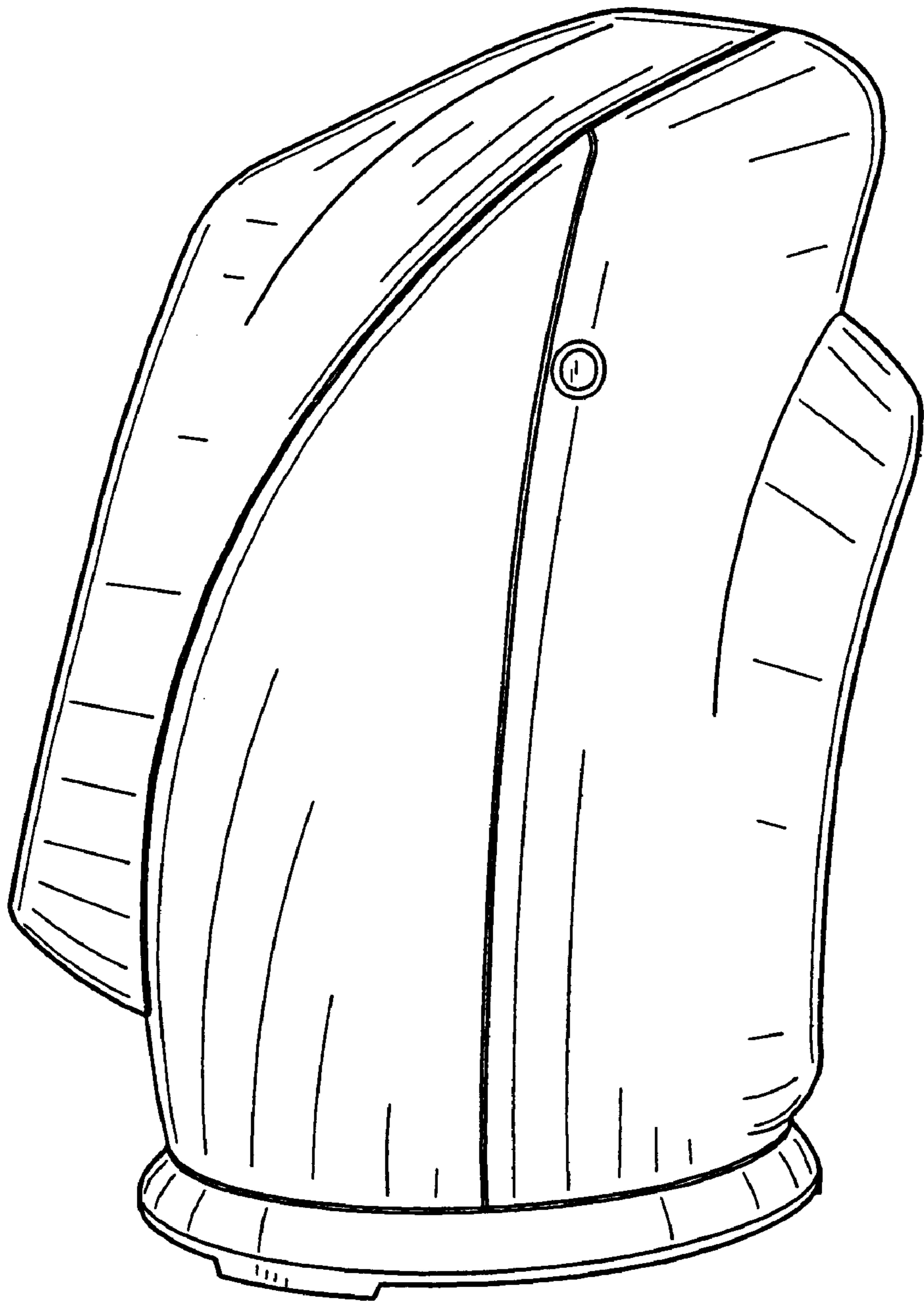
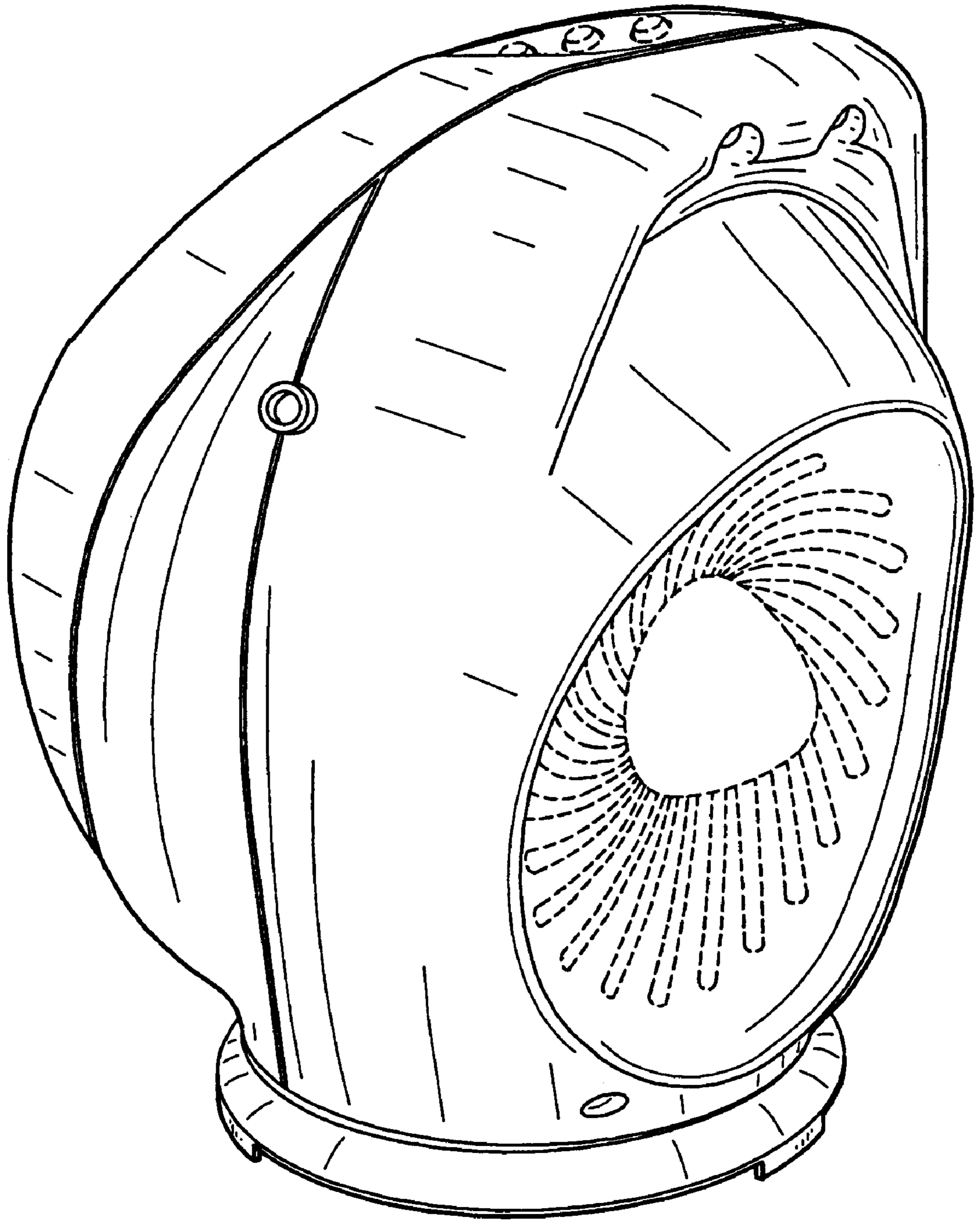


FIG. 4



# FIG. 5



# FIG. 6

