



US00D466589S

(12) **United States Design Patent**
Miedzius

(10) **Patent No.:** **US D466,589 S**

(45) **Date of Patent:** **** Dec. 3, 2002**

(54) **INTEGRATED EYE WASH AND SINK FAUCET**

(75) **Inventor:** **Chris Miedzius, Newark, DE (US)**

(73) **Assignee:** **Speakman Company, Wilmington, DE (US)**

(**) **Term:** **14 Years**

(21) **Appl. No.:** **29/153,995**

(22) **Filed:** **Oct. 24, 2001**

Related U.S. Application Data

(63) Continuation-in-part of application No. 09/850,859, filed on May 8, 2001, now Pat. No. 6,385,794.

(51) **LOC (7) Cl.** **23-01**

(52) **U.S. Cl.** **D23/239**

(58) **Field of Search** D24/120; D23/200, D23/201, 238, 239; D7/304, 389; 4/620, 619, 624, 675-678; 239/16, 445

(56) **References Cited**

U.S. PATENT DOCUMENTS

3,090,050 A	5/1963	Fraser et al.	
3,265,082 A	8/1966	Perlman	
3,270,352 A	* 9/1966	Kerwin	4/675
3,413,660 A	12/1968	Lagarelli et al.	
3,599,251 A	8/1971	Wright	
3,629,876 A	12/1971	Wright	
3,809,315 A	5/1974	Wright	
3,925,829 A	12/1975	Bost	
4,012,798 A	3/1977	Liautaud	

4,585,175 A	4/1986	Formentos	
4,675,924 A	6/1987	Allison et al.	
4,688,276 A	8/1987	Allison et al.	
5,170,518 A	12/1992	Warriner	
5,754,990 A	5/1998	Gurries, II	
6,385,794 B1	* 5/2002	Miedzius et al.	4/620

OTHER PUBLICATIONS

US D49,775, 10/1916, Rudolph (withdrawn)*.
Co-pending U.S. patent application Ser. No. 09/850,859, filed May 8, 2001, upon which the present application claims priority.

* cited by examiner

Primary Examiner—Louis S. Zarfes

Assistant Examiner—Gregory Andoll

(74) *Attorney, Agent, or Firm*—Connolly Bove Lodge & Hutz LLP

(57) **CLAIM**

The ornamental design for an integrated eye wash and sink faucet, as shown and described.

DESCRIPTION

FIG. 1 is a left side elevational view of an integrated eye wash and sink faucet, showing our new design; FIG. 2 is a front elevational view thereof; FIG. 3 is a rear elevational view thereof; FIG. 4 is a top plan view thereof; and, FIG. 5 is a bottom plan view thereof. The broken line showing of the handle in the Figures is for illustrative purposes only and forms no part of the claimed design.

1 Claim, 1 Drawing Sheet

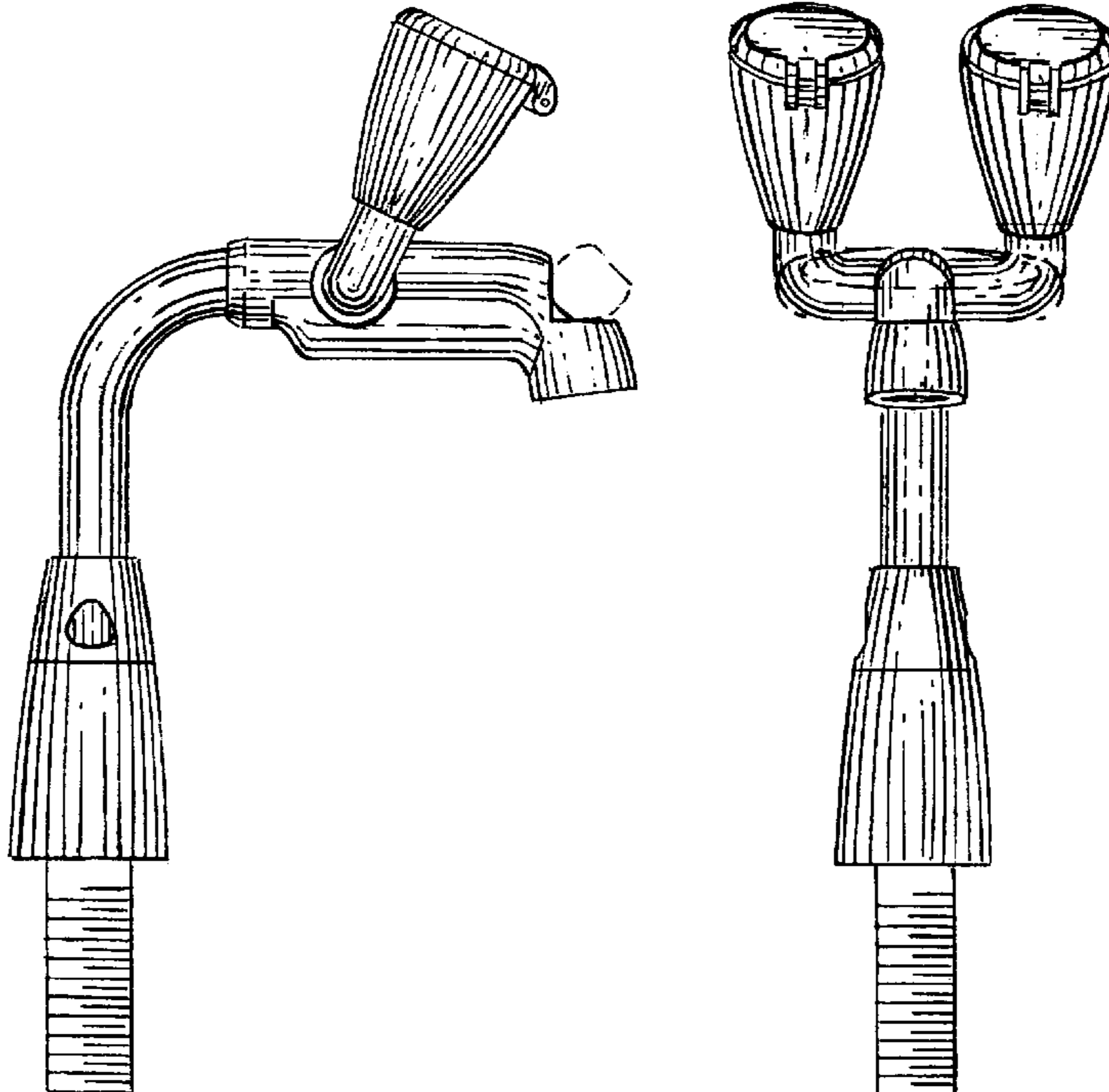


Fig. 4.

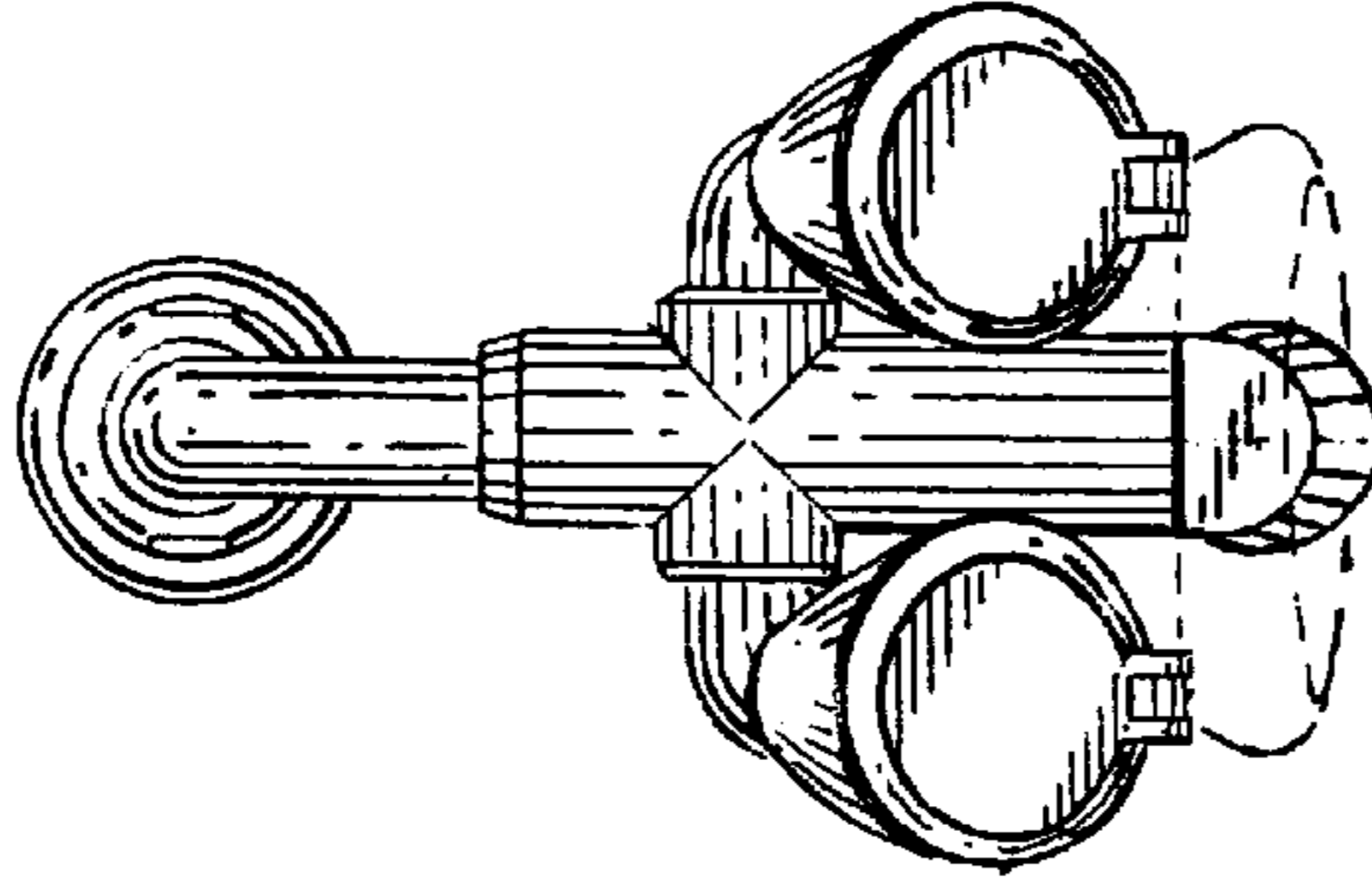


Fig. 3.

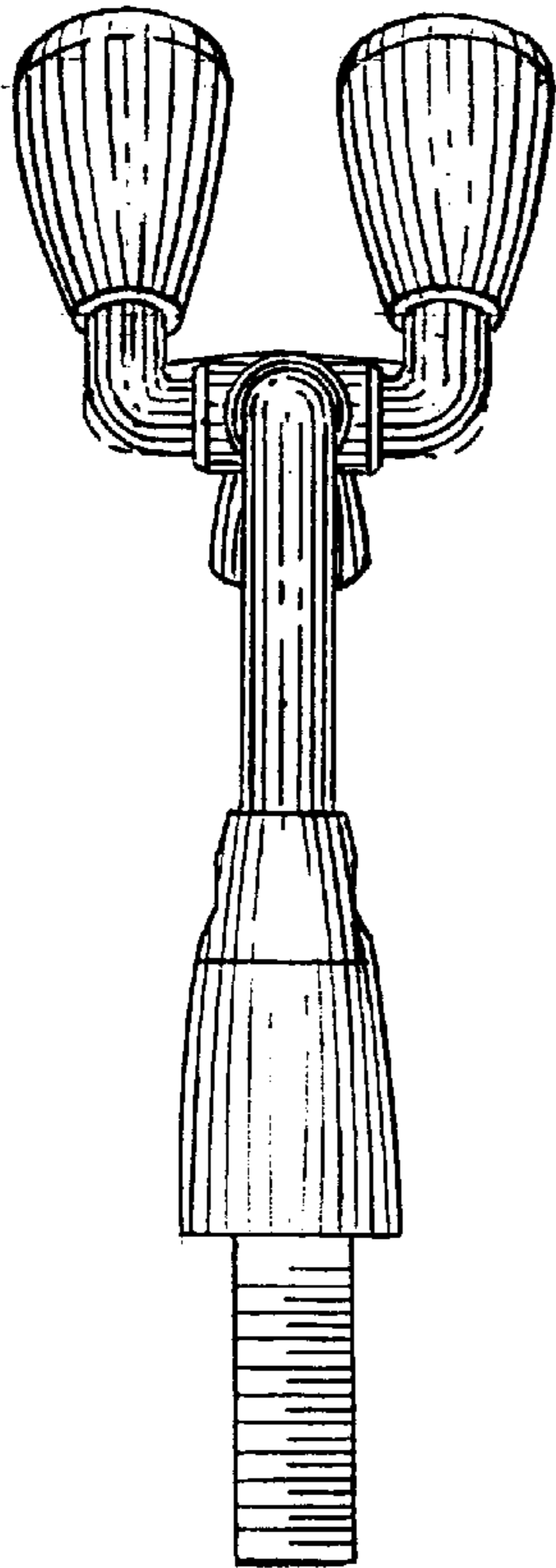


Fig. 2.

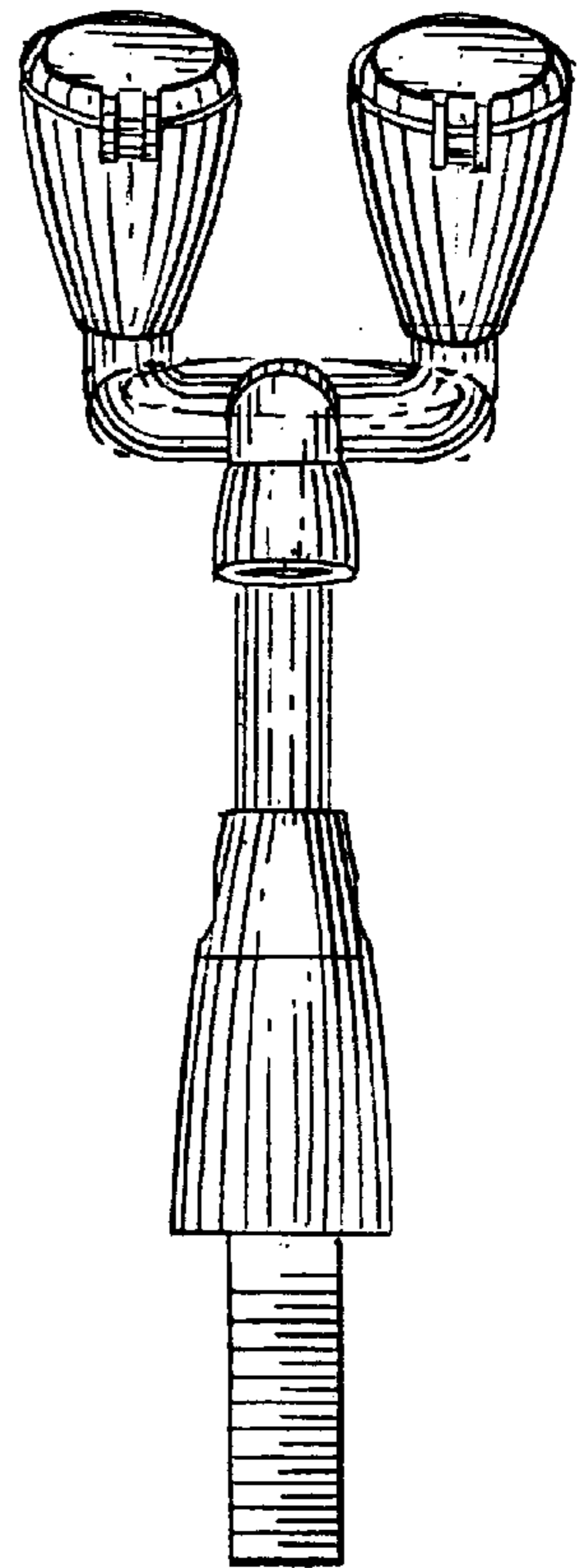


Fig. 1.

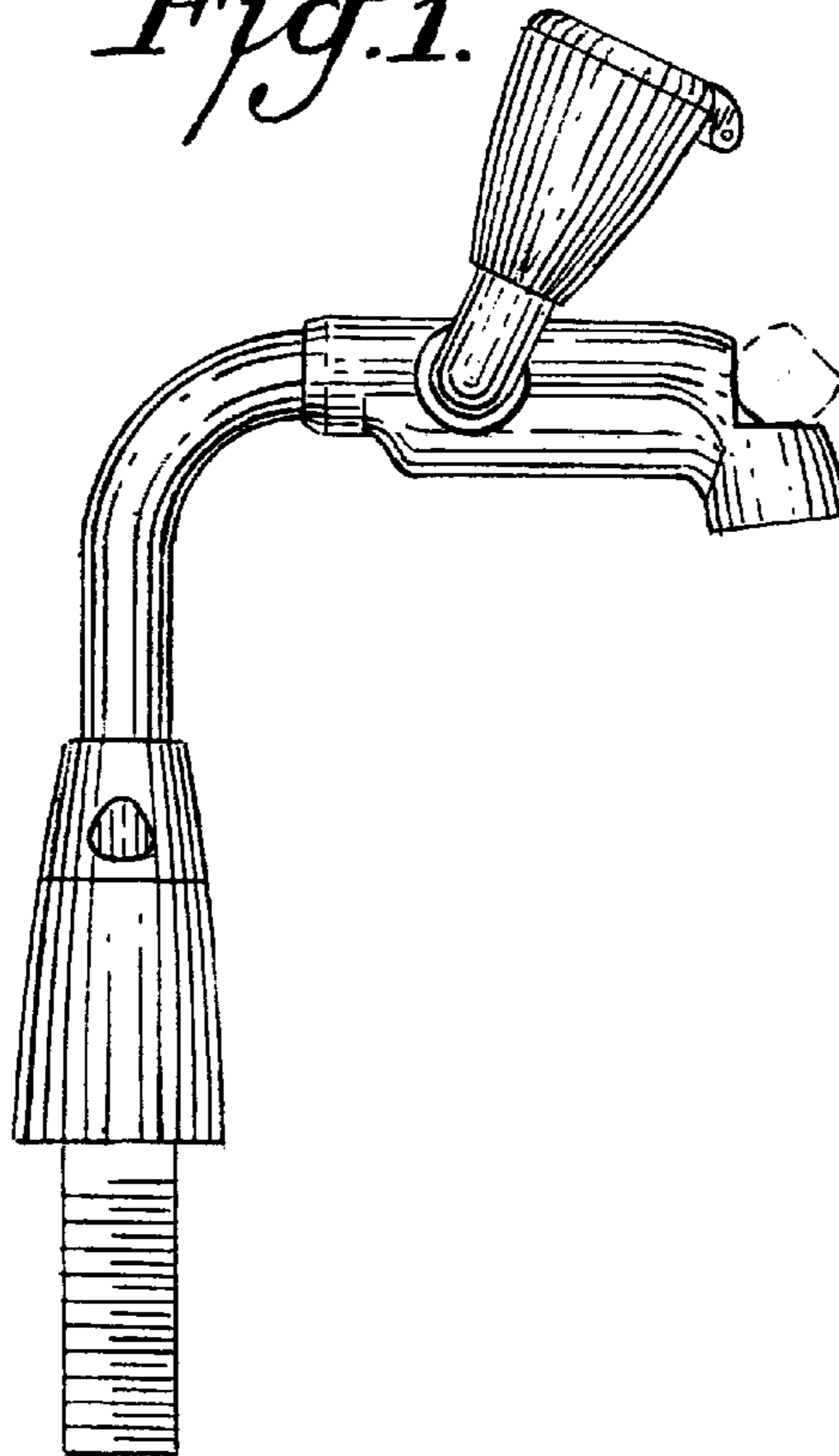


Fig. 5.

