



US00D466582S

(12) **United States Design Patent**
Haney

(10) **Patent No.: US D466,582 S**

(45) **Date of Patent: ** *Dec. 3, 2002**

(54) **CIGAR FLOAT WITH PEG**

(75) **Inventor: Richard A. Haney**, Dripping Springs, TX (US)

(73) **Assignee: Comal Tackle Company**, Buda, TX (US)

(*) **Notice:** This patent is subject to a terminal disclaimer.

(**) **Term: 14 Years**

(21) **Appl. No.: 29/133,748**

(22) **Filed: Dec. 7, 2000**

(51) **LOC (7) Cl. 22-05**

(52) **U.S. Cl. D22/146**

(58) **Field of Search** D22/146, 145, D22/126; 43/44.87, 44.97, 44.89, 43.12, 44.91, 44.9, 44.96, 44.95, 43.11

(56) **References Cited**

U.S. PATENT DOCUMENTS

231,417	A	*	8/1880	Foote	43/44.9
2,315,048	A	*	3/1943	Croft	43/44.9
2,992,508	A	*	7/1961	Schmidt	43/44.91
3,096,599	A	*	7/1963	Baron	43/44.9
3,867,783	A	*	2/1975	Simpson	43/44.91
5,241,774	A	*	9/1993	Rayburn	43/44.9
D401,998	S	*	12/1998	Lee	D22/145
D442,256	S	*	5/2001	Haney	D22/146

OTHER PUBLICATIONS

Wazp Quality Fishing Tackle, Balsa Wood Floats, Jul. 1996, p. 13.*

* cited by examiner

Primary Examiner—Catherine R. Oliver

(74) *Attorney, Agent, or Firm*—Eric B. Meyertons; Conley, Rose & Tayon, P.C.


(57) **CLAIM**

The ornamental design for a cigar float with peg, as shown and described.

DESCRIPTION

FIG. 1 is a top plan view of a first embodiment of the cigar float with peg showing my new design;
 FIG. 2 is a front elevational view thereof;
 FIG. 3 is a right side elevational view thereof;
 FIG. 4 is a rear elevational view thereof;
 FIG. 5 is a left side elevational view thereof;
 FIG. 6 is a bottom plan view thereof;
 FIG. 7 is a front perspective view thereof;
 FIG. 8 is a top plan view of a second embodiment of the cigar float with peg showing my new design;
 FIG. 9 is a front elevational view thereof;
 FIG. 10 is a right side elevational view thereof;
 FIG. 11 is a rear elevational view thereof;
 FIG. 12 is a left side elevational view thereof;
 FIG. 13 is a bottom plan view thereof; and,
 FIG. 14 is a front perspective view.

1 Claim, 2 Drawing Sheets



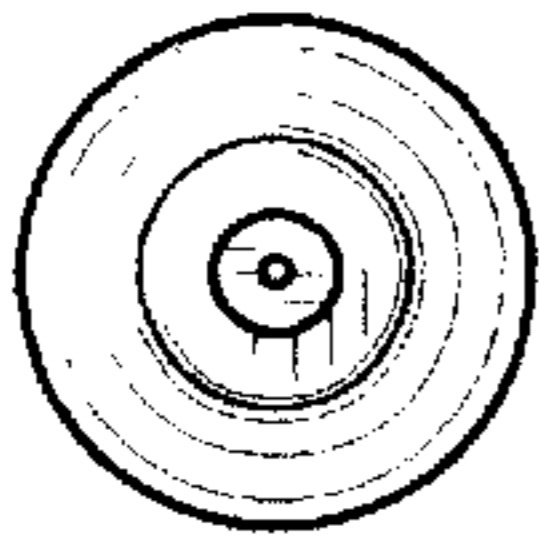


Fig. 1



Fig. 2

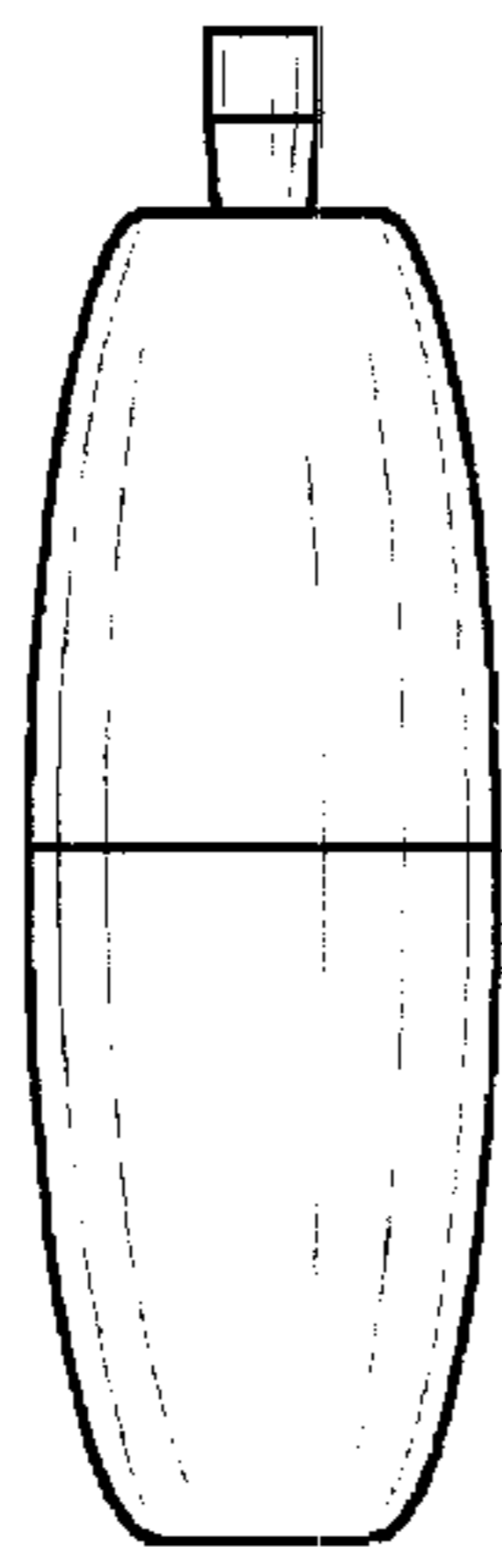


Fig. 3



Fig. 4



Fig. 5

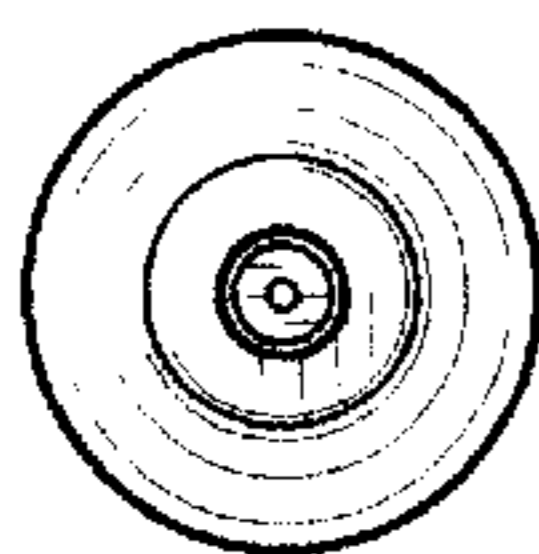


Fig. 6




Fig. 7



Fig. 8

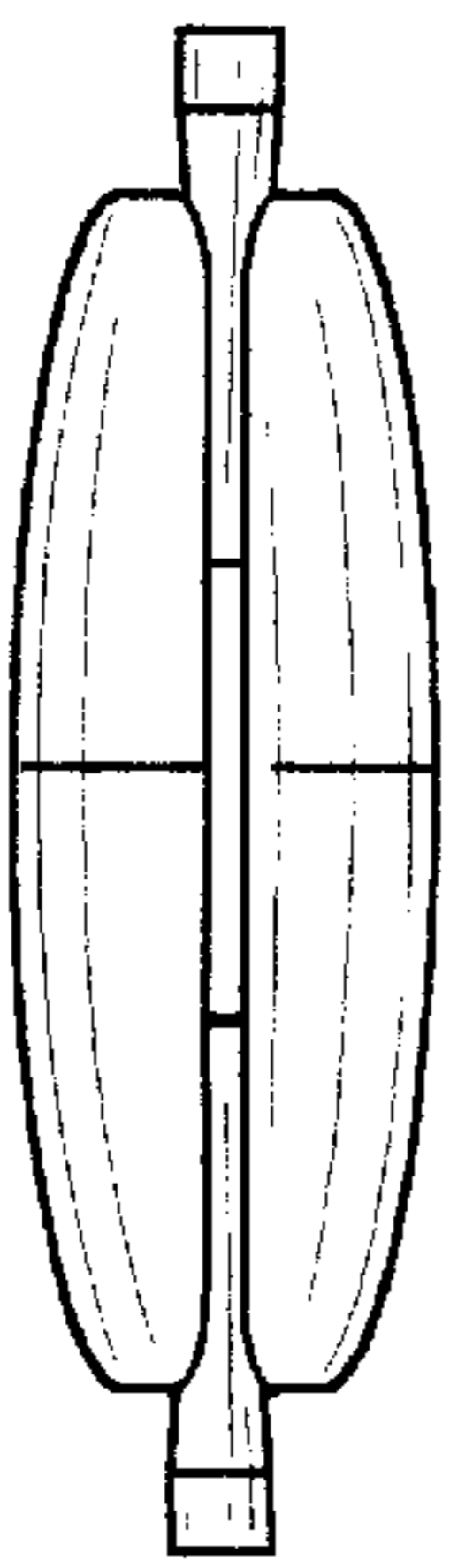


Fig. 9



Fig. 10

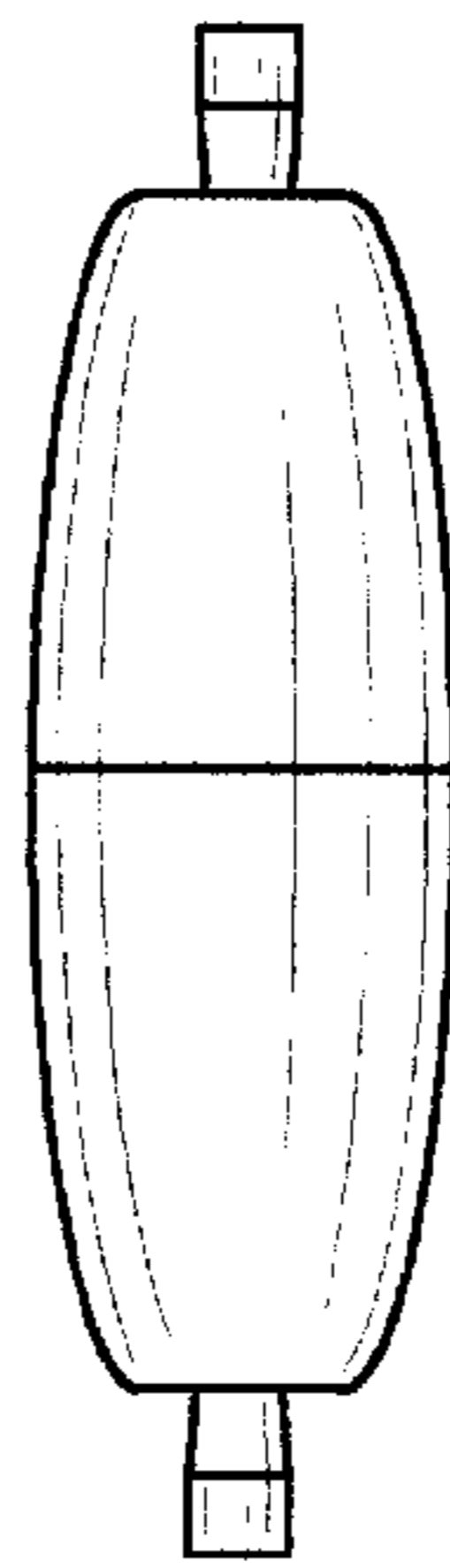


Fig. 11



Fig. 12

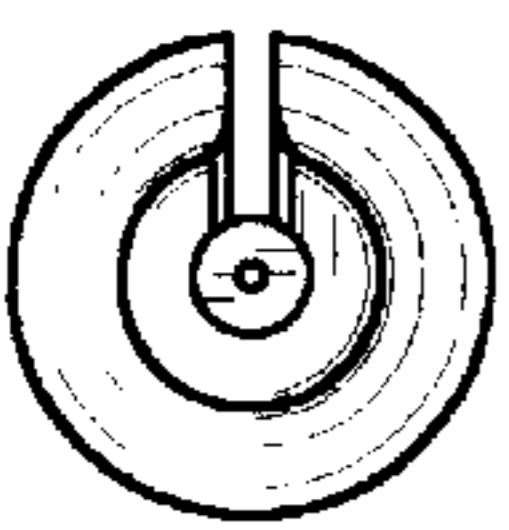


Fig. 13

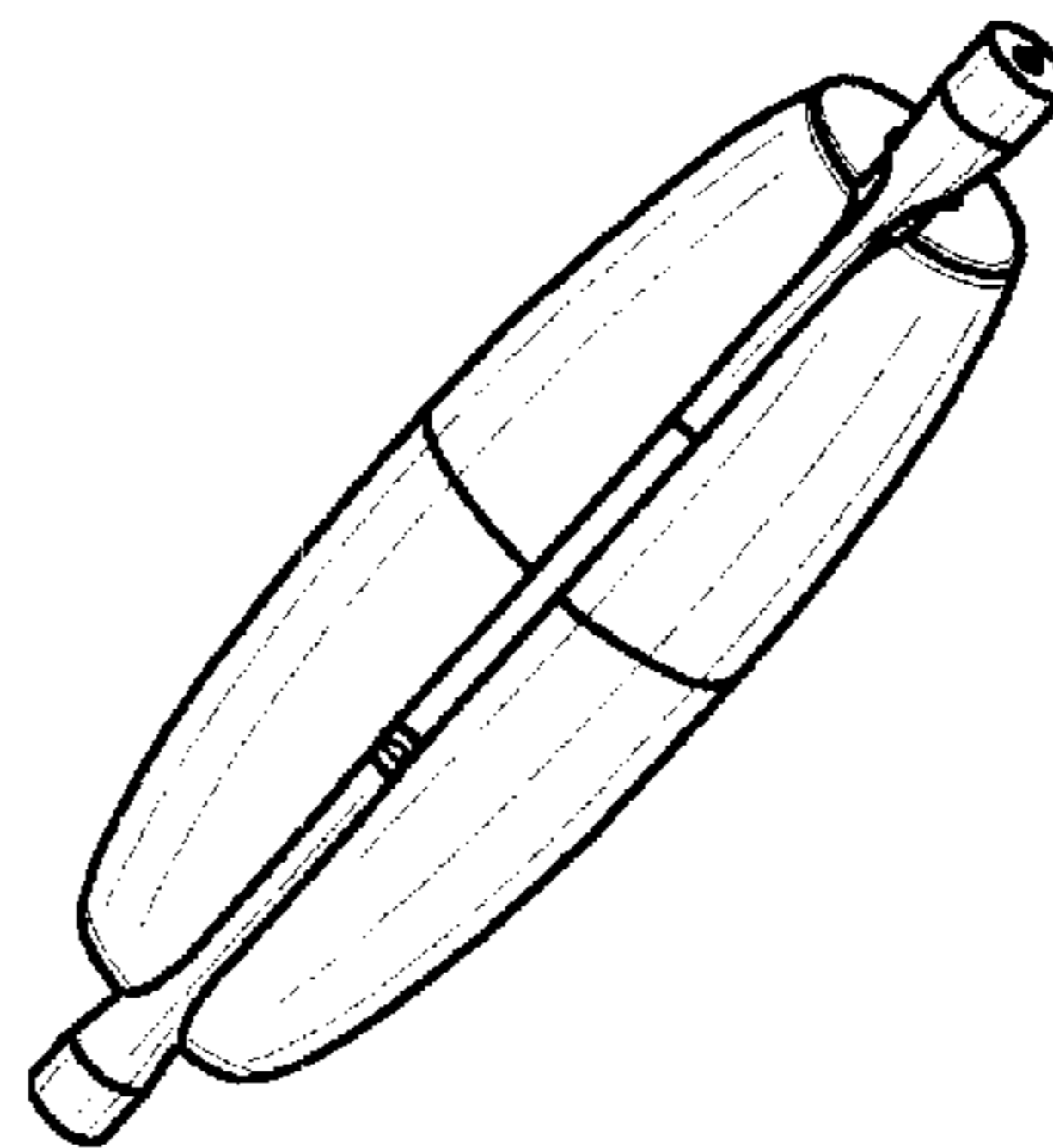


Fig. 14