



US00D46655S

(12) **United States Design Patent**  
**Jacquet**

(10) **Patent No.:** **US D466,555 S**

(45) **Date of Patent:** **\*\* Dec. 3, 2002**

(54) **TAPE DISPENSER**

(75) **Inventor:** **Emmanuel Jacquet, Annecy (FR)**

(73) **Assignee:** **Manufacture d'Articles de Precision et de Dessin - M.A.P.E.D. (FR)**

(\*\*) **Term:** **14 Years**

(21) **Appl. No.:** **29/153,074**

(22) **Filed:** **Jan. 4, 2002**

(51) **LOC (7) Cl.** ..... **19-02**

(52) **U.S. Cl.** ..... **D19/69; D19/67**

(58) **Field of Search** ..... **D19/65, 66, 67, D19/68, 69, 89, 72, 99, 100; 225/6, 7, 12, 19, 22, 25, 34, 35, 46, 45, 56, 57, 74, 77, 89, 11; 242/588, 588.1-588.6, 590, 422.4; 156/327, 523, 527, 577; 224/218**

(56) **References Cited**

**U.S. PATENT DOCUMENTS**

- D118,629 S \* 1/1940 Reinecke ..... D19/69
- D186,920 S \* 12/1959 Michael et al. .... D19/69
- 4,729,518 A \* 3/1988 Mathna et al. .... 242/422.4
- D332,629 S \* 1/1993 Oh ..... D19/69
- 5,215,236 A \* 6/1993 Waddell ..... 224/218

- D342,093 S \* 12/1993 Samuelson ..... D19/69
- D361,089 S \* 8/1995 Teng ..... D19/69
- D365,852 S \* 1/1996 Parsey et al. .... D19/69
- D411,859 S \* 7/1999 Whitmore ..... D19/69
- D413,630 S \* 9/1999 Mandar ..... D19/69

\* cited by examiner

*Primary Examiner*—Martie K. Holtje

(74) *Attorney, Agent, or Firm*—Cantor Colburn LLP


(57) **CLAIM**

The ornamental design for a tape dispenser, as shown and described.

**DESCRIPTION**

FIG. 1 is a top, front and side perspective view of a tape dispenser, showing my new design;  
 FIG. 2 is a top, rear and side perspective view thereof;  
 FIG. 3 is a front elevational view thereof;  
 FIG. 4 is a rear elevational view thereof;  
 FIG. 5 is a side elevational view thereof;  
 FIG. 6 is a side elevational view thereof, taken from the side opposite to that shown in FIG. 5;  
 FIG. 7 is a top elevational view thereof; and,  
 FIG. 8 is a bottom plan view.

**1 Claim, 5 Drawing Sheets**






FIGURE 1




FIGURE 2




FIGURE 3




FIGURE 4




FIGURE 5




FIGURE 6

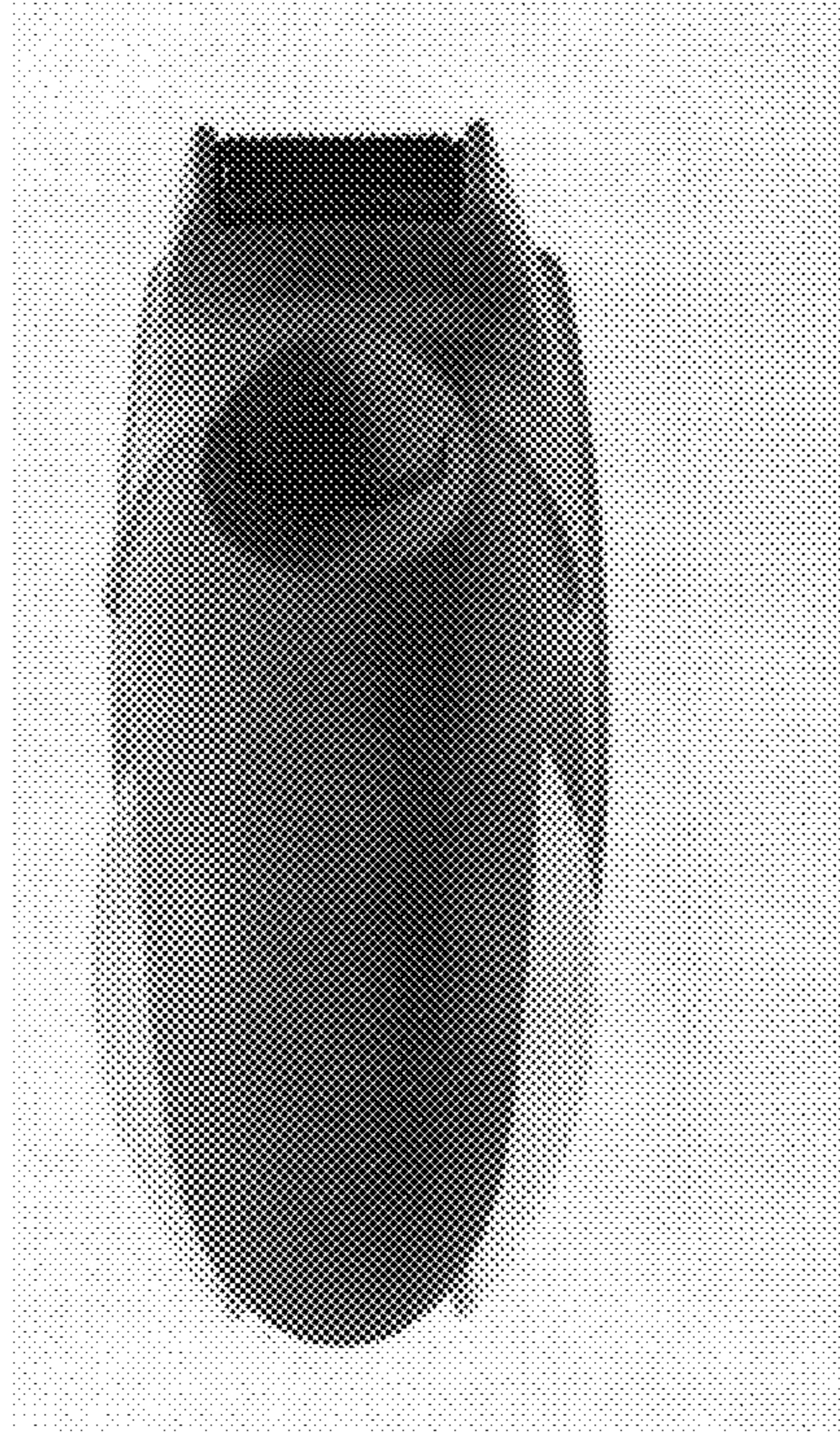


FIGURE 7



FIGURE 8