



US00D466545S

(12) **United States Design Patent**  
**Jamin**

(10) **Patent No.:** **US D466,545 S**

(45) **Date of Patent:** **\*\* Dec. 3, 2002**

(54) **SPECTACLES**

(75) Inventor: **Mathieu Jamin**, Paris (FR)

(73) Assignee: **Christian Dior Couture, S.A.**, Paris (FR)

(\*\*) Term: **14 Years**

(21) Appl. No.: **29/157,717**

(22) Filed: **Mar. 22, 2002**

(51) **LOC (7) Cl.** ..... **16-06**

(52) **U.S. Cl.** ..... **D16/325; D16/326; D16/335**

(58) **Field of Search** ..... **D16/101, 303-330, D16/335; D29/109, 110; 351/41, 44, 51, 52, 111, 119, 158; 2/447, 448**

(56) **References Cited**

**U.S. PATENT DOCUMENTS**

- D235,163 S \* 5/1975 Shindler
- D333,478 S \* 2/1993 Metcalfe et al.
- D398,325 S \* 9/1998 Hall et al. .... D16/325
- D417,883 S \* 12/1999 Arnette ..... D16/335

**OTHER PUBLICATIONS**

Caviar Catalog, 2000.\*  
www.eyewearcentre.com Giorgio Armani Model 1536, Feb. 2002.\*

\* cited by examiner

*Primary Examiner*—Raphael Barkai

(74) *Attorney, Agent, or Firm*—Amster, Rothstein & Ebenstein; Philip H. Gottfried


(57) **CLAIM**

The ornamental design for spectacles, as shown and described.

**DESCRIPTION**

FIG. 1 is a left front perspective view of spectacles showing my new design;  
FIG. 2 is a front elevational view thereof;  
FIG. 3 is a rear elevational view thereof;  
FIG. 4 is a right-side elevational view thereof;  
FIG. 5 is a left-side elevational view thereof;  
FIG. 6 is a top plan view thereof; and,  
FIG. 7 is a bottom plan view thereof.

**1 Claim, 4 Drawing Sheets**






FIG. 1




FIG. 2




FIG. 3




FIG. 4

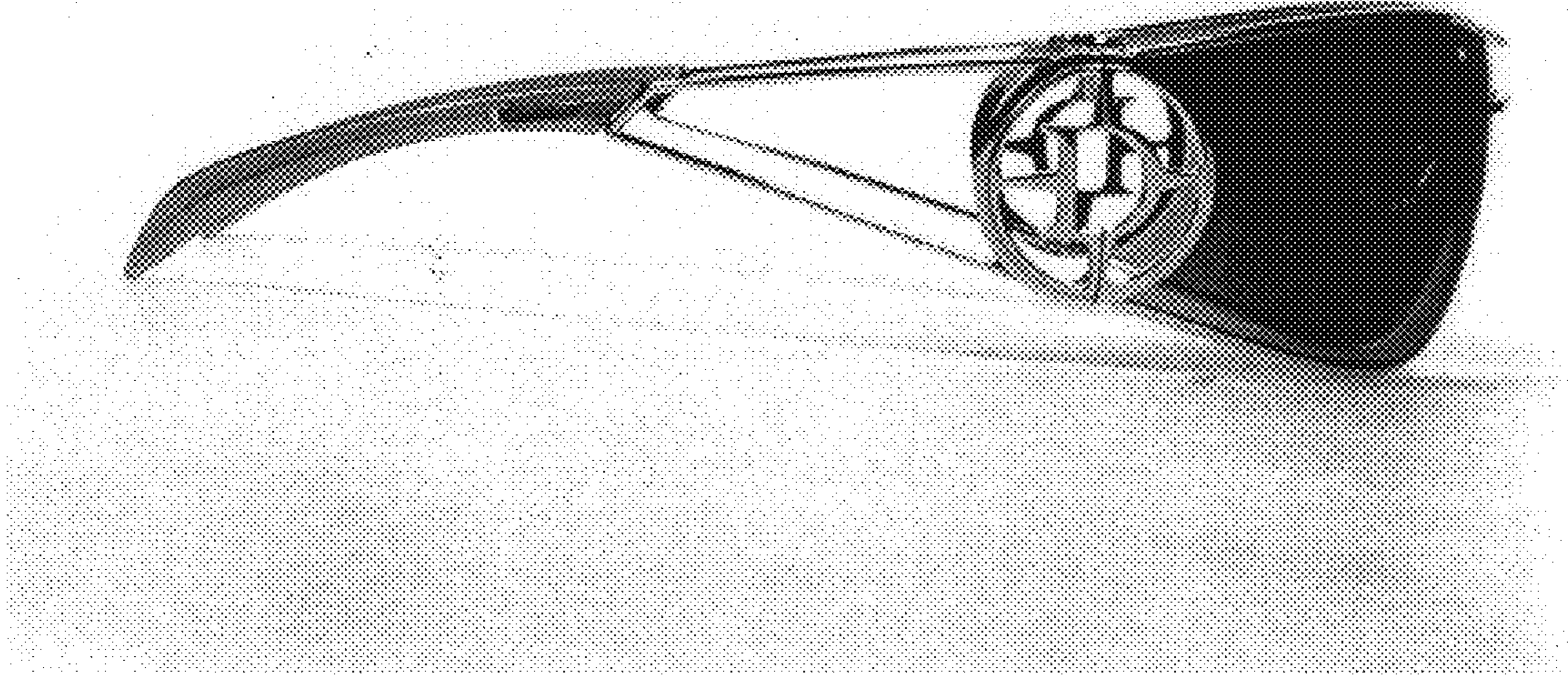


FIG. 5



FIG. 6



FIG. 7