



US00D466520S

(12) **United States Design Patent**
Brent et al.

(10) **Patent No.:** **US D466,520 S**

(45) **Date of Patent:** **** Dec. 3, 2002**

(54) **TOP OF A VEHICLE AIR FILTER**

D401,597 S * 11/1998 Shelton et al. D15/5
D401,942 S * 12/1998 Shelton et al. D15/5

(75) Inventors: **Timothy Brent**, Memphis, TN (US);
Craig Chicks, Germantown, TN (US);
Randall Harbur, Memphis, TN (US);
Allen Simmons, Memphis, TN (US);
Ky Nguyen, Torrance, CA (US)

* cited by examiner

Primary Examiner—Melody N. Brown
(74) *Attorney, Agent, or Firm*—Edward A. Sokolski

(73) Assignee: **Camfil Farr Inc.**, Memphis, TN (US)

(57) **CLAIM**

(**) Term: **14 Years**

The ornamental design for a top of a vehicle air filter, as shown and described.

(21) Appl. No.: **29/147,113**

DESCRIPTION

(22) Filed: **Aug. 23, 2001**

FIG. 1 is a top perspective view of the top of a vehicle air filter showing the new design;

(51) **LOC (7) Cl.** **15-01**

FIG. 2 is a top plan view thereof;

(52) **U.S. Cl.** **D15/5**

FIG. 3 is a side elevational view thereof, the opposite side being a mirror image of that shown; and,

(58) **Field of Search** D15/4, 5; D23/209;
123/198 E; 210/136, 168; 55/337, 385.5,
502, 570

FIG. 4 is a cross sectional view thereof taken along line 4—4 in FIG. 2.

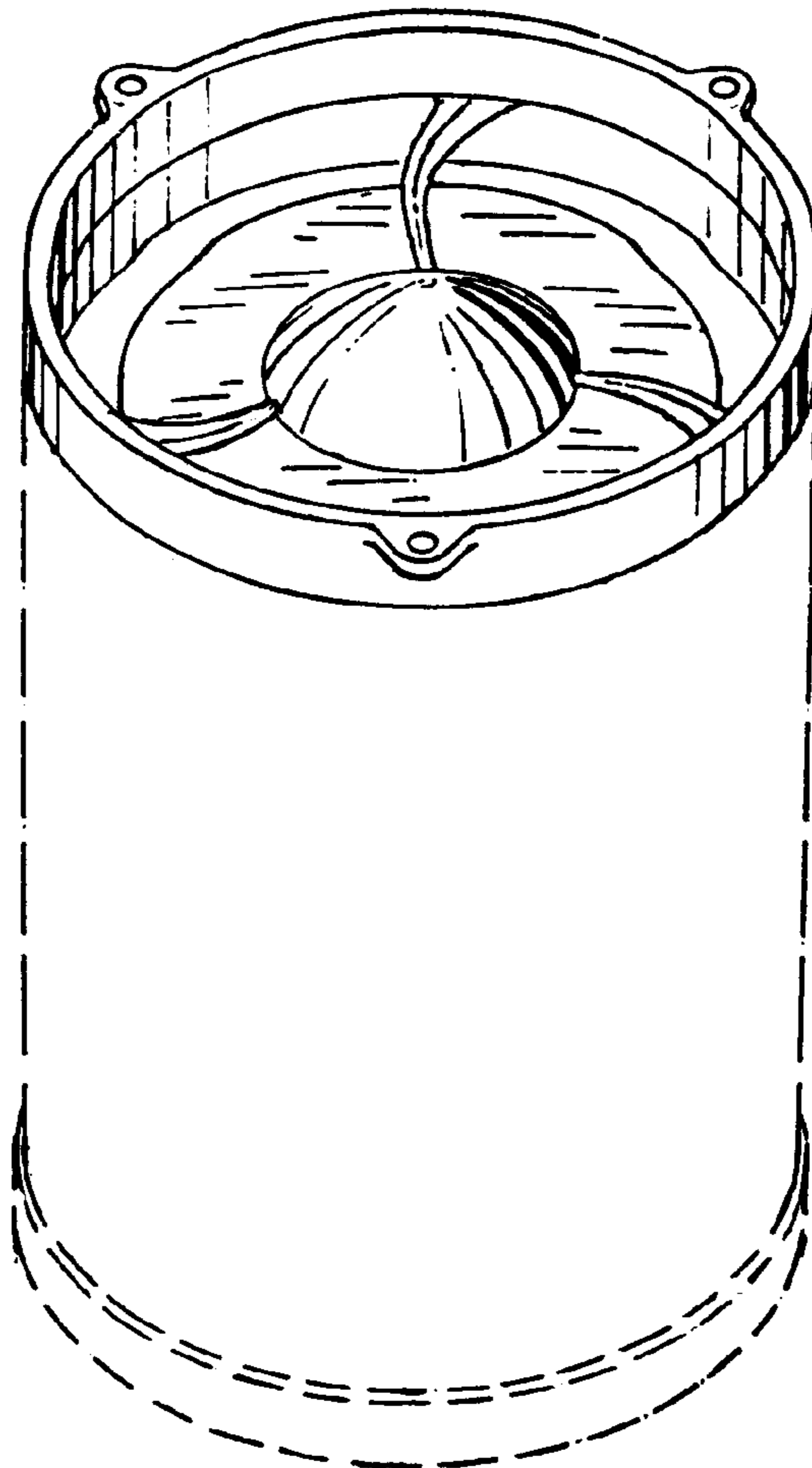
(56) **References Cited**

The broken lines are shown for illustrative purposes only and form no part of the claimed design.

U.S. PATENT DOCUMENTS

D342,075 S * 12/1993 Whitley, II D15/4

1 Claim, 1 Drawing Sheet



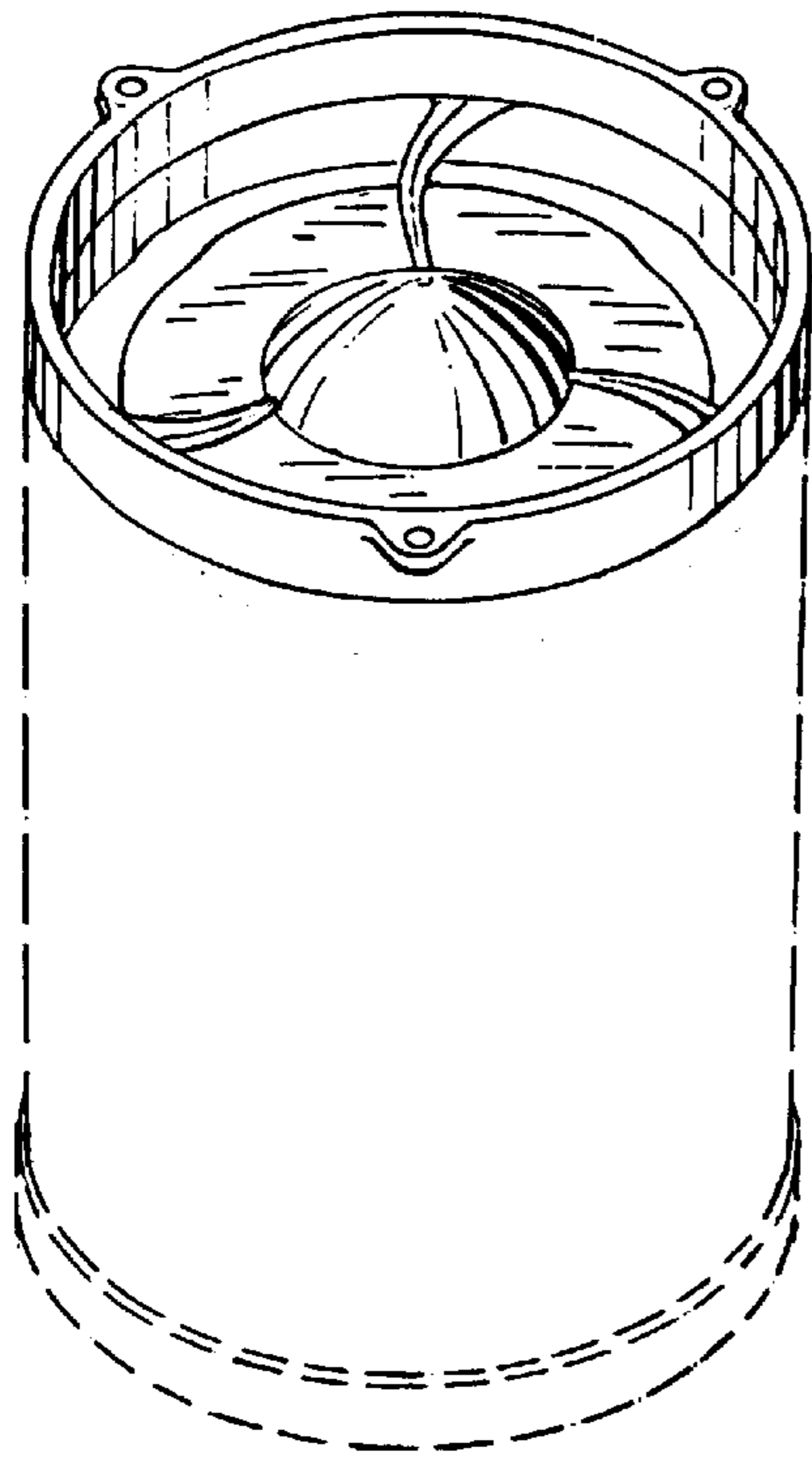


FIG. 1




FIG. 2




FIG. 3

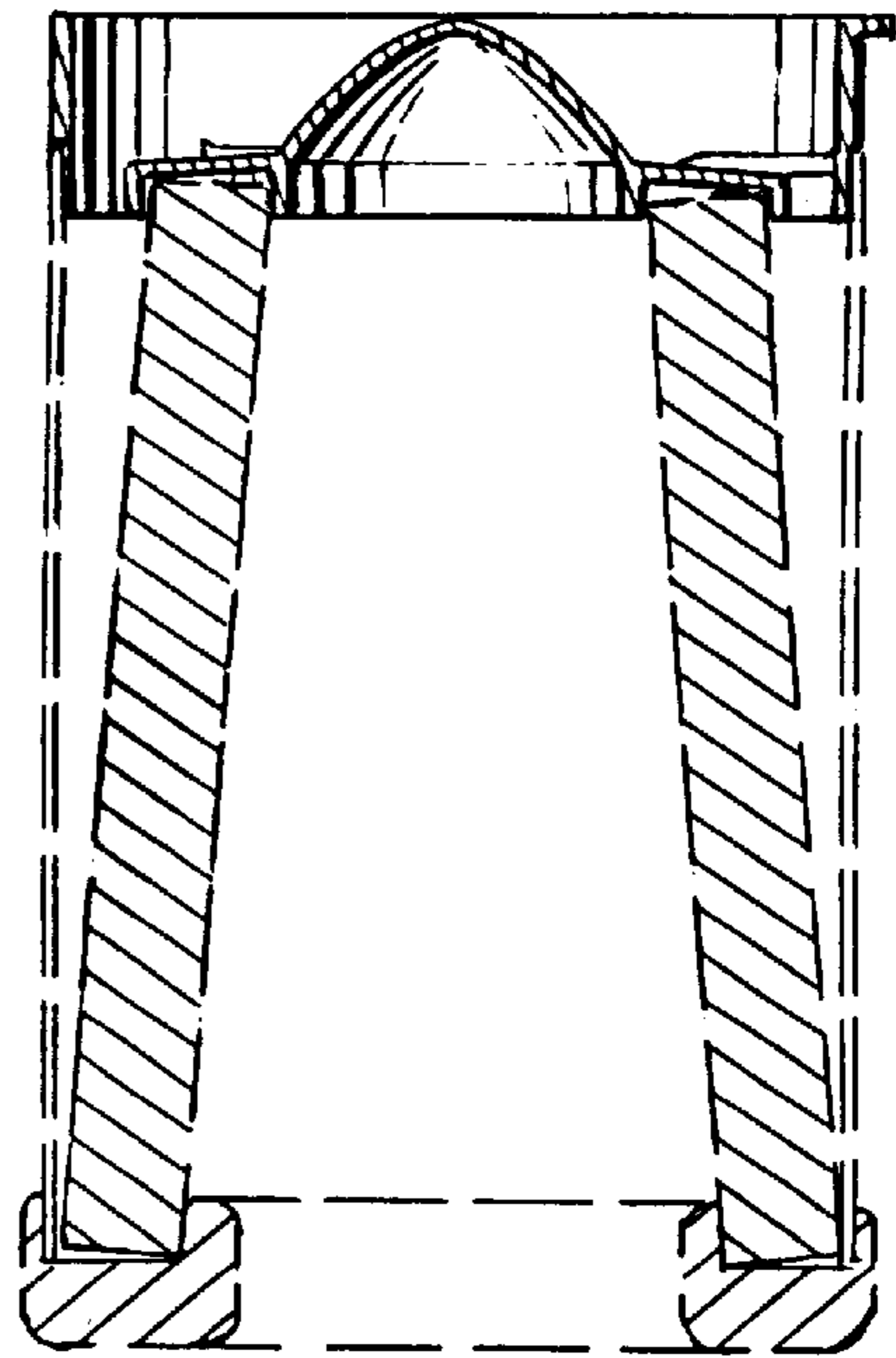


FIG. 4