



US00D466518S

(12) **United States Design Patent**  
**Chou**

(10) **Patent No.:** **US D466,518 S**

(45) **Date of Patent:** **\*\* Dec. 3, 2002**

(54) **MOUSE PAD**

D453,340 S \* 2/2002 Lin ..... D14/459  
D453,520 S \* 2/2002 Lin ..... D14/459

(76) Inventor: **Chien-Fa Chou**, 3F, No. 23, Alley 2,  
Lane 87, Tien Mu N. Rd., Shih Lin  
Zone, Taipei (TW)

\* cited by examiner

(\*\*) Term: **14 Years**

*Primary Examiner*—Kay H. Chin  
(74) *Attorney, Agent, or Firm*—Browdy and Neimark  
P.L.L.C.

(21) Appl. No.: **29/156,545**

(57) **CLAIM**

(22) Filed: **Mar. 5, 2002**

The ornamental design for a “mouse pad”, as shown and  
described.

(30) **Foreign Application Priority Data**

Jan. 18, 2002 (TW) ..... 091300178

**DESCRIPTION**

(51) **LOC (7) Cl.** ..... **14-02**

FIG. 1 shows a perspective view of the present design.  
FIG. 2 shows a right side elevational view of the present  
design.

(52) **U.S. Cl.** ..... **D14/459**

(58) **Field of Search** ..... D14/458-461;  
248/917-924, 442.2; 345/156-167

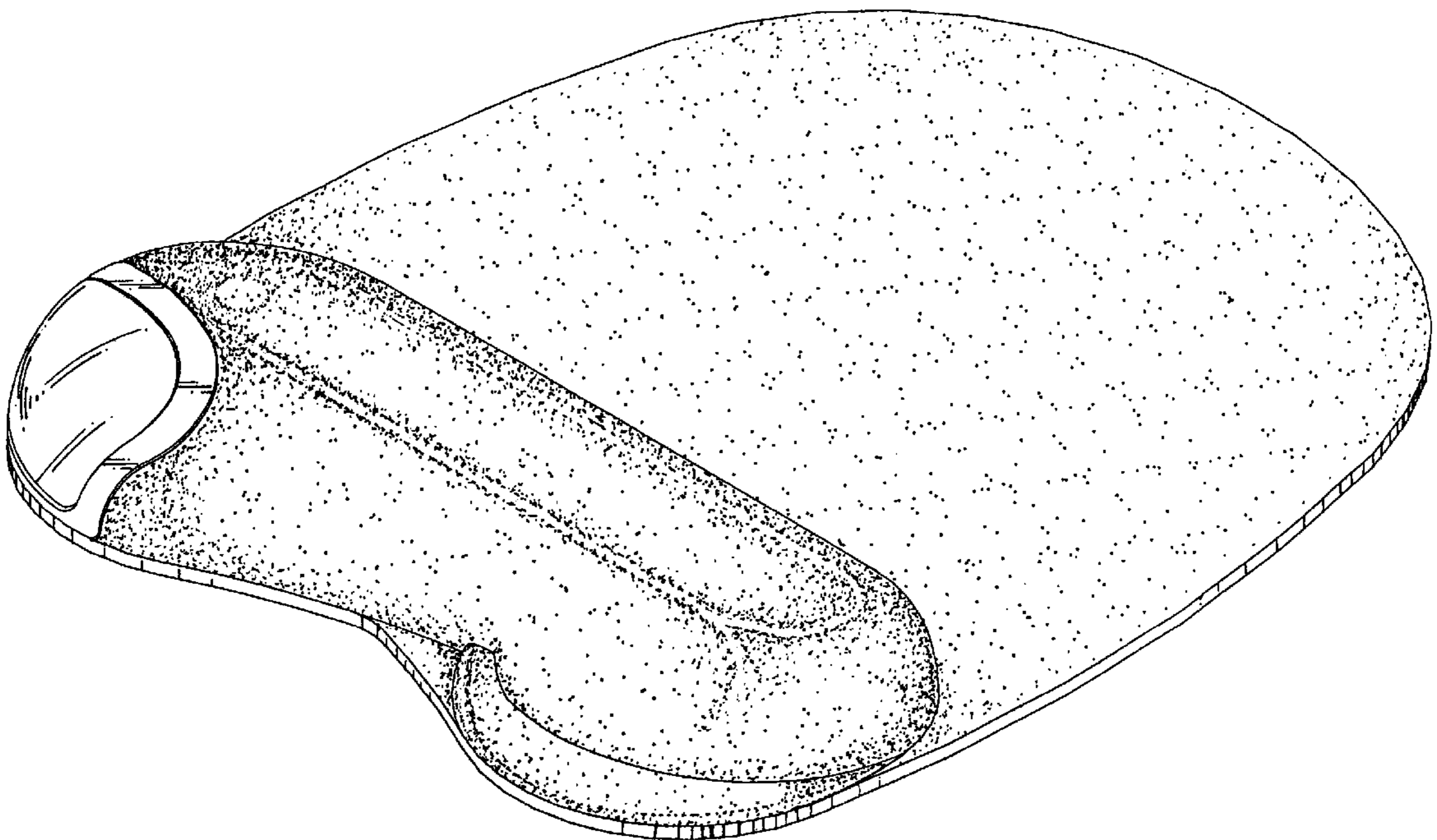
FIG. 3 shows a top plan view of the present design.  
FIG. 4 shows a front elevational view of the present design.  
FIG. 5 shows a bottom plan view of the present design.  
FIG. 6 shows a left side elevational view of the present  
design; and,  
FIG. 7 shows a rear elevational view of the present design.

(56) **References Cited**

**U.S. PATENT DOCUMENTS**

D361,556 S \* 8/1995 Moro et al. .... D14/459  
D452,868 S \* 1/2002 Chou ..... D14/459

**1 Claim, 7 Drawing Sheets**



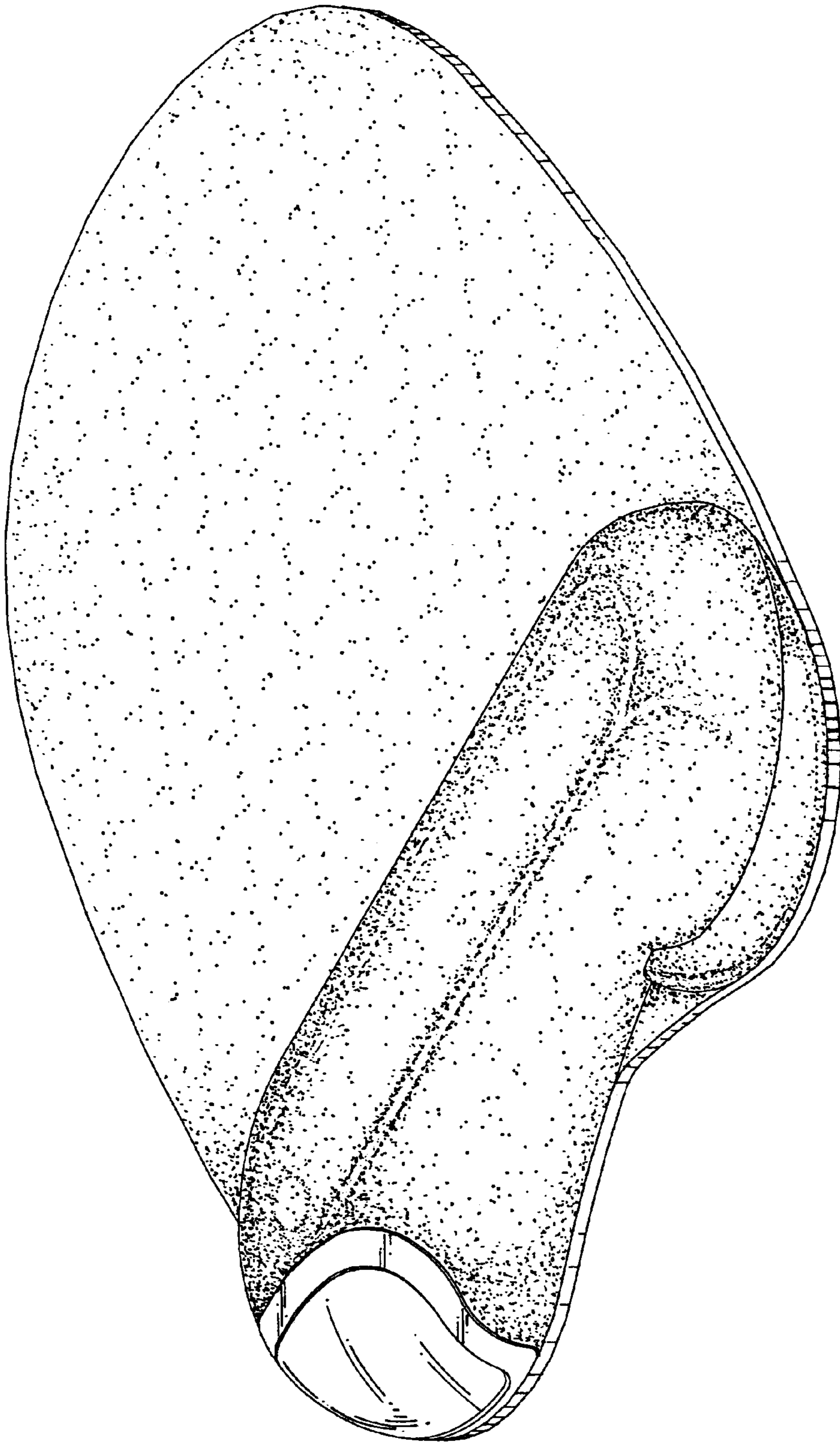


FIG. 1




FIG. 2

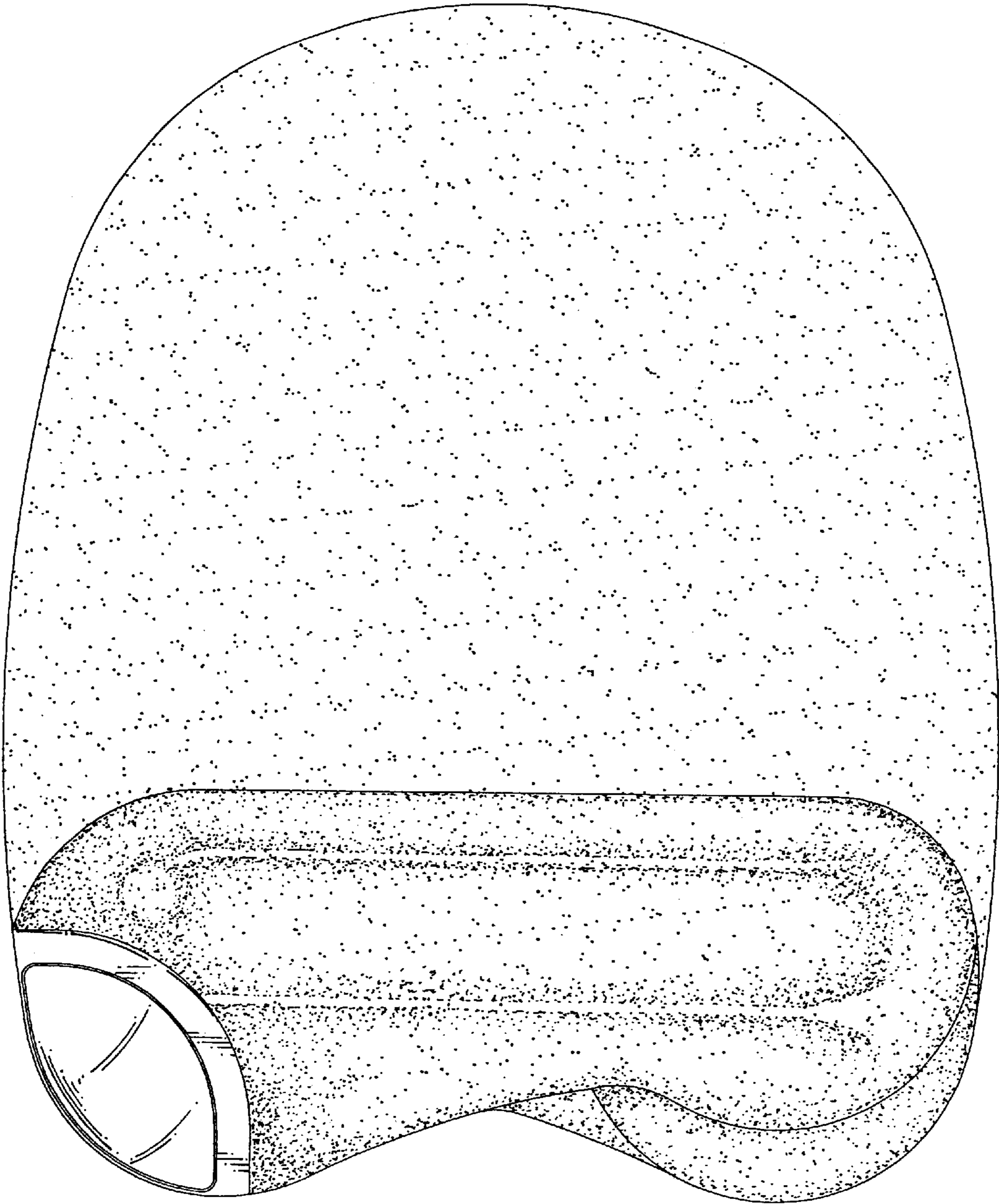


FIG. 3





FIG. 4




FIG. 5




FIG. 6

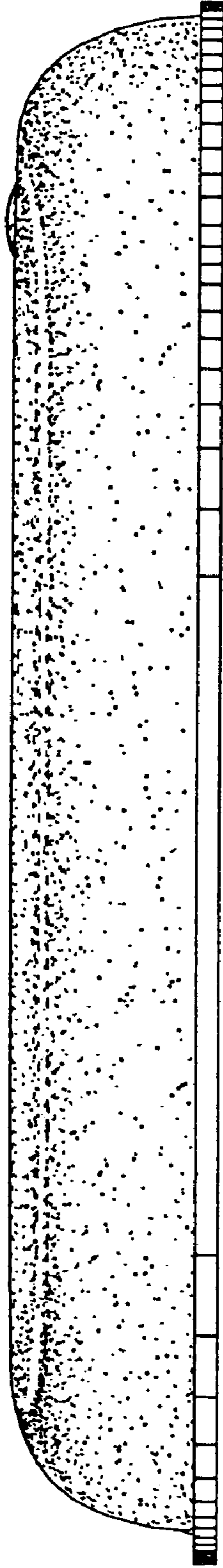


FIG. 7