



US00D466512S

(12) **United States Design Patent**
Chien et al.

(10) **Patent No.:** **US D466,512 S**

(45) **Date of Patent:** **** Dec. 3, 2002**

(54) **COMPUTER FRONT BEZEL**

(75) Inventors: **Chieh Nan Chien**, Taipei (TW); **Yin Sheng Yeh**, Taipei (TW); **Fu Ming Chen**, Taipei (TW)

(73) Assignee: **Hon Hai Precision Ind. Co., Ltd.**, Taipei Hsien (TW)

(**) Term: **14 Years**

(21) Appl. No.: **29/151,419**

(22) Filed: **Dec. 5, 2001**

(51) **LOC (7) Cl.** **14-02**

(52) **U.S. Cl.** **D14/446**

(58) **Field of Search** D14/441-446;
D13/162, 184, 164, 177, 199; 312/223.2;
361/680-686, 690-696

(56) **References Cited**

U.S. PATENT DOCUMENTS

- 5,169,218 A * 12/1992 Chu 312/223.2
- D415,141 S * 10/1999 Jean et al. D14/441
- D428,017 S * 7/2000 Jean et al. D14/441
- D431,570 S * 10/2000 Jean et al. D14/441

- D432,135 S * 10/2000 Jean et al. D14/444
- D433,417 S * 11/2000 Liu et al. D14/441
- D435,560 S * 12/2000 Jean et al. D14/444

* cited by examiner

Primary Examiner—Freda Nunn

(74) *Attorney, Agent, or Firm*—Wei Te Chung


(57) **CLAIM**

The ornamental design for a computer front bezel, as shown and described.

DESCRIPTION

FIG. 1 is a perspective view of a computer front bezel of our new design;
 FIG. 2 is a front elevational view thereof;
 FIG. 3 is a rear elevational view thereof;
 FIG. 4 is a left side elevational view thereof;
 FIG. 5 is a right side elevational view thereof;
 FIG. 6 is a top plan view thereof;
 FIG. 7 is a bottom plan view thereof; and,
 FIG. 8 is a view similar to FIG. 1 with the computer front bezel being mounted to a computer case which is shown in broken lines for illustrative purposes only and forms no part of the claimed design.

1 Claim, 6 Drawing Sheets






FIG. 1

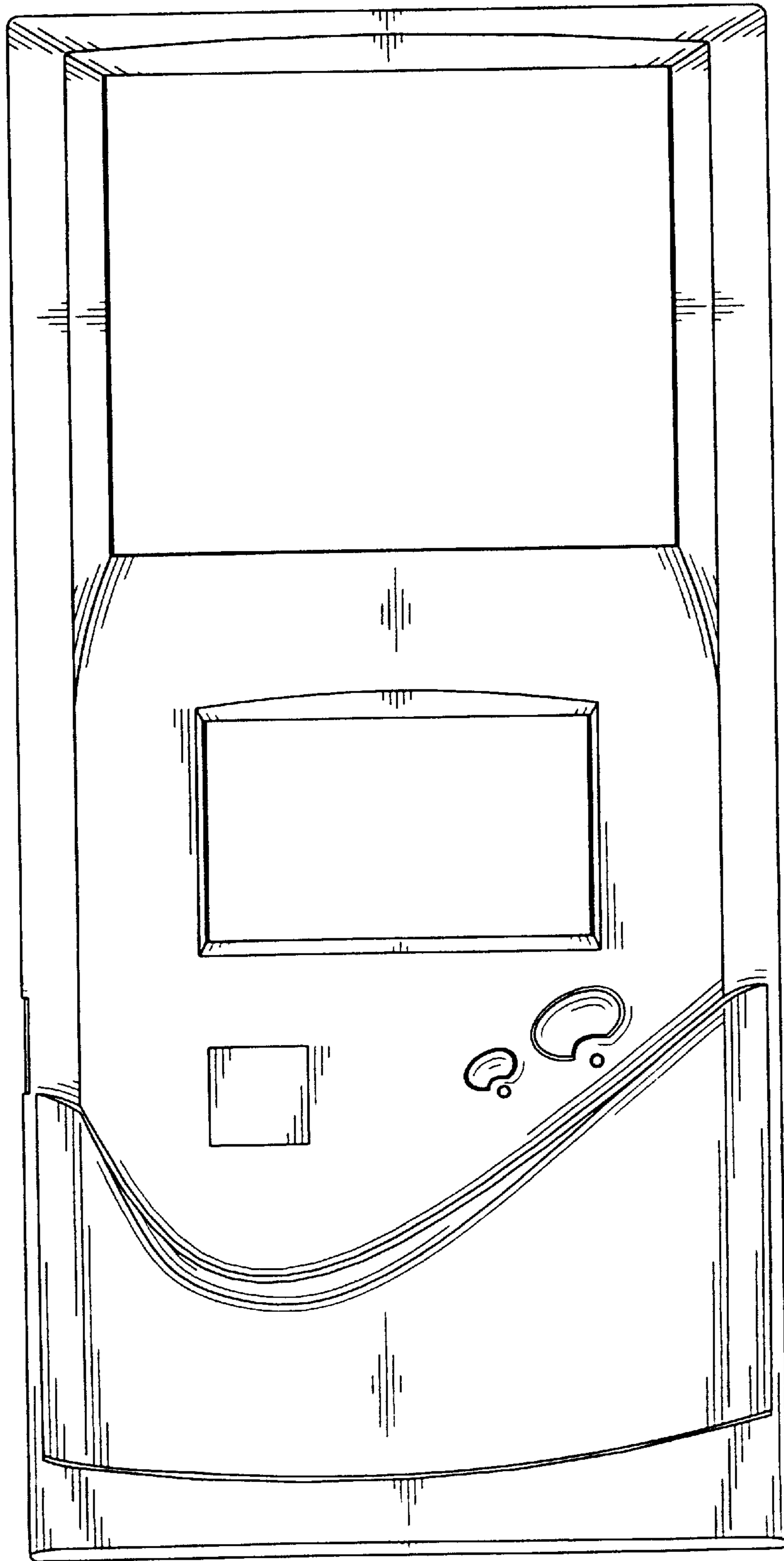


FIG. 2




FIG. 3




FIG. 4

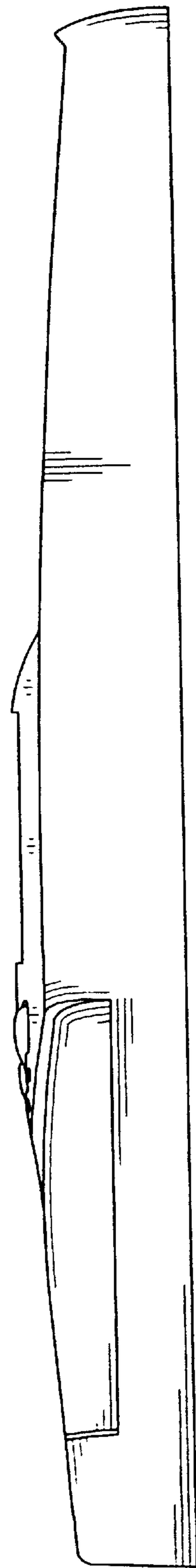


FIG. 5

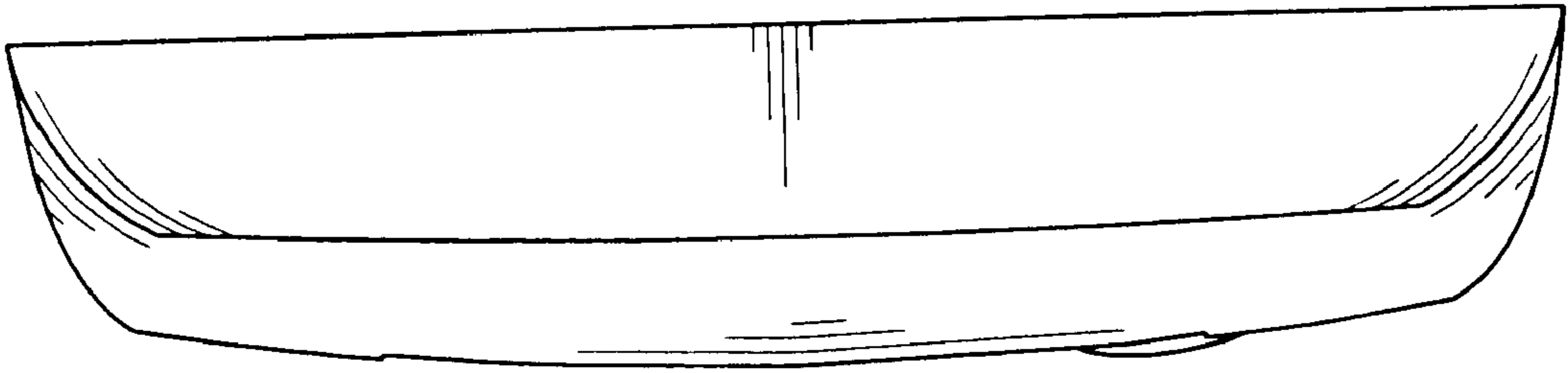


FIG. 6

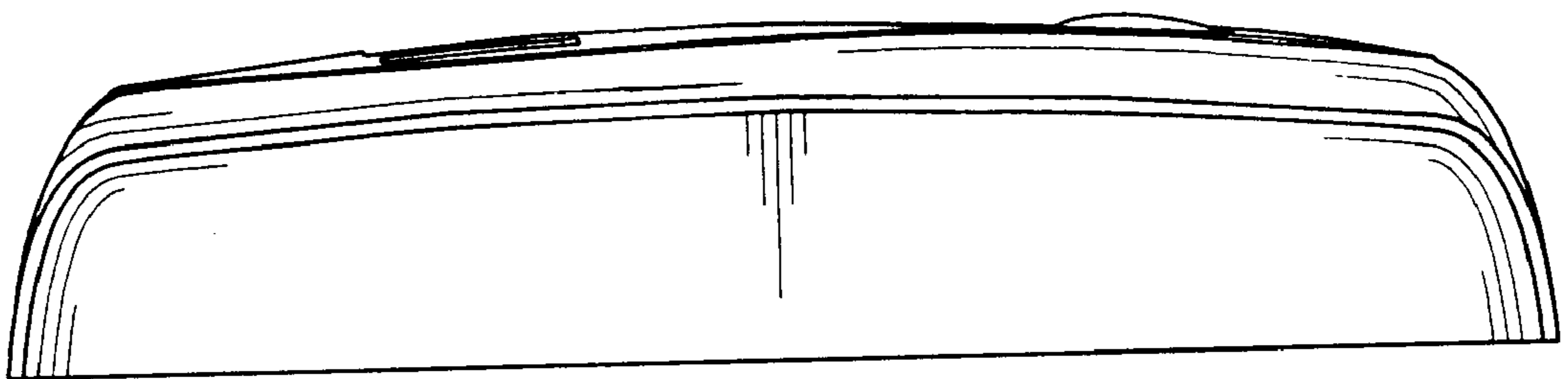


FIG. 7

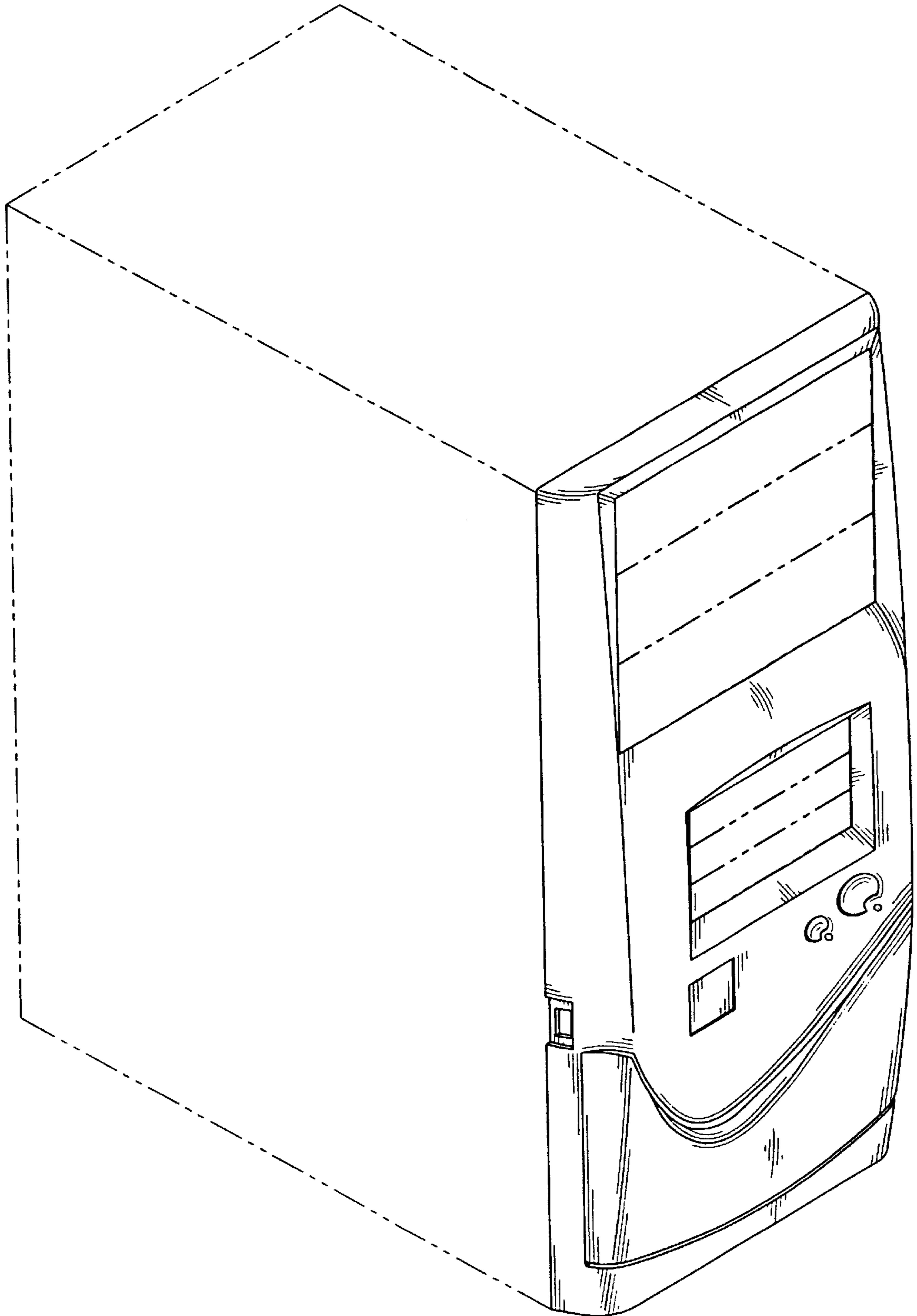


FIG. 8