



US00D466504S

(12) **United States Design Patent**
Masuda et al.

(10) **Patent No.:** **US D466,504 S**

(45) **Date of Patent:** **** Dec. 3, 2002**

(54) **PORTABLE WIRELESS TERMINAL EQUIPMENT**

D442,173 S * 5/2001 Wang et al. D14/342
D442,583 S * 5/2001 Ohta et al. D14/346
D443,612 S * 6/2001 Evers et al. D14/341

(75) Inventors: **Hiroaki Masuda**, Shizuoka (JP);
Tomoaki Takuma, Shizuoka (JP)

* cited by examiner

(73) Assignee: **NEC Corporation**, Tokyo (JP)

Primary Examiner—Freda Nunn

(**) Term: **14 Years**

(74) *Attorney, Agent, or Firm*—Sughrue Mion, PLLC

(21) Appl. No.: **29/152,128**

(22) Filed: **Dec. 18, 2001**

(57) **CLAIM**

The ornamental design for portable wireless terminal equipment, as shown.

(30) **Foreign Application Priority Data**

DESCRIPTION

Jun. 19, 2001 (JP) 2001-017757

FIG. 1 is a perspective view of the top, front and right side of a portable wireless terminal equipment showing our new design;

(51) **LOC (7) Cl.** **14-02**

FIG. 2 is a front elevational view thereof;

(52) **U.S. Cl.** **D14/346**

FIG. 3 is a rear elevational view thereof;

(58) **Field of Search** D14/341-346;

FIG. 4 is a left side elevational view thereof;

D18/1, 2, 7; 235/145 A, 145 R; 341/22, 23; 345/156, 168, 169, 172, 173, 87; 361/680-686

FIG. 5 is a right side elevational view thereof;

(56) **References Cited**

FIG. 6 is a top plan view thereof; and,

FIG. 7 is a bottom plan view thereof.

U.S. PATENT DOCUMENTS

D423,468 S * 4/2000 Jenkins D14/342

1 Claim, 3 Drawing Sheets

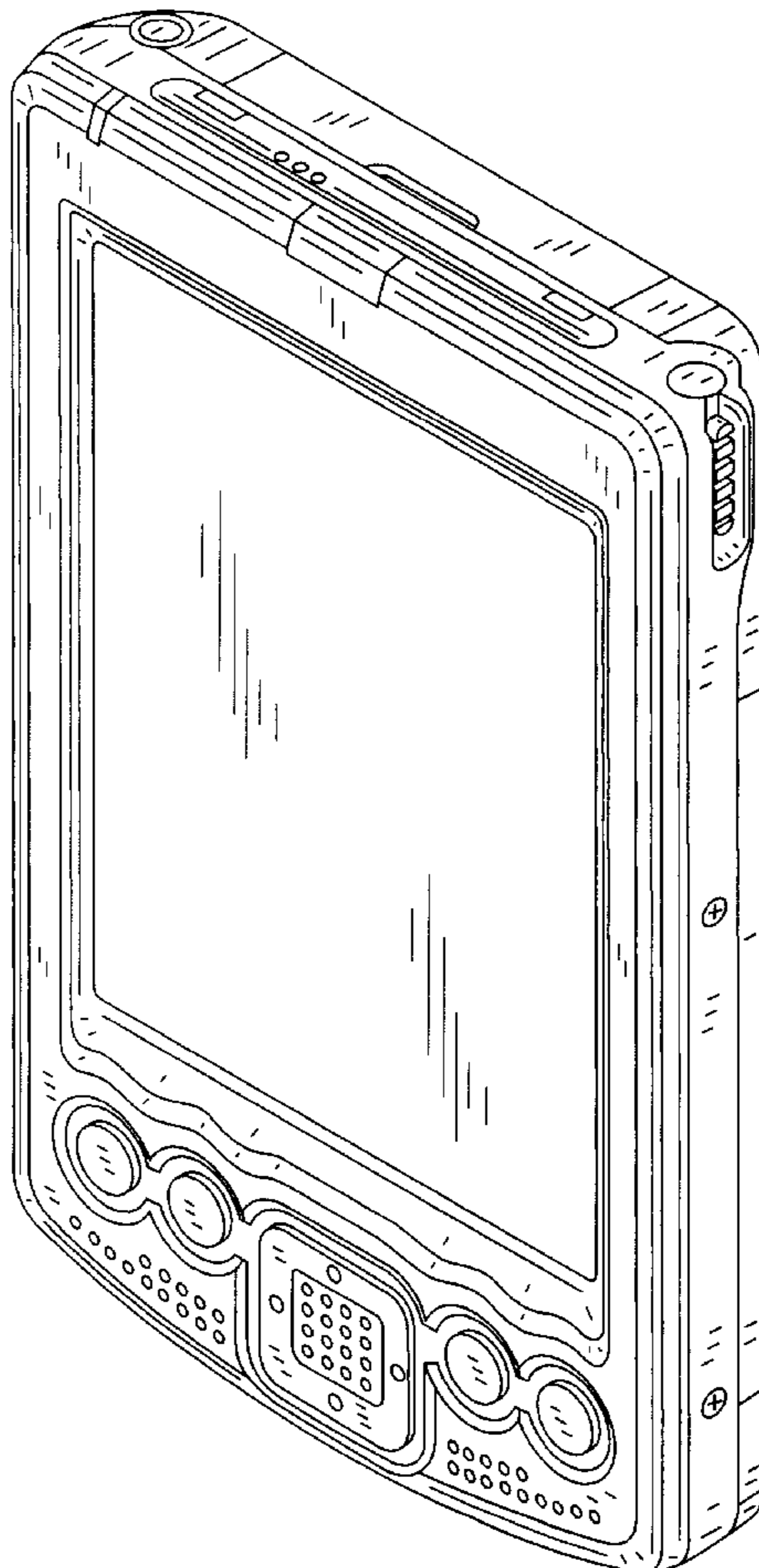


FIG. 1




FIG. 3

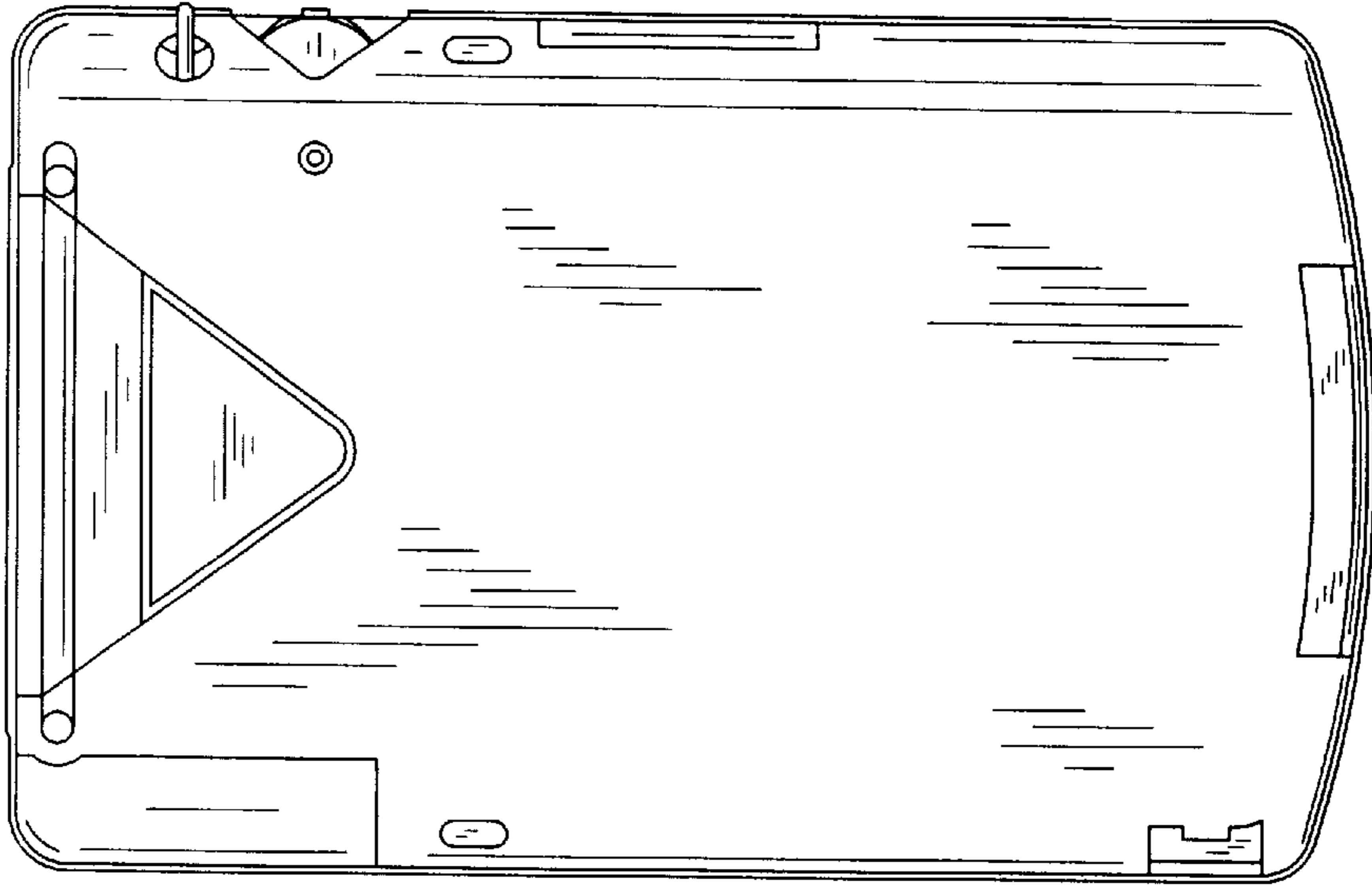


FIG. 2




FIG. 4




FIG. 5

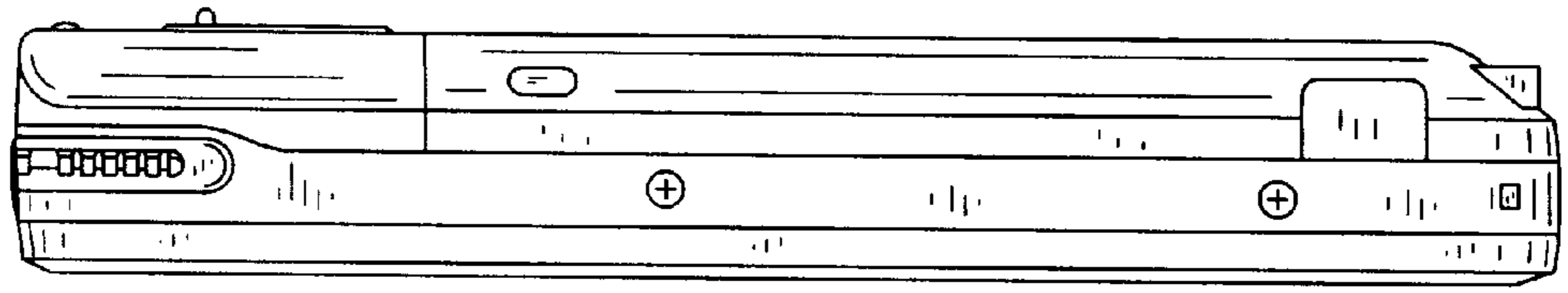


FIG. 6

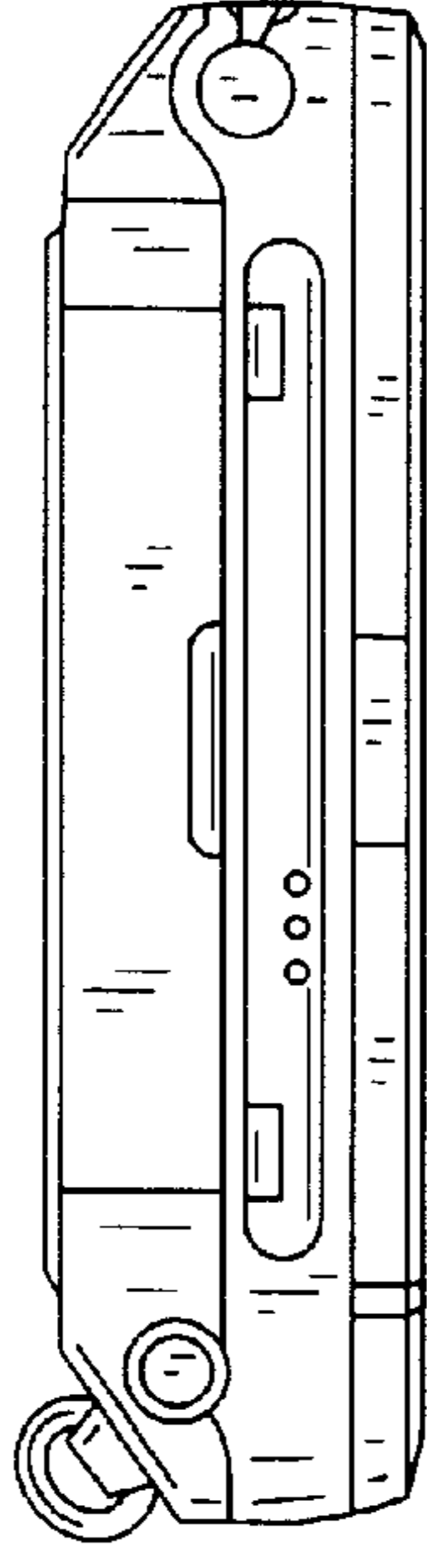


FIG. 7

