



US00D466497S

(12) **United States Design Patent**
Wikel et al.

(10) **Patent No.:** **US D466,497 S**

(45) **Date of Patent:** **** Dec. 3, 2002**

(54) **EXTERNAL MODULE FOR AN ELECTRONIC COMMUNICATION DEVICE**

(75) Inventors: **Harold Levern Wikel**, Muskego, WI (US); **Huy Phoung Nguyen**, Palo Alto, CA (US)

(73) Assignee: **Motorola, Inc.**, Schaumburg, IL (US)

(*) Notice: This patent is subject to a terminal disclaimer.

(**) Term: **14 Years**

(21) Appl. No.: **29/129,321**

(22) Filed: **Sep. 12, 2000**

(51) **LOC (7) Cl.** **14-03**

(52) **U.S. Cl.** **D14/265**

(58) **Field of Search** D14/188, 192, D14/205-206, 217-218, 223; 455/151.1-151.4, 152.1, 352-355

(56) **References Cited**

U.S. PATENT DOCUMENTS

- D344,949 S * 3/1994 So D14/195 X
- D351,596 S * 10/1994 Pierotti et al. D14/192
- D384,072 S * 9/1997 Ng D14/192
- D392,979 S * 3/1998 Inukai D14/228

D396,722 S * 8/1998 Benedetti D14/194 X

* cited by examiner

Primary Examiner—Nanda Bondade

(74) *Attorney, Agent, or Firm*—Lalita P. Williams; Shigeharu Furukawa


(57) **CLAIM**

The ornamental design for the external module for an electronic communication device, as shown and described.

DESCRIPTION

FIG. 1 is a bottom, right and front perspective view of the external module for an electronic communication device; FIG. 2 is a top view of the external module for an electronic communication device shown in FIG. 1; FIG. 3 is a left side view of the external module for an electronic communication device shown in FIG. 1; FIG. 4 is a front view of the external module for an electronic communication device shown in FIG. 1; FIG. 5 is a right side view of the external module for an electronic communication device shown in FIG. 1; FIG. 6 is a rear view of the external module for an electronic communication device shown in FIG. 1; and, FIG. 7 is a bottom view of the external module for an electronic communication device shown in FIG. 1. The broken line showing of FIGS. 1-7 is for illustrative purposes only and forms no part of the claimed design.

1 Claim, 3 Drawing Sheets






FIG. 1




FIG. 2

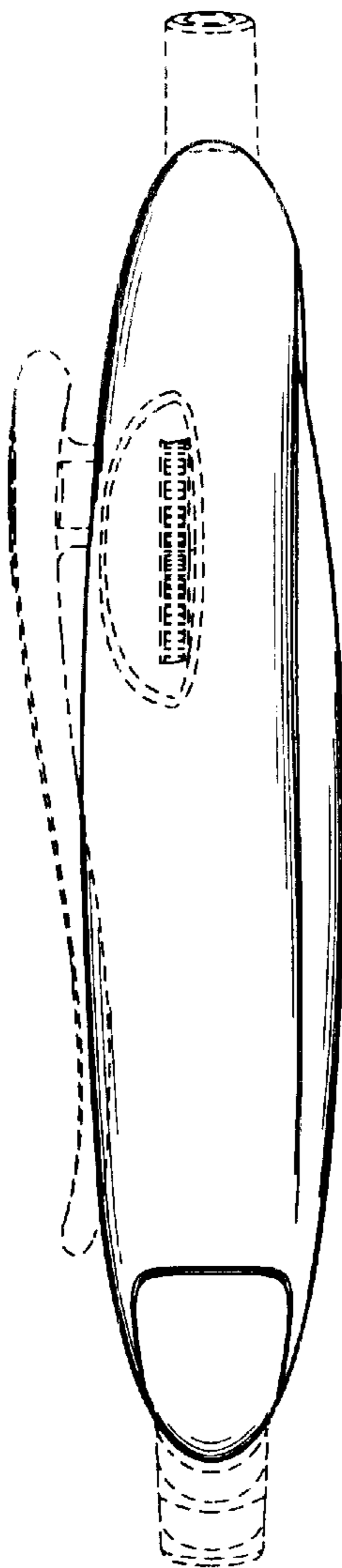


FIG. 3



FIG. 4

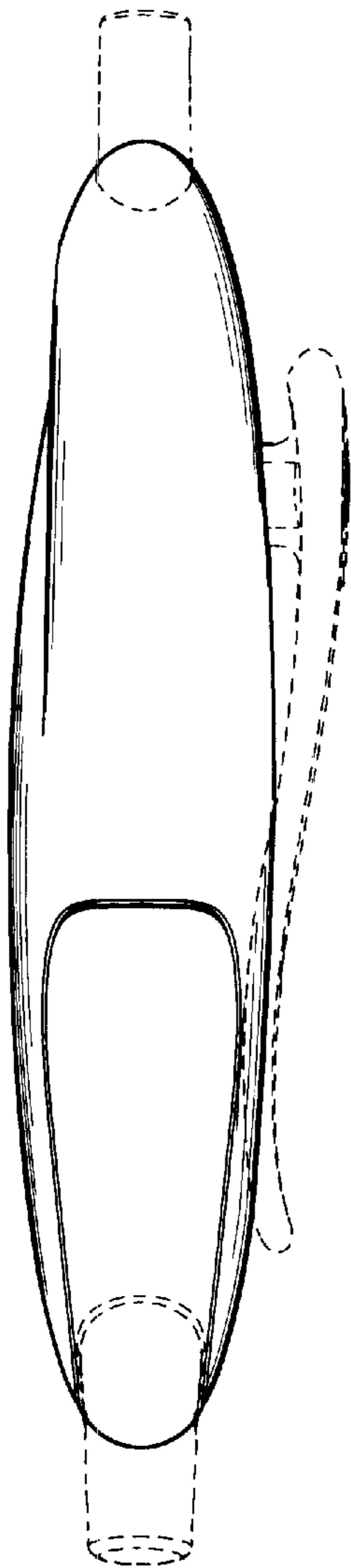


FIG. 5

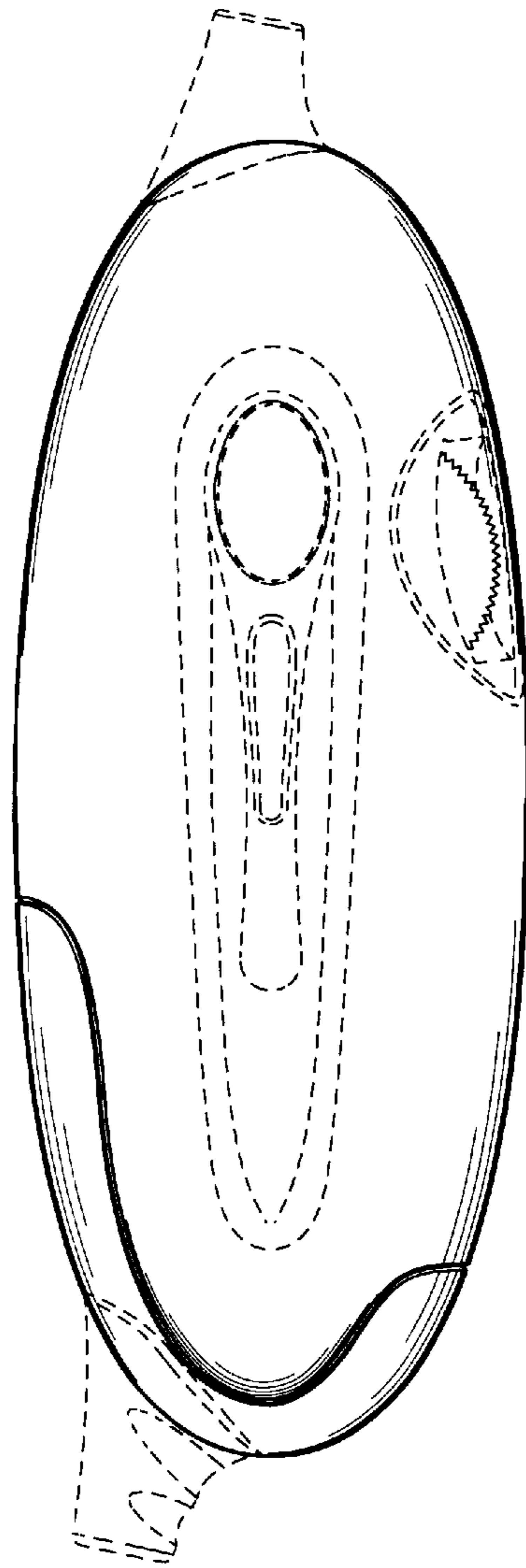


FIG. 6




FIG. 7