



US00D466479S

(12) **United States Design Patent**
Pein et al.

(10) **Patent No.:** **US D466,479 S**

(45) **Date of Patent:** **** Dec. 3, 2002**

(54) **RJ STYLE PLUG**

(75) **Inventors:** **Hans-Jürgen Pein**, Berlin (DE); **Frank Mössner**, Berlin (DE); **Michael Gwiazdowski**, Berlin (DE)

(73) **Assignee:** **Krone GmbH** (DE)

(**) **Term:** **14 Years**

(21) **Appl. No.:** **29/123,823**

(22) **Filed:** **May 25, 2000**

(51) **LOC (7) Cl.** **13-03**

(52) **U.S. Cl.** **D13/147**

(58) **Field of Search** D13/146, 147;
439/433, 358, 439, 676, 736; 385/56, 86

(56) **References Cited**

U.S. PATENT DOCUMENTS

5,538,438	A	*	7/1996	Orlando	439/344
5,727,962	A	*	3/1998	Caveny et al.	439/344
5,766,027	A	*	6/1998	Fogg	439/76.1
5,951,330	A	*	9/1999	Reichard, Jr. et al.	439/676

D420,329	S	*	2/2000	Lin et al.	D13/147
D434,380	S	*	11/2000	Watanabe	D13/147
6,196,733	B1	*	3/2001	Wild	385/86
6,210,200	B1	*	4/2001	Kranzdorf	439/344
6,250,817	B1	*	6/2001	Lampert et al.	385/56
6,254,418	B1	*	7/2001	Tharp et al.	439/352
6,276,943	B1	*	8/2001	Boutros et al.	439/76.1

* cited by examiner

Primary Examiner—Joel Sincavage

(74) *Attorney, Agent, or Firm*—McGlew and Tuttle, P.C.

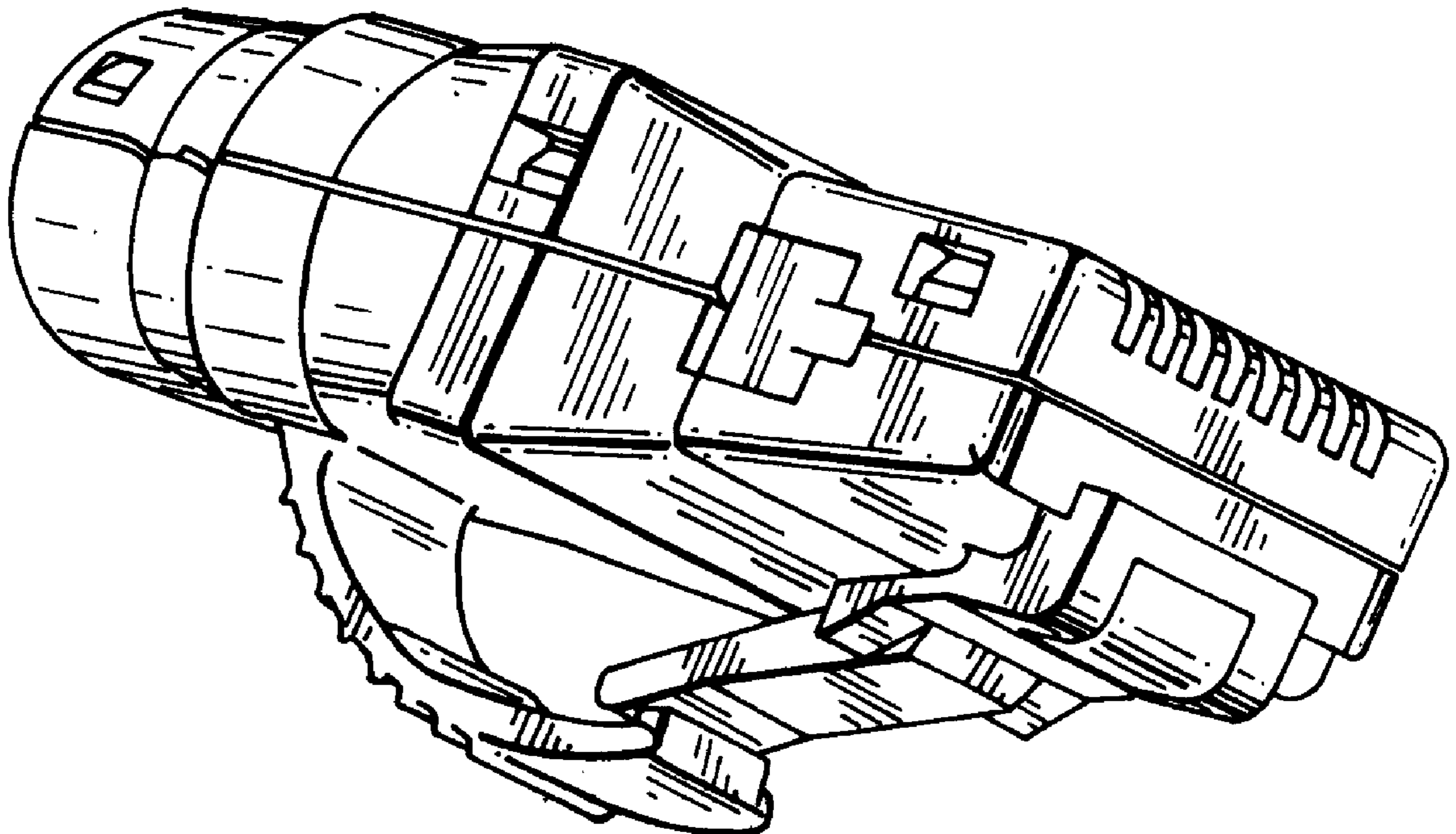
(57) **CLAIM**

The ornamental design for a RJ style plug, as shown and described.

DESCRIPTION

FIG. 1 is a left side view of my new RJ style plug design, with the right side view being a mirror image of the left side; FIG. 2 is a top view thereof; FIG. 3 is a front end view thereof; and, FIG. 4 is a front top side perspective view thereof.

1 Claim, 1 Drawing Sheet



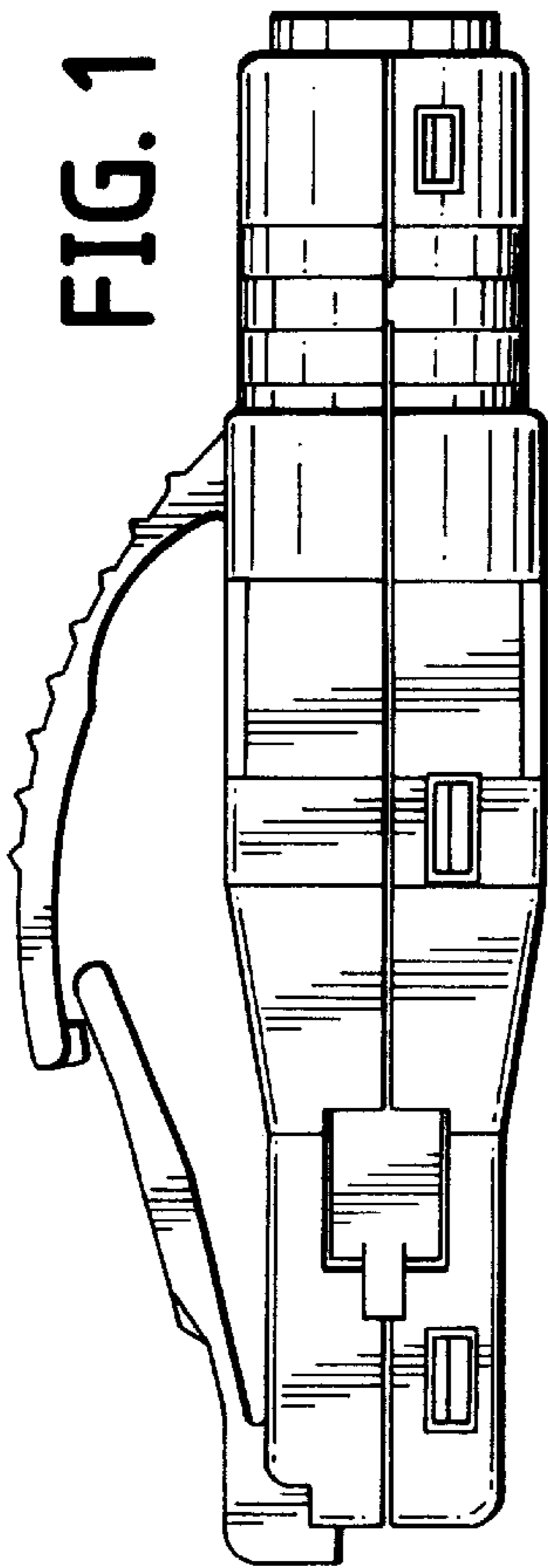


FIG. 1

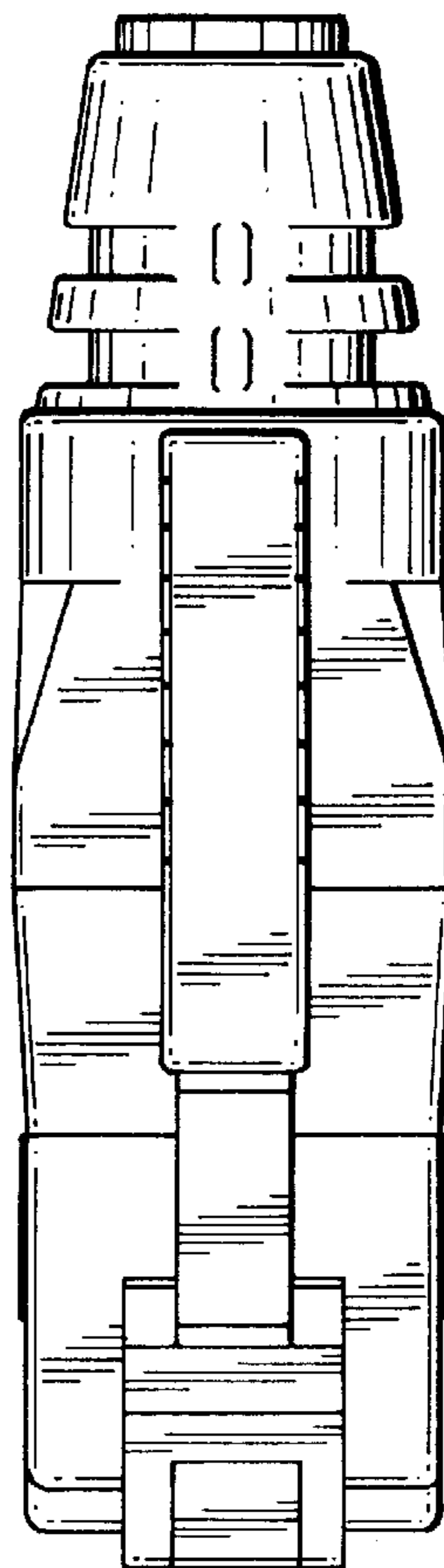


FIG. 2

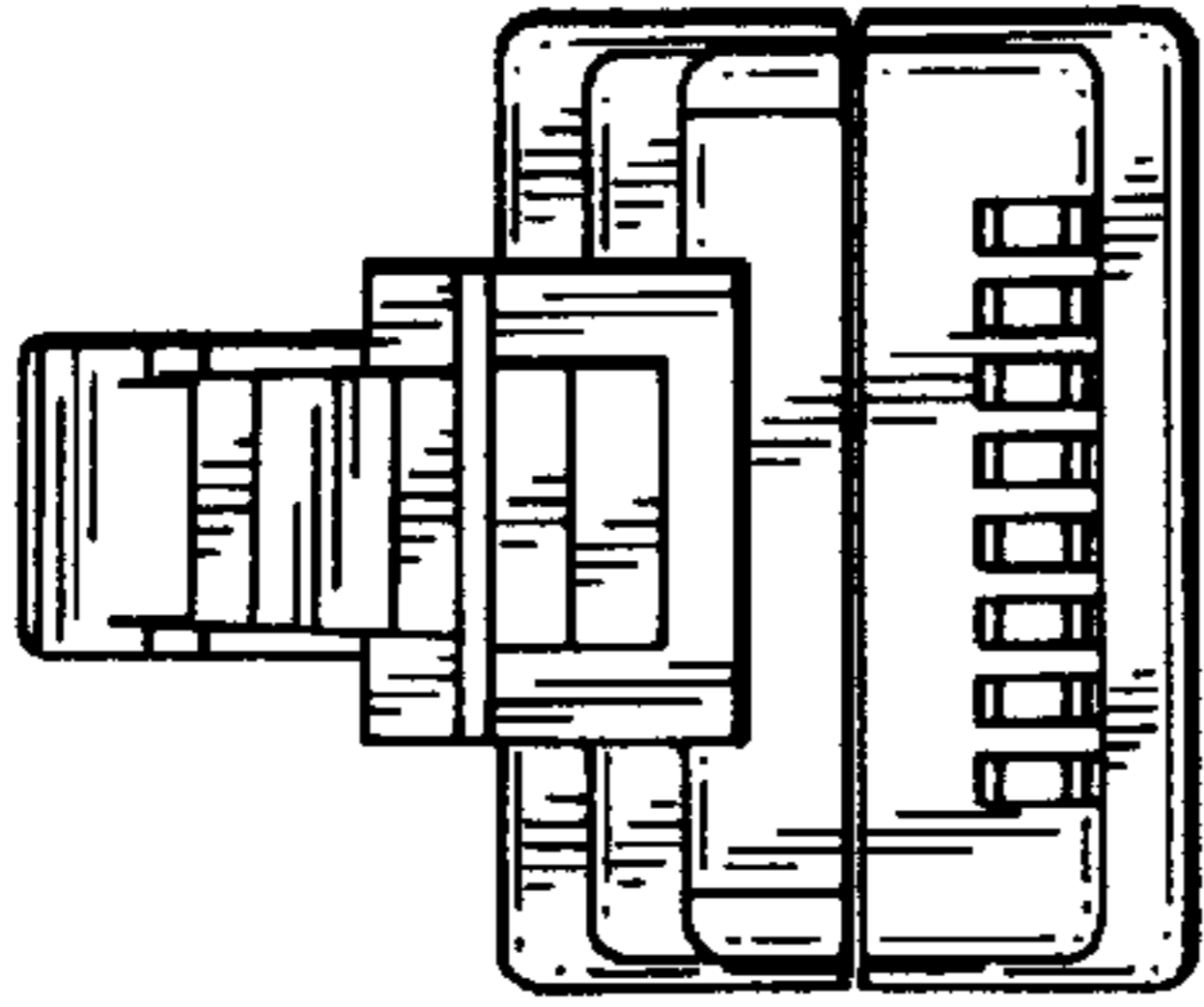


FIG. 3

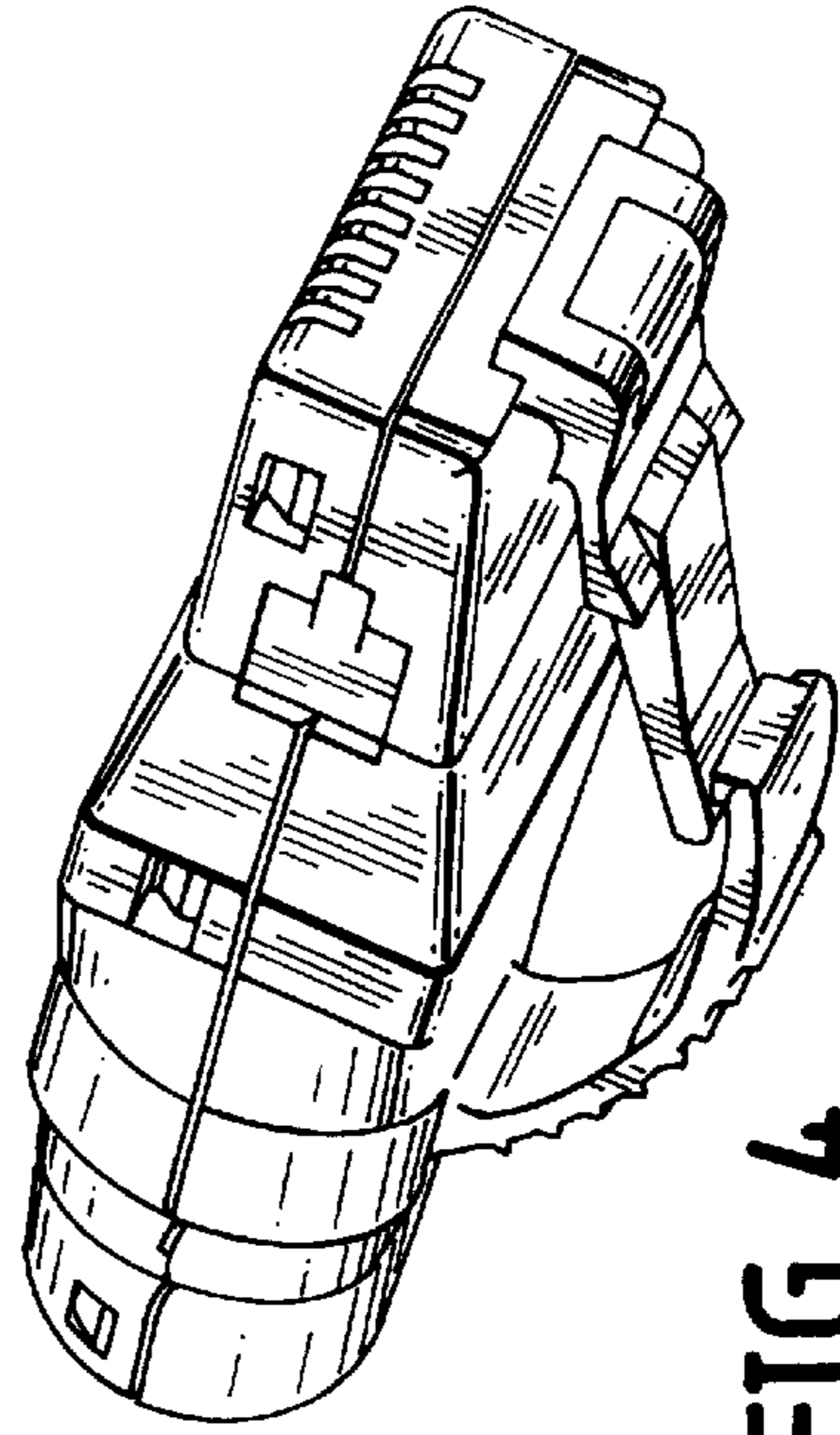


FIG. 4