



US00D466472S

(12) **United States Design Patent**  
**Abe et al.**

(10) **Patent No.:** **US D466,472 S**

(45) **Date of Patent:** **\*\* Dec. 3, 2002**

(54) **TIRE TREAD**

D372,891 S \* 8/1996 McKisson ..... D12/528

(75) Inventors: **Osamu Abe**, Kobe (JP); **Saburo Miyabe**, Grossauheim (DE)

\* cited by examiner

*Primary Examiner*—Robert M. Spear

(73) Assignee: **The Goodyear Tire & Rubber Company**, Akron, OH (US)

(74) *Attorney, Agent, or Firm*—David L. King

(\*\*) Term: **14 Years**

(57) **CLAIM**

The ornamental Design for a tire tread, as shown and described.

(21) Appl. No.: **29/151,225**

**DESCRIPTION**

(22) Filed: **Nov. 2, 2001**

(30) **Foreign Application Priority Data**

May 2, 2001 (JP) ..... 2001-012802

FIG. 1 is a perspective view of a tire tread showing our new design, it being understood that the pattern repeats uniformly throughout the circumference of the tread;

(51) **LOC (7) Cl.** ..... **12-15**

FIG. 2 is a front elevational view thereof;

(52) **U.S. Cl.** ..... **D12/518**

FIG. 3 is a side elevational view thereof;

(58) **Field of Search** ..... D12/515, 517, D12/518; 152/209.1, 209.8, 209.9, 209.18, 209.25, 209.28, 455

FIG. 4 is the opposite side elevational view thereof; and, FIG. 5 is an enlarged fragmentary perspective view.

(56) **References Cited**

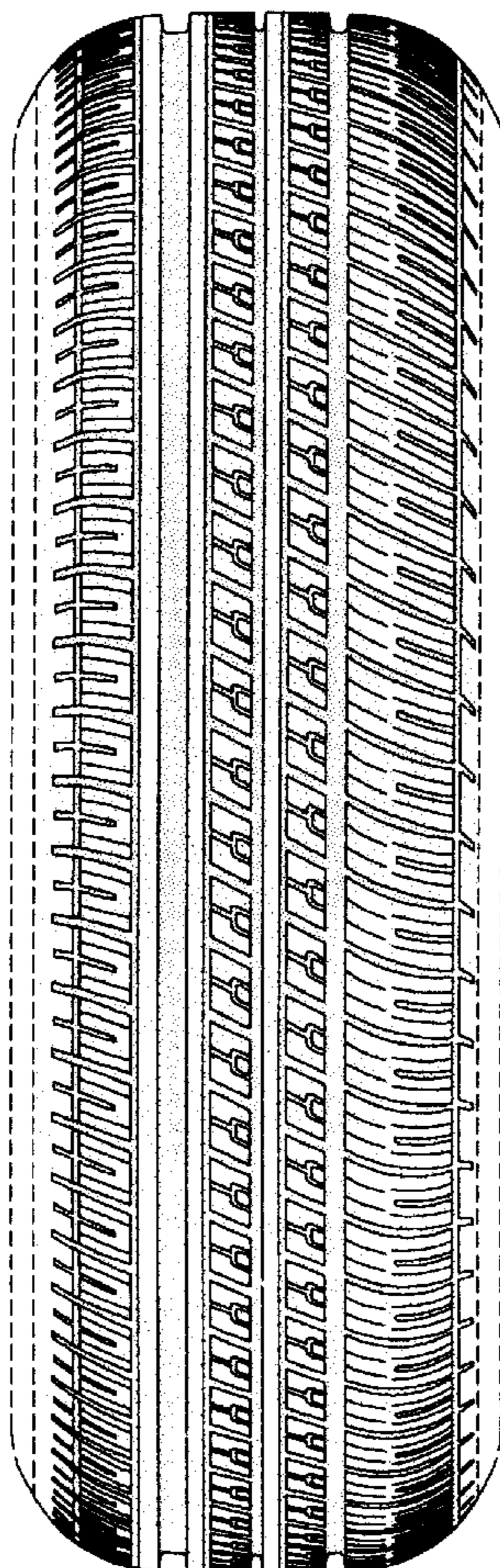
In the drawings, the broken lines defining the sidewall and inner bead and the peripheral boundary between the tire tread and the sidewall are for illustrative purposes only and form no part of the claimed design.

**U.S. PATENT DOCUMENTS**

The dark stippled surface shading represents the recessed portion of the tread grooves, having a depth as best shown at the top and bottom of FIG. 2.

D310,804 S \* 9/1990 Covert et al. .... D12/532

**1 Claim, 5 Drawing Sheets**



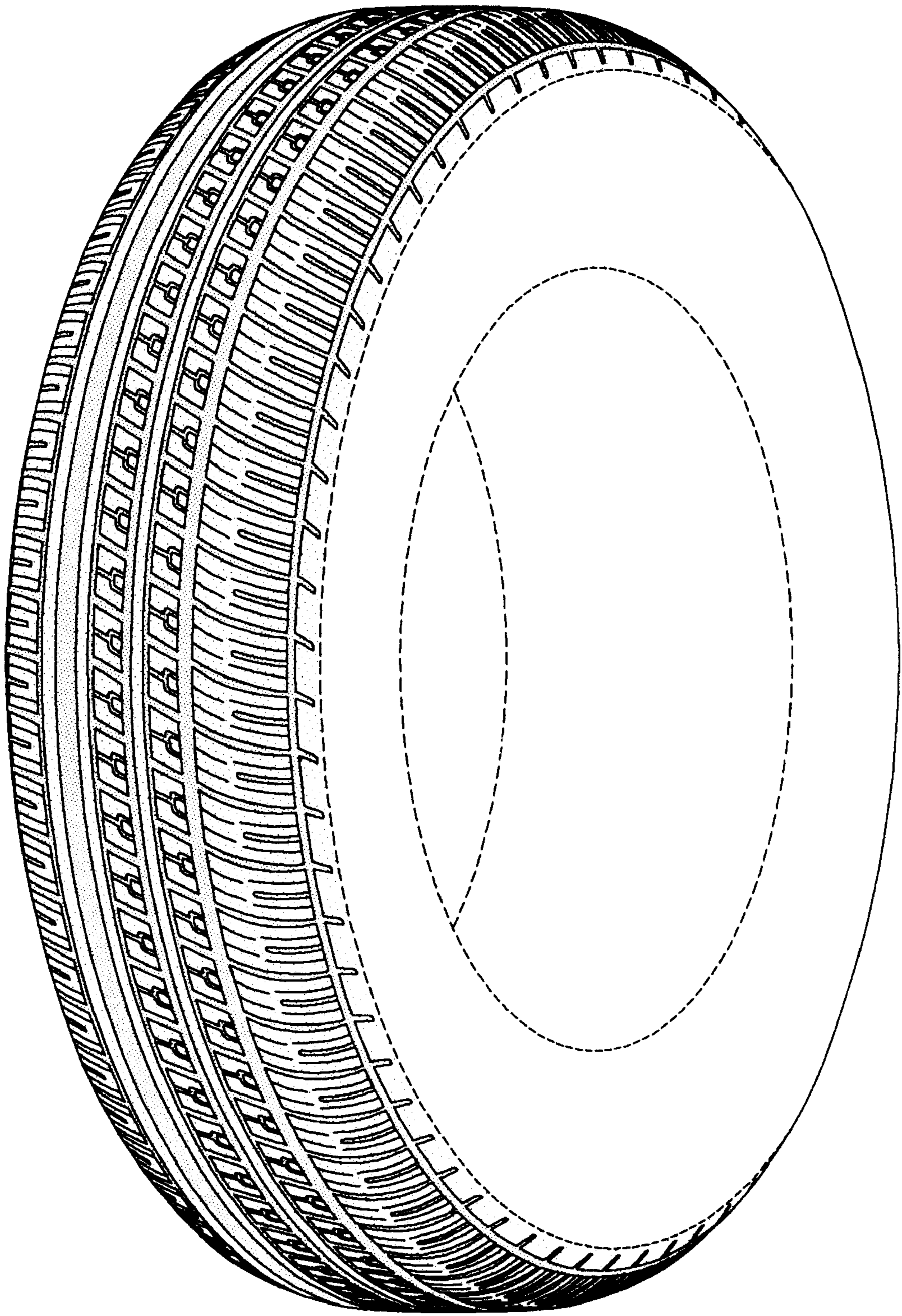


FIG-1



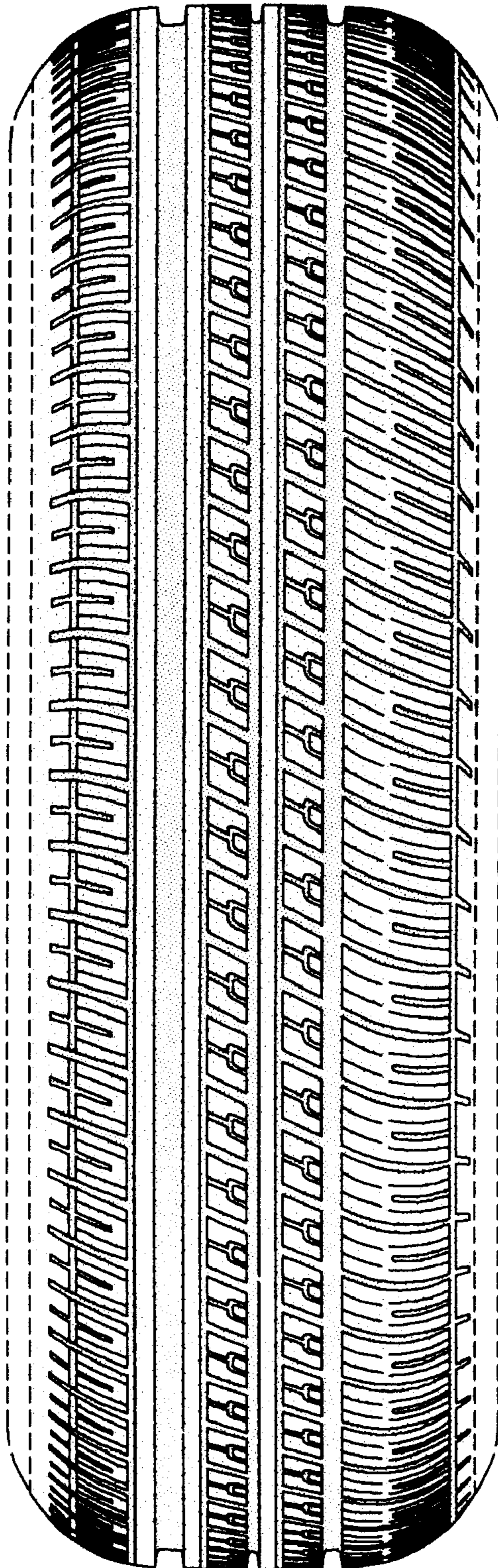


FIG-2

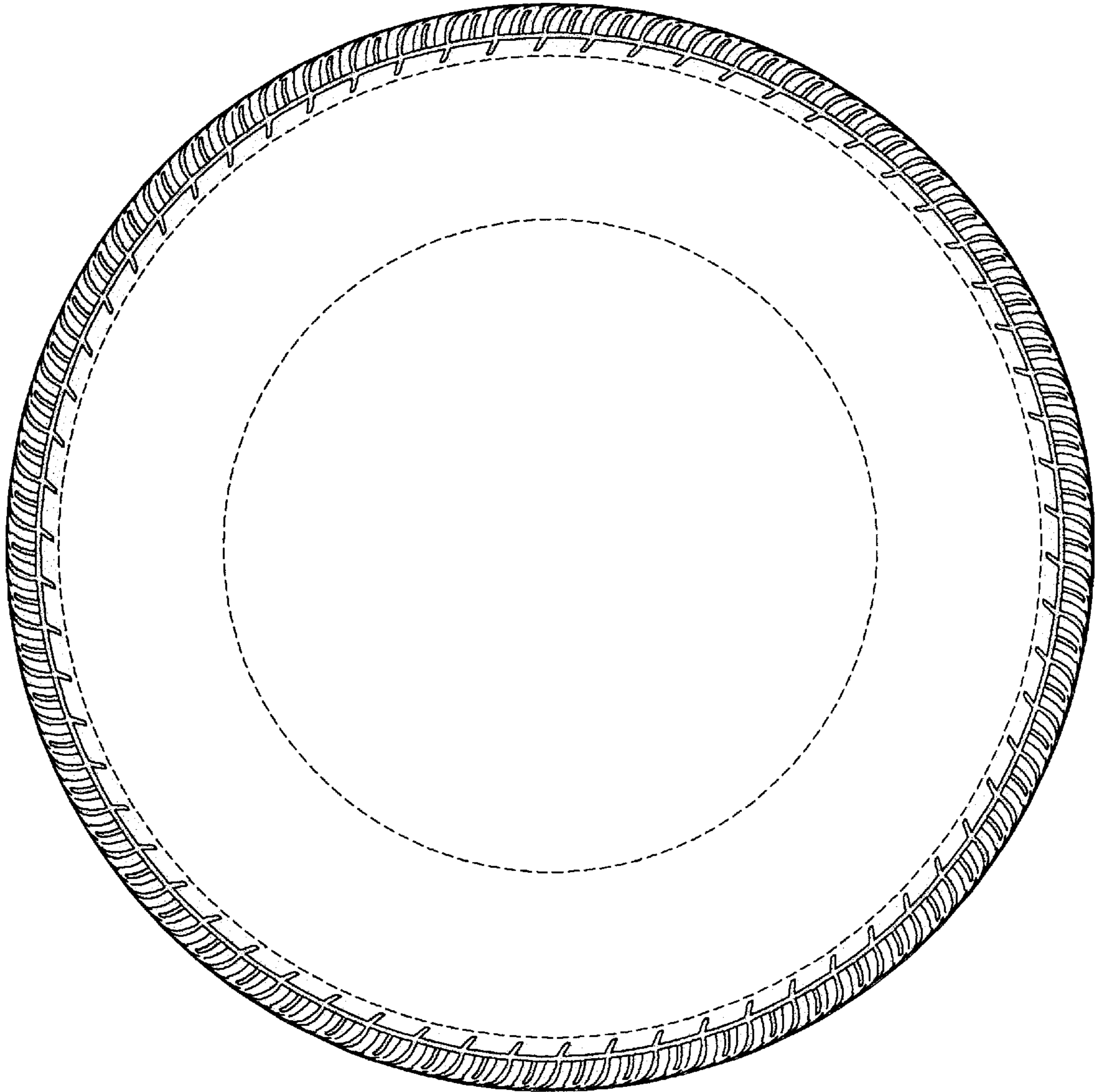


FIG-3




FIG-4



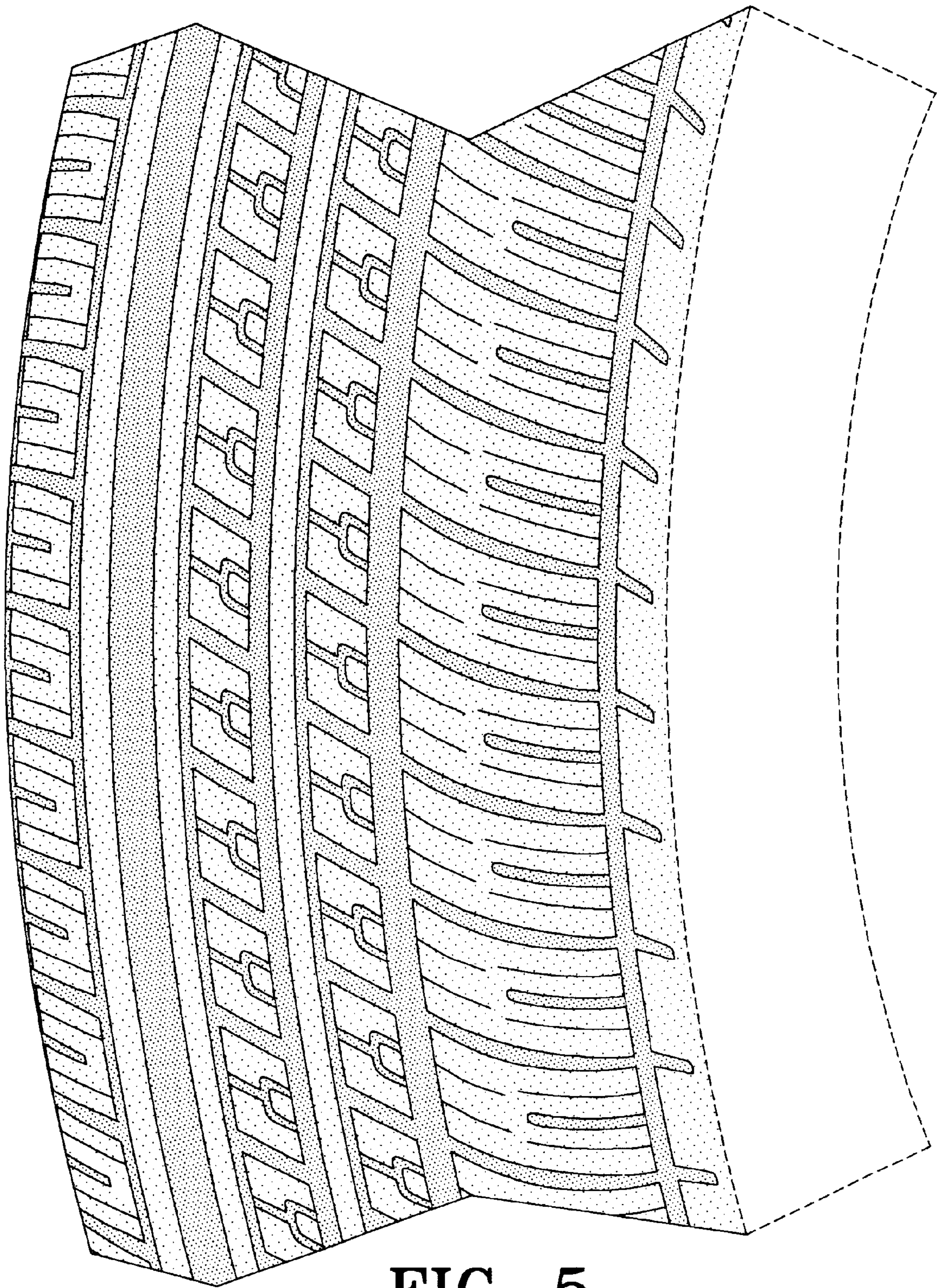


FIG-5