



US00D466467S

(12) **United States Design Patent**  
**Hodges**

(10) **Patent No.:** **US D466,467 S**

(45) **Date of Patent:** **\*\* Dec. 3, 2002**

(54) **WHEEL**

(75) **Inventor:** **Frank J. Hodges**, Yorba Linda, CA (US)

(73) **Assignee:** **Lexani Wheel Corporation**, Yorba Linda, CA (US)

(\*\*) **Term:** **14 Years**

(21) **Appl. No.:** **29/158,287**

(22) **Filed:** **Apr. 1, 2002**

(51) **LOC (7) Cl.** ..... **12-16**

(52) **U.S. Cl.** ..... **D12/211**

(58) **Field of Search** ..... D12/204-211;  
301/37.1, 64.1, 65

(56) **References Cited**

**U.S. PATENT DOCUMENTS**

D376,573 S	*	12/1996	Niles	.....	D12/211
D376,574 S	*	12/1996	Niles	.....	D12/211
D382,244 S	*	8/1997	Niles	.....	D12/211
D387,320 S	*	12/1997	Niles	.....	D12/211
D412,480 S	*	8/1999	Hussaini et al.	.....	D12/209
D419,942 S	*	2/2000	Lampkin	.....	D12/209

D419,946 S	*	2/2000	Goplen	.....	D12/211
D422,959 S	*	4/2000	Hussaini et al.	.....	D12/211
D427,558 S	*	7/2000	Neeper	.....	D12/211
D437,279 S	*	2/2001	O'Connell	.....	D12/211
D437,280 S	*	2/2001	O'Connell	.....	D12/211
D451,461 S	*	12/2001	Arellano	.....	D12/209
D451,462 S	*	12/2001	Donikoglu	.....	D12/209

\* cited by examiner

*Primary Examiner*—Stacia Cadmus

(74) *Attorney, Agent, or Firm*—Knobbe, Martens, Olson & Bear LLP

(57) **CLAIM**

The ornamental design for a wheel, as shown and described.

**DESCRIPTION**

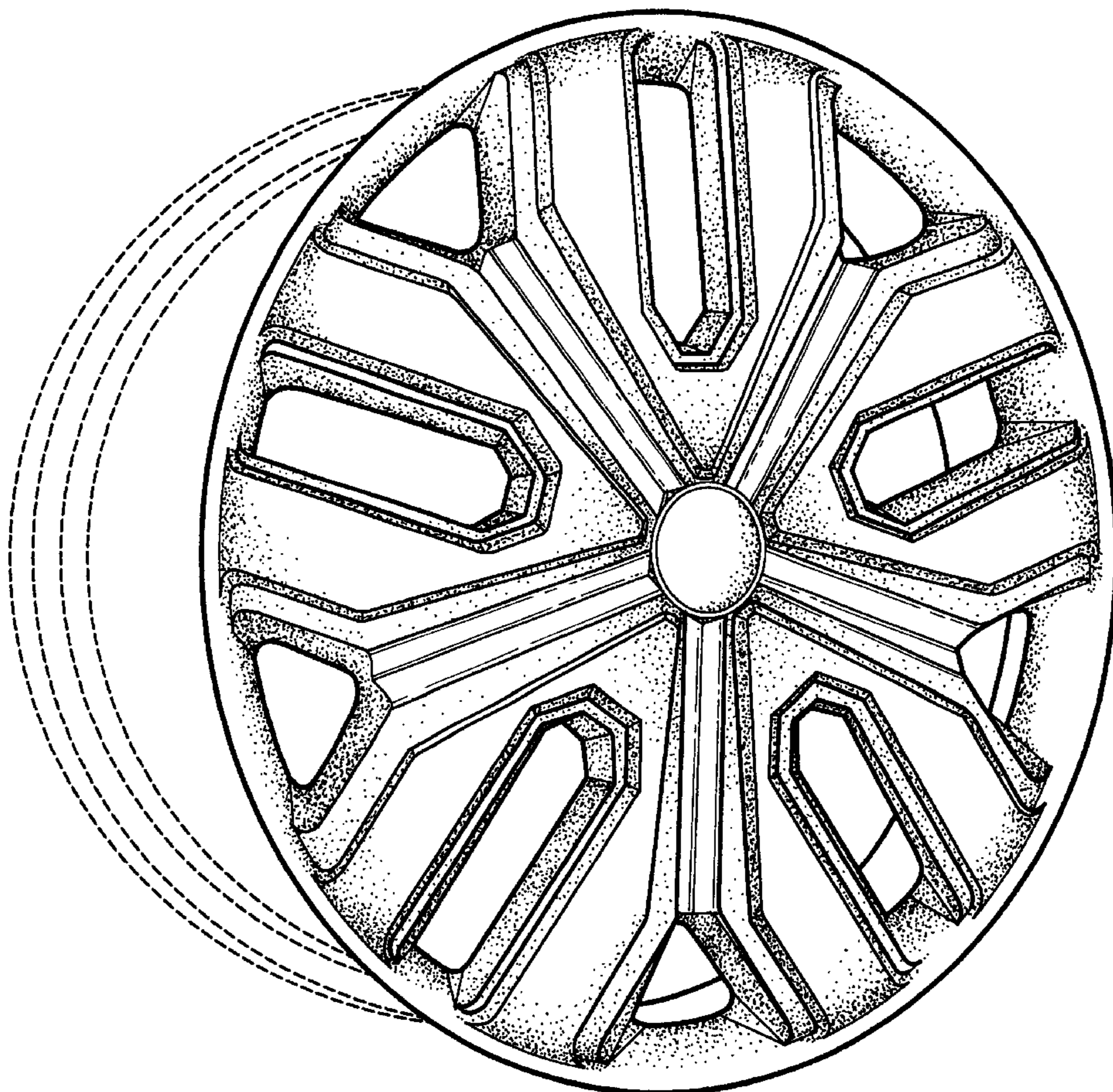
FIG. 1 is a front perspective view of a wheel showing my new design;

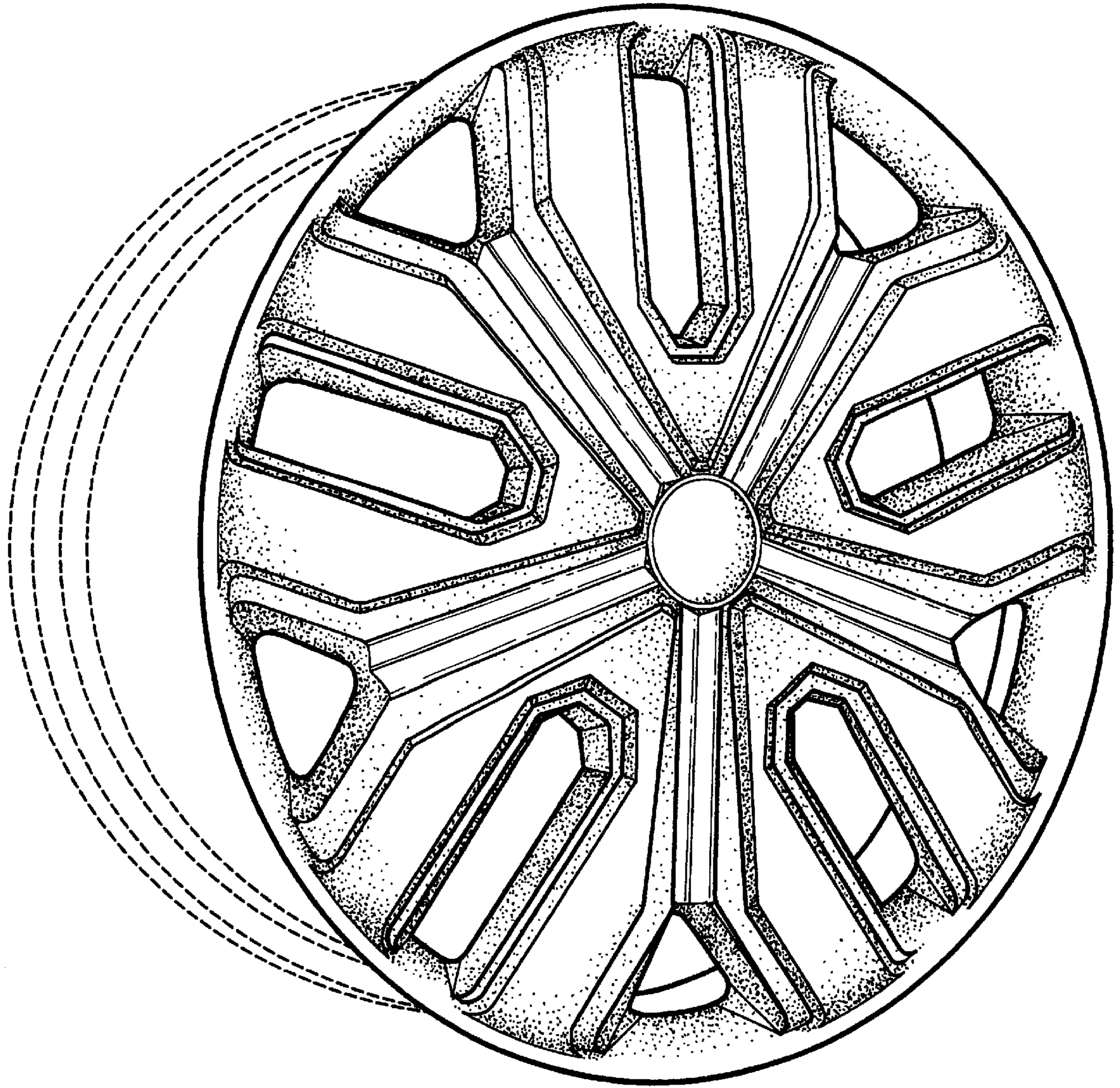
FIG. 2 is a front plan view thereof; and,

FIG. 3 is a left side elevational view thereof, the right side elevational view being a mirror image thereof.


The broken line showing of environment is for illustrative purposes only and forms no part of the claimed design.

**1 Claim, 3 Drawing Sheets**






**Fig. 1**



**Fig. 2**



**Fig. 3**