



US00D466465S

(12) **United States Design Patent**
Kim

(10) **Patent No.:** **US D466,465 S**

(45) **Date of Patent:** **** Dec. 3, 2002**

(54) **WHEEL**

(75) **Inventor:** **Michael Y. Kim, Anaheim Hills, CA (US)**

(73) **Assignee:** **Lexani Wheel Corporation, Yorba Linda, CA (US)**

(**) **Term:** **14 Years**

(21) **Appl. No.:** **29/158,290**

(22) **Filed:** **Apr. 1, 2002**

(51) **LOC (7) Cl.** **12-16**

(52) **U.S. Cl.** **D12/209**

(58) **Field of Search** **D12/204-211;**
301/37.1, 64.1, 65

(56) **References Cited**

U.S. PATENT DOCUMENTS

- D448,336 S * 9/2001 Mendez D12/209
- D453,725 S * 2/2002 Brown et al. D12/209
- D455,108 S * 4/2002 Kaucher D12/209

- D455,385 S * 4/2002 Chung D12/209
- D455,700 S * 4/2002 Foose D12/209
- D456,756 S * 5/2002 Hodges et al. D12/209
- D457,116 S * 5/2002 Brintouch D12/209
- D458,205 S * 6/2002 McCowin D12/209

* cited by examiner

Primary Examiner—Stacia Cadmus

(74) *Attorney, Agent, or Firm*—Knobbe, Martens, Olson & Bear LLP

(57) **CLAIM**

The ornamental design for a wheel, as shown and described.

DESCRIPTION


FIG. 1 is a front perspective view of a wheel showing my new design;

FIG. 2 is a front plan view thereof; and,

FIG. 3 is a left side elevational view thereof, the right side elevational view being a mirror image thereof.

The broken line showing of environment is for illustrative purposes only and forms no part of the claimed design.

1 Claim, 3 Drawing Sheets



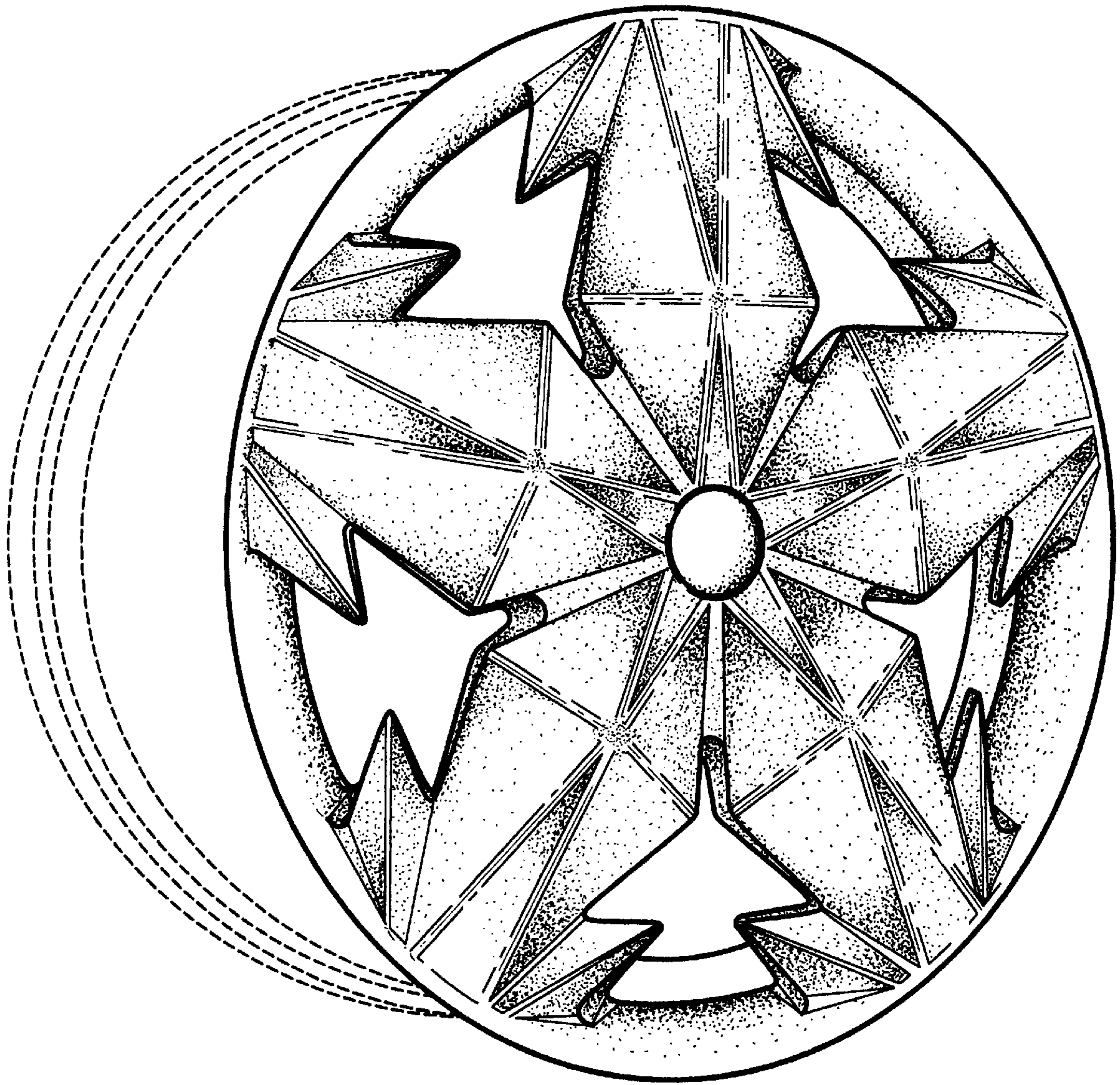


Fig. 1




Fig. 2




Fig. 3