



US00D466455S

(12) **United States Design Patent**
Kidd et al.

(10) **Patent No.: US D466,455 S**

(45) **Date of Patent: ** Dec. 3, 2002**

(54) **COMBINED MIRROR AND MOUNTING ASSEMBLY**

4,747,679 A 5/1988 Beach, Jr.
4,778,265 A 10/1988 Fingerle et al.
4,787,726 A 11/1988 Hendricks

(75) Inventors: **Benjamin D. Kidd**, Blythewood, SC (US); **Wolfgang Seiboth**, Bad Windsheim (DE)

(List continued on next page.)

(73) Assignee: **Lang-Mekra North America, LLC**, Ridgeway, SC (US)

FOREIGN PATENT DOCUMENTS

DE 3614927 A1 11/1997

(**) Term: **14 Years**

OTHER PUBLICATIONS

(21) Appl. No.: **29/110,431**

Mekra Brochure, Mekra Rangau Plastics GmbH & I C. KG, pp. 1-3 and 15-57, Dec. 1995.

(22) Filed: **Sep. 7, 1999**

Brochure: "Increase Blindsight Vision. Improve Safety and Savings!," Motor Mirror Incorporated, Arlington, Texas, 1990.

(51) **LOC (7) Cl. 12-16**

Brochure: "Expand Your Vision Without Looking for Trouble!," Motor Mirror Incorporated, Arlington, Texas, 1990.

(52) **U.S. Cl. D12/187**

Brochure: "Fleet Products", Velvac, Inc., 1995.

(58) **Field of Search D12/187-189;**
359/864-881, 846, 842, 850, 871-872,
877, 855

U.S. patent application Ser. No. 29/110,451, filed Sep. 7, 1999.

U.S. patent application Ser. No. 09/390,732, filed Sep. 7, 1999.

(56) **References Cited**

U.S. PATENT DOCUMENTS

2,458,117 A	1/1949	Tolbert
3,107,077 A	10/1963	Lassa
3,119,591 A	1/1964	Malecki
3,170,985 A	2/1965	Katulich
3,189,309 A	6/1965	Hager
3,339,876 A	9/1967	Kampa
3,346,229 A	10/1967	Carson, Jr.
3,371,903 A	3/1968	Thompson
3,372,897 A	3/1968	Lee
3,375,053 A	3/1968	Ward
3,384,334 A	5/1968	Malachowski
3,408,136 A	10/1968	Travis
3,476,464 A	11/1969	Clark
3,563,638 A	2/1971	Panozzo
3,637,186 A	1/1972	Greenfield
3,671,005 A	6/1972	Schultz
3,936,158 A	2/1976	Cianciolo et al.
4,077,597 A	3/1978	Greig
4,349,247 A	9/1982	Koyama et al.
4,549,786 A	10/1985	Albers et al.
4,623,115 A	11/1986	Brester

Primary Examiner—Cathy Anne MacCormac

(74) *Attorney, Agent, or Firm*—Dority & Manning, P.A.

(57) **CLAIM**

The ornamental design for a combined mirror and mounting assembly, as shown and described.

DESCRIPTION

FIG. 1 is a front perspective view of a combined mirror and mounting assembly according to the present design;

FIG. 2 is a rear perspective view thereof;

FIG. 3 is a front elevational view thereof;

FIG. 4 is a rear elevational view thereof;


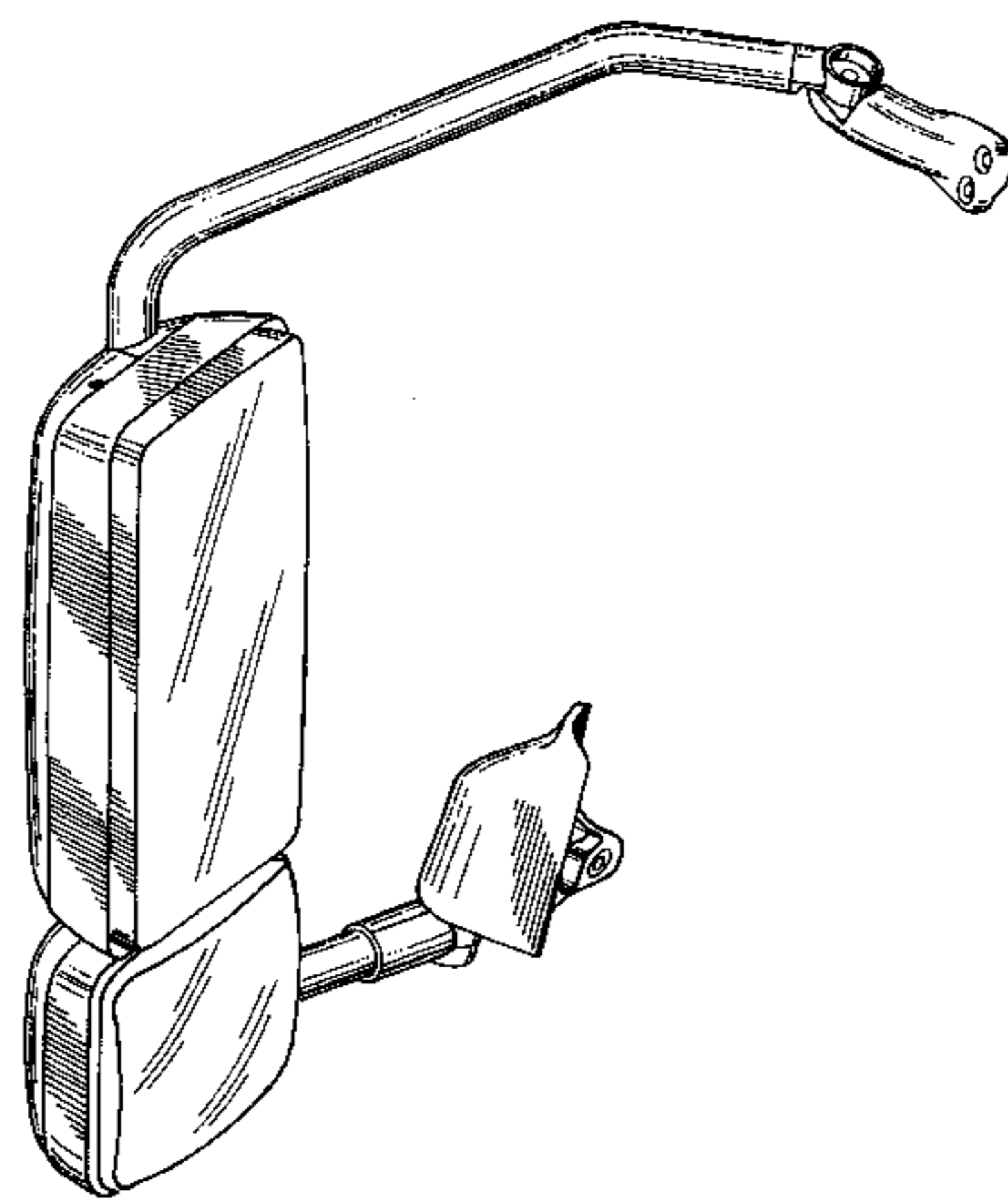
FIG. 5 is a top view thereof;

FIG. 6 is a bottom view thereof;

FIG. 7 is a right side view thereof; and,

FIG. 8 is a left side view thereof.

1 Claim, 7 Drawing Sheets



US D466,455 S

Page 2

U.S. PATENT DOCUMENTS					
4,929,074 A	5/1990	Urban	D390,522 S	* 2/1998	Nagayama D12/187
4,951,913 A	8/1990	Quesada	5,760,980 A	6/1998	Lang
4,991,814 A	2/1991	Schmidt et al.	D397,072 S	* 8/1998	Hellhake et al. D12/187
4,991,950 A	2/1991	Lang et al.	5,798,882 A	* 8/1998	Lang 359/872
D315,710 S	* 3/1991	Ropolo D12/187	D397,658 S	* 9/1998	Kim et al. D12/187
5,022,748 A	6/1991	Espirito Santo	5,823,501 A	10/1998	Schmidt et al.
5,044,596 A	9/1991	Do Espirito Santo	D403,286 S	* 12/1998	Kim et al. D12/187
5,044,739 A	9/1991	Do Espirito Santo	D403,287 S	* 12/1998	Kim et al. D12/187
5,069,539 A	12/1991	Valde	D405,745 S	* 2/1999	Stirling D12/187
5,081,546 A	1/1992	Bottrill	D407,361 S	* 3/1999	Lang D12/187
5,107,374 A	4/1992	Lupo et al.	5,880,895 A	3/1999	Lang et al.
5,110,196 A	5/1992	Lang et al.	5,889,627 A	* 3/1999	Englander et al. 359/864
5,120,015 A	6/1992	Do Espirito Santo	D409,127 S	* 5/1999	Kim et al. D12/187
5,137,247 A	8/1992	Lang et al.	5,984,482 A	11/1999	Rumsey et al.
5,225,943 A	7/1993	Lupo	D418,788 S	* 1/2000	Iacovelli et al. D12/187
5,268,796 A	12/1993	Tomerlin et al.	D424,001 S	5/2000	Englander
D353,795 S	12/1994	Ayala	D425,841 S	5/2000	Turner
5,483,385 A	1/1996	Boddy	6,068,380 A	5/2000	Lynn et al.
5,566,030 A	10/1996	Yue	D426,182 S	6/2000	Brown
5,615,054 A	3/1997	Lang et al.	D427,127 S	6/2000	Horowitz
5,621,577 A	4/1997	Lang et al.	D431,219 S	* 9/2000	Englander et al. D12/187
D385,243 S	10/1997	Lang	D431,508 S	10/2000	Matsumoto et al.
5,687,035 A	11/1997	Lang	6,174,062 B1	1/2001	Schillegger et al.
D387,317 S	* 12/1997	Lang D12/187			

* cited by examiner

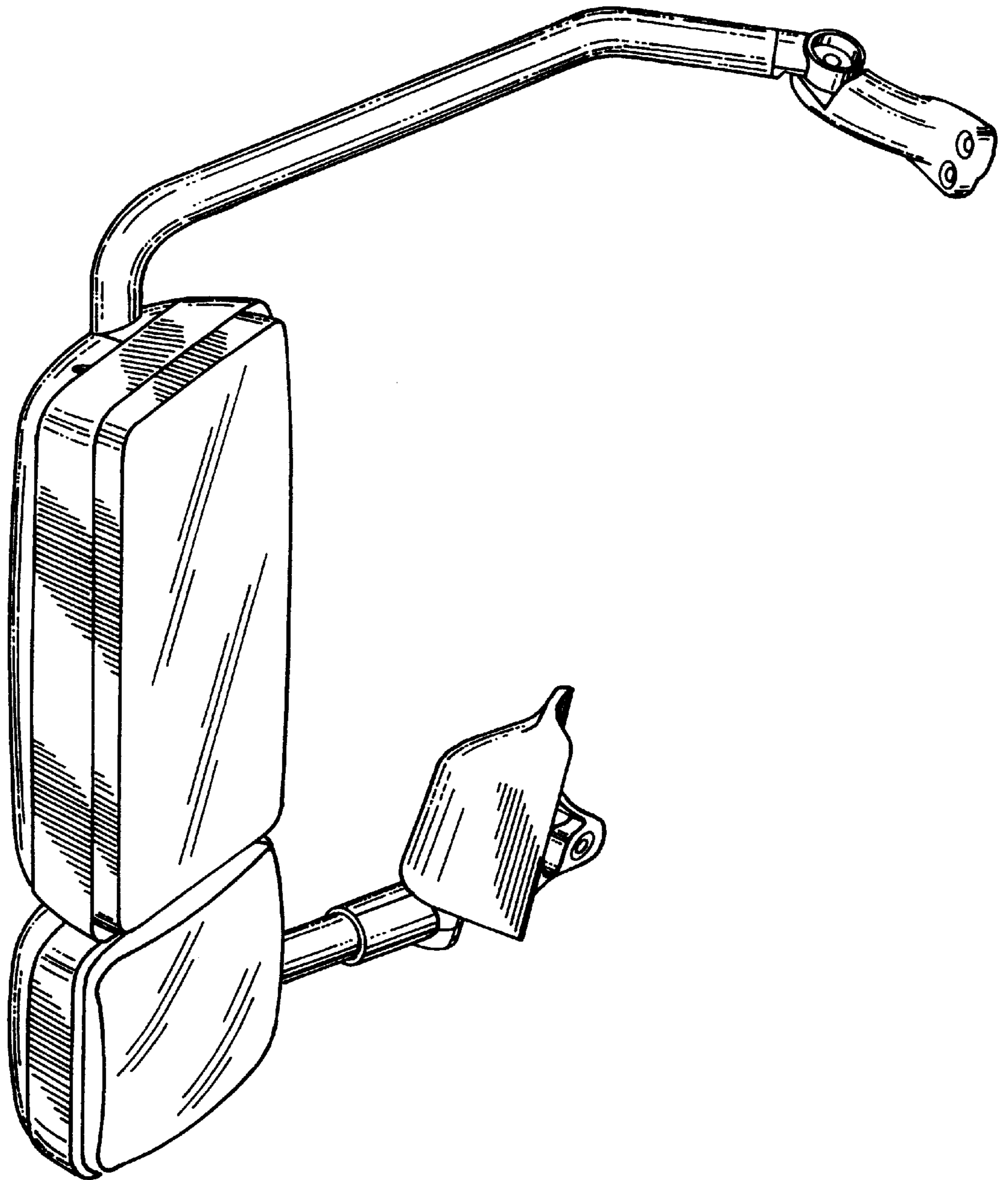


Fig. 1

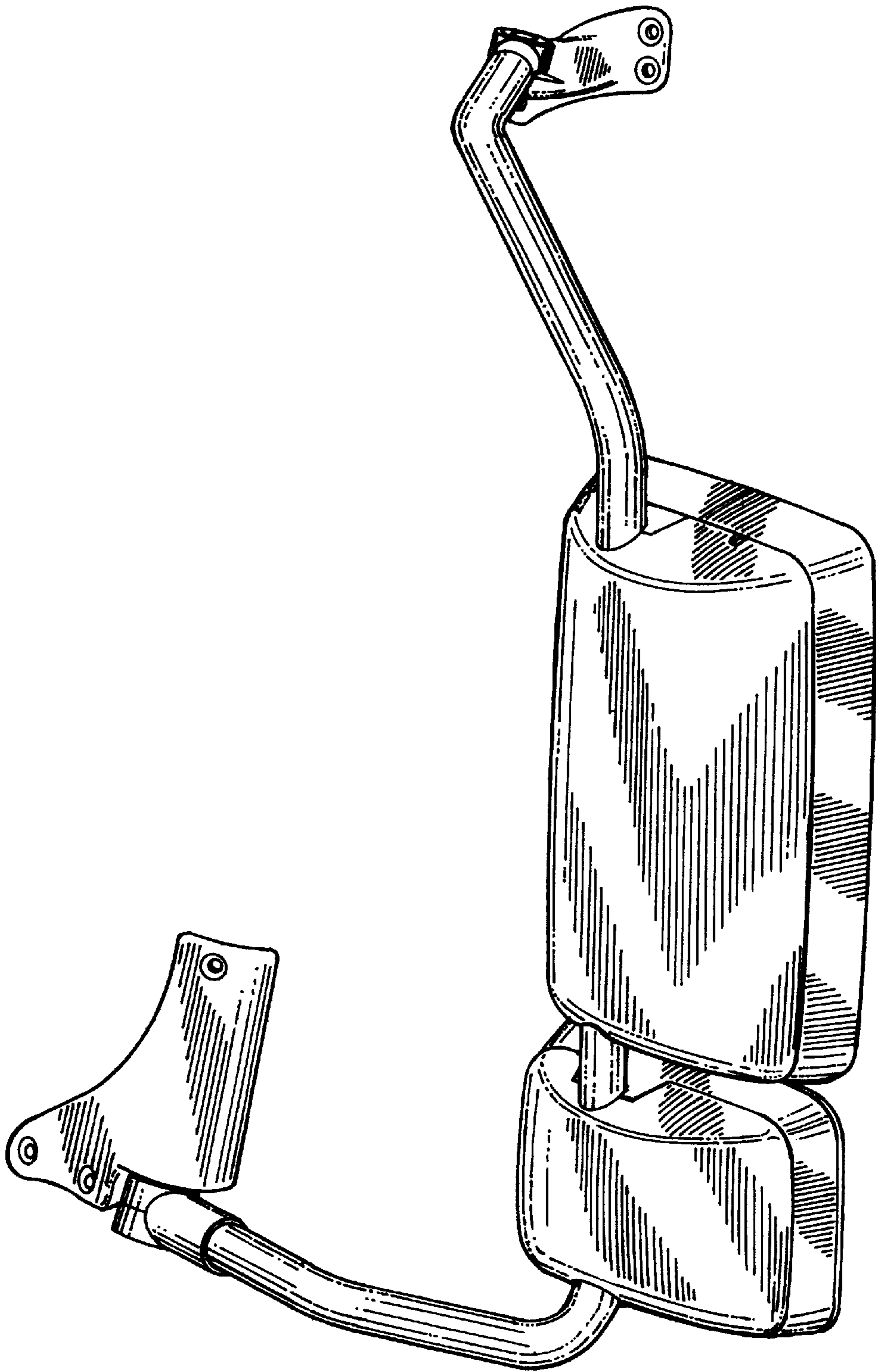


Fig. 2

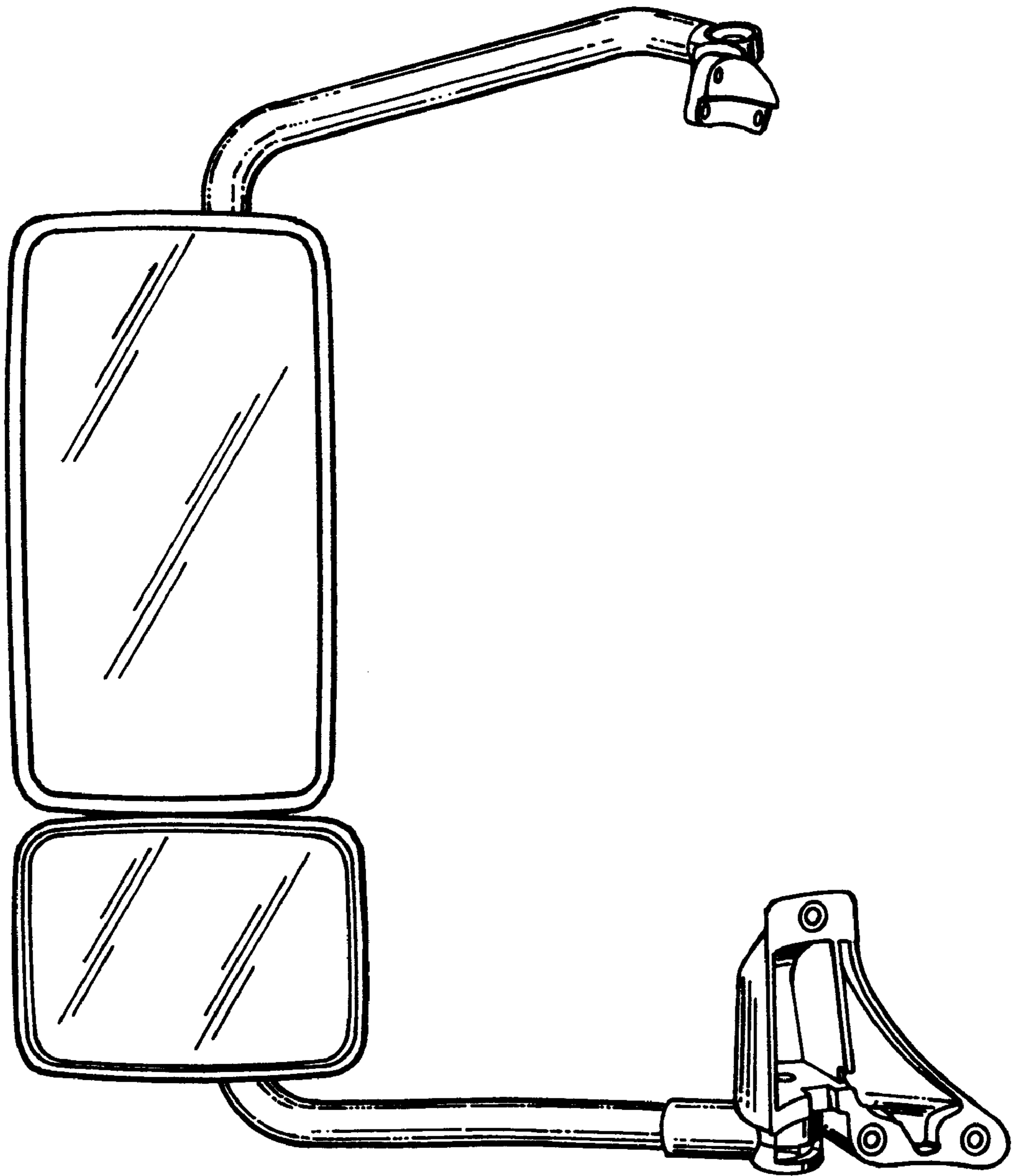


Fig. 3

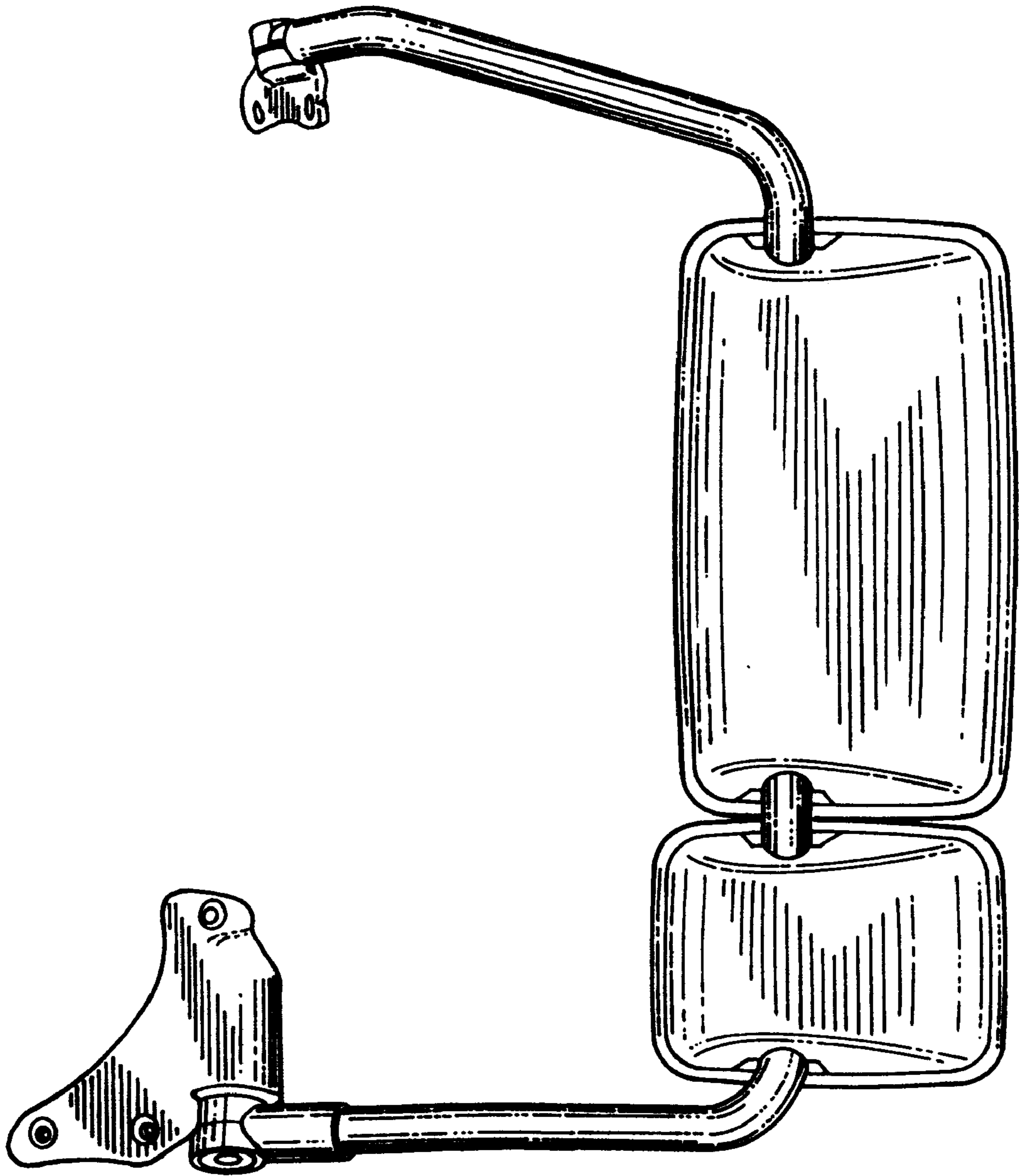


Fig. 4

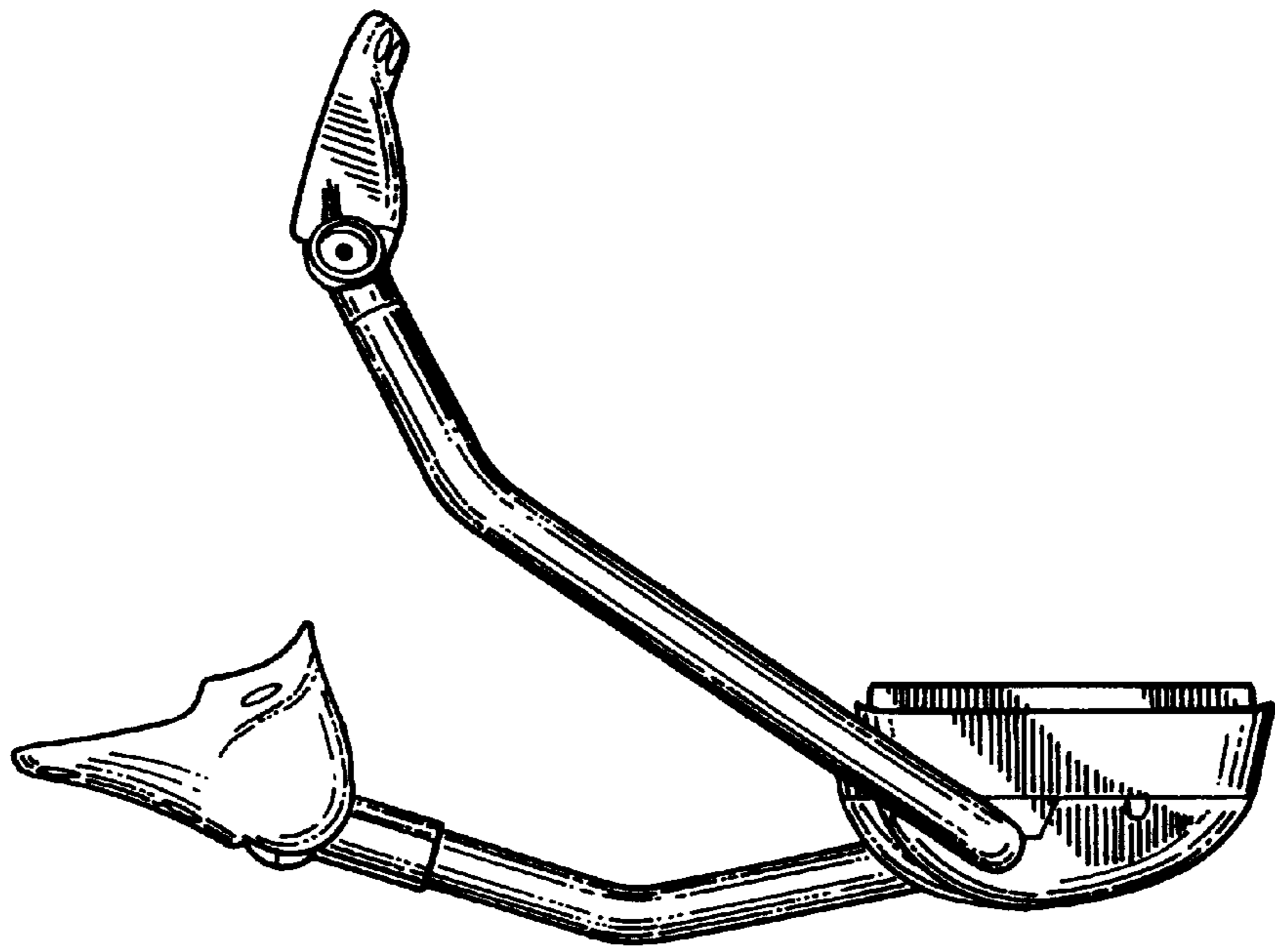


Fig. 5

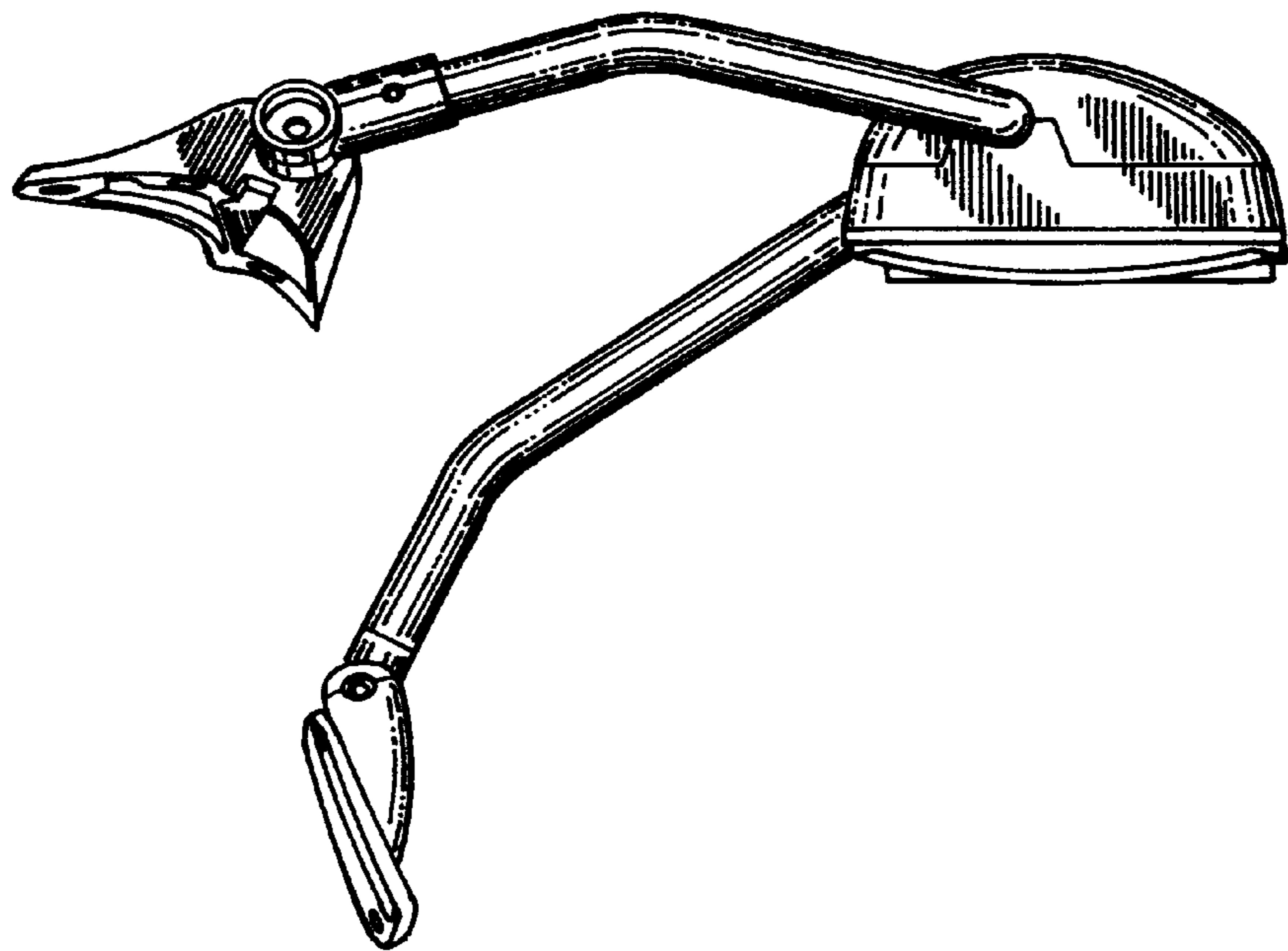


Fig. 6

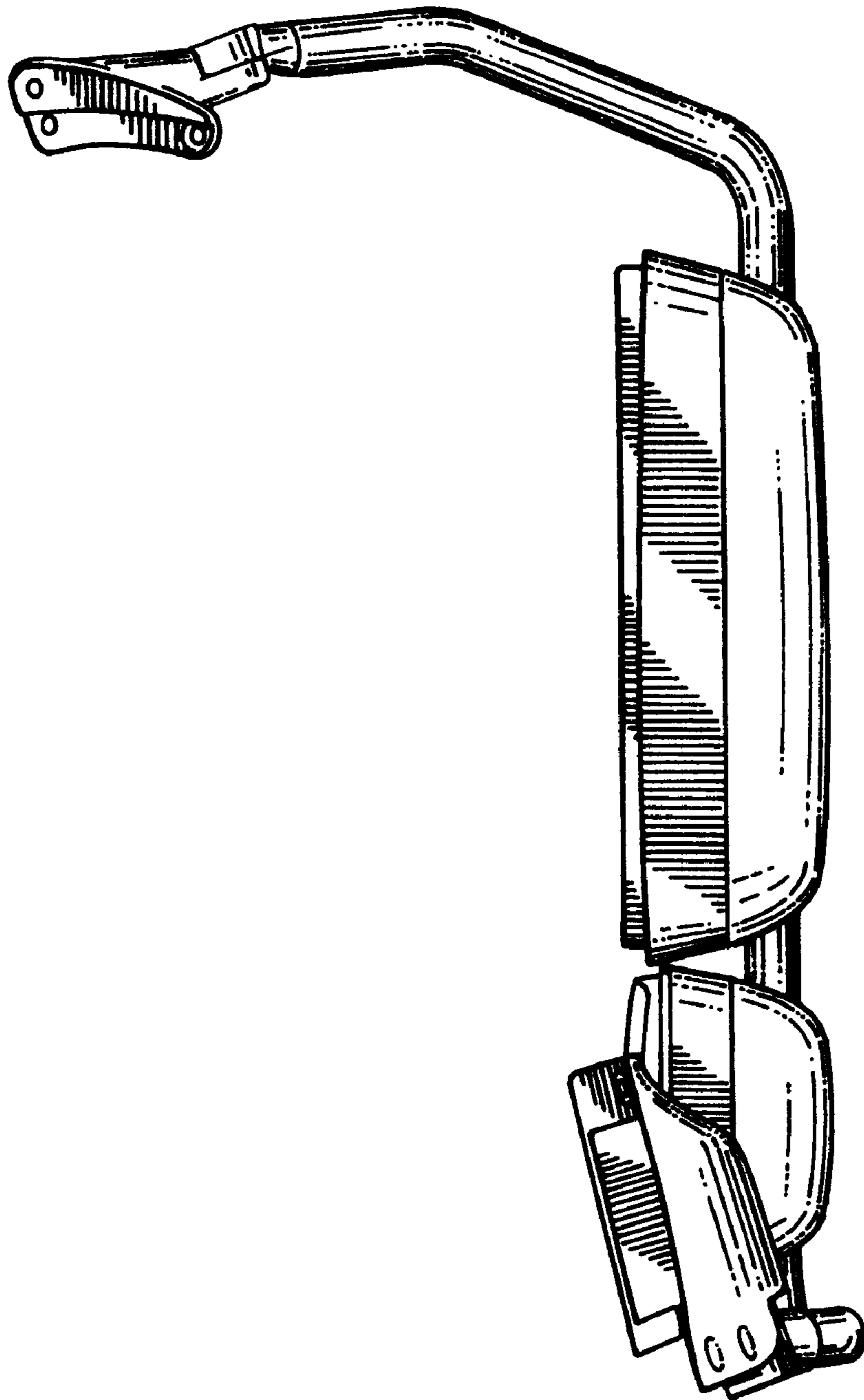


Fig. 7

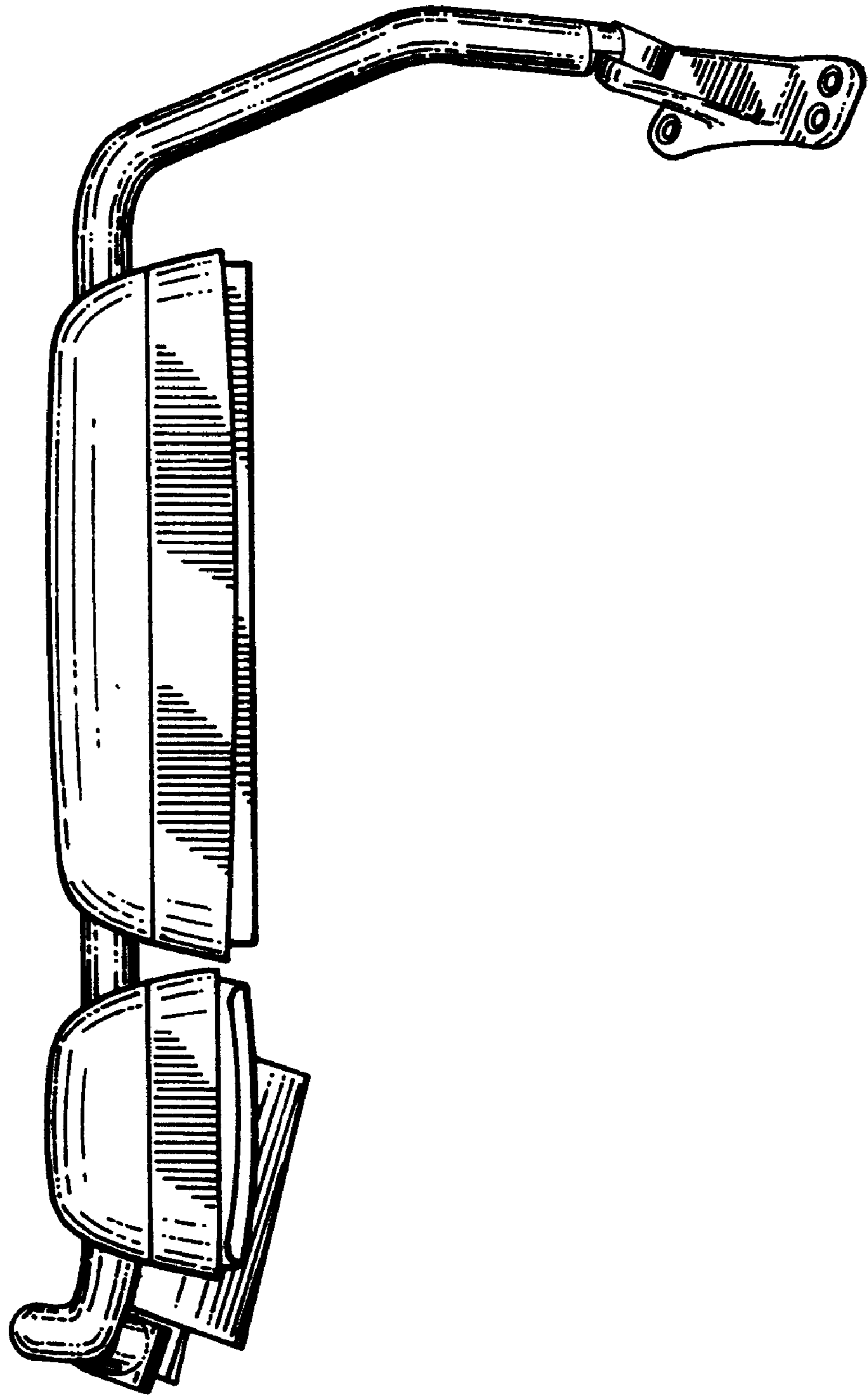


Fig. 8