



US00D466453S

(12) **United States Design Patent** (10) **Patent No.:** **US D466,453 S**
Elwell et al. (45) **Date of Patent:** **** Dec. 3, 2002**

(54) **SECONDARY FRONT GRILLE FOR VEHICLE**

(75) Inventors: **Dennis S. Elwell**, Ankeny, IA (US); **Gerrid Mellmann**, Ames, IA (US)

(73) Assignee: **Putco, Inc.**, Story City, IA (US)

(**) Term: **14 Years**

(21) Appl. No.: **29/152,346**

(22) Filed: **Dec. 17, 2001**

(51) **LOC (7) Cl.** **12-16**

(52) **U.S. Cl.** **D12/163**

(58) **Field of Search** D12/163, 216, D12/98, 93; 180/86.1, 86.6; 298/194

(56) **References Cited**

U.S. PATENT DOCUMENTS

| | | | | | |
|------------|---|---------|------------|-------|-----------|
| D312,437 S | * | 11/1990 | Yamamoto | | D12/163 |
| D401,945 S | * | 12/1998 | Cunningham | | D12/163 X |
| D447,100 S | * | 8/2001 | An | | D12/163 |
| D455,683 S | * | 4/2002 | Leazenby | | D12/163 |

* cited by examiner

Primary Examiner—Melody N. Brown

(74) *Attorney, Agent, or Firm*—McKee, Voorhees & Sease, P.L.C.

(57) **CLAIM**

We claim the ornamental design for a secondary front grille for vehicle, as shown and described.

DESCRIPTION

FIG. 1 is a perspective view of the grille of this invention.

FIG. 2 is a front elevational view of the grille of the present invention installed in its environment, i.e.—on the front primary grille of a vehicle. The vehicle is shown in broken of phantom lines.

FIG. 3 is a top plan view of the grille of this invention.

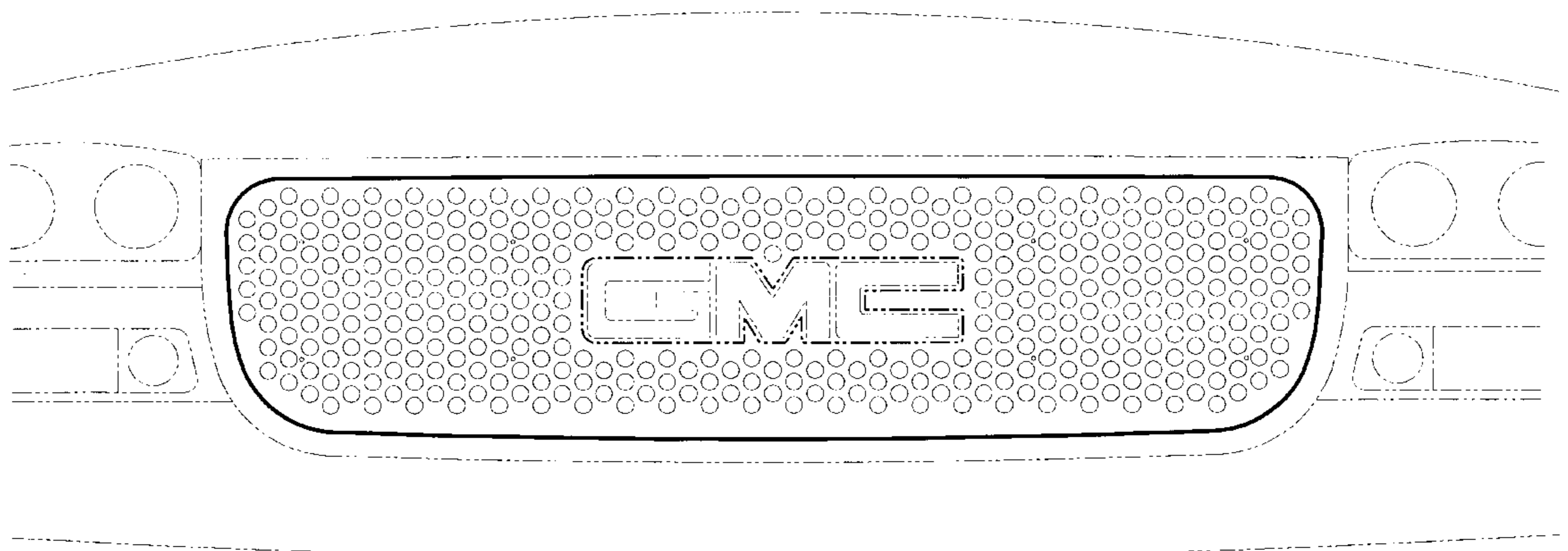
FIG. 4 is a plan view of the bottom of the grille of this invention; and,

FIG. 5 is a right side elevational view of the grille of this invention.

FIGS. 3–5 are enlarged in scale with respect to FIG. 2 and are broken in the middle because the grille of this invention is relatively thin.

A description of the appearance of the article is as follows: The left side of the grille is an identical mirror image of the right side shown in FIG. 5. The rear of the grille is an identical mirror image of the front shown in FIG. 2. The front of the grille includes a plurality of diagonally aligned round punch holes approximately 5/8 inch in diameter there-through. As indicated by the broken lines in FIGS. 1 and 2, the grille can include a large aperture therethrough that is sized, shaped, and located to fit around whatever original equipment manufacturer's logo is already present on the primary front grille of the vehicle. The aperture does not form a part of the claimed design.

1 Claim, 4 Drawing Sheets



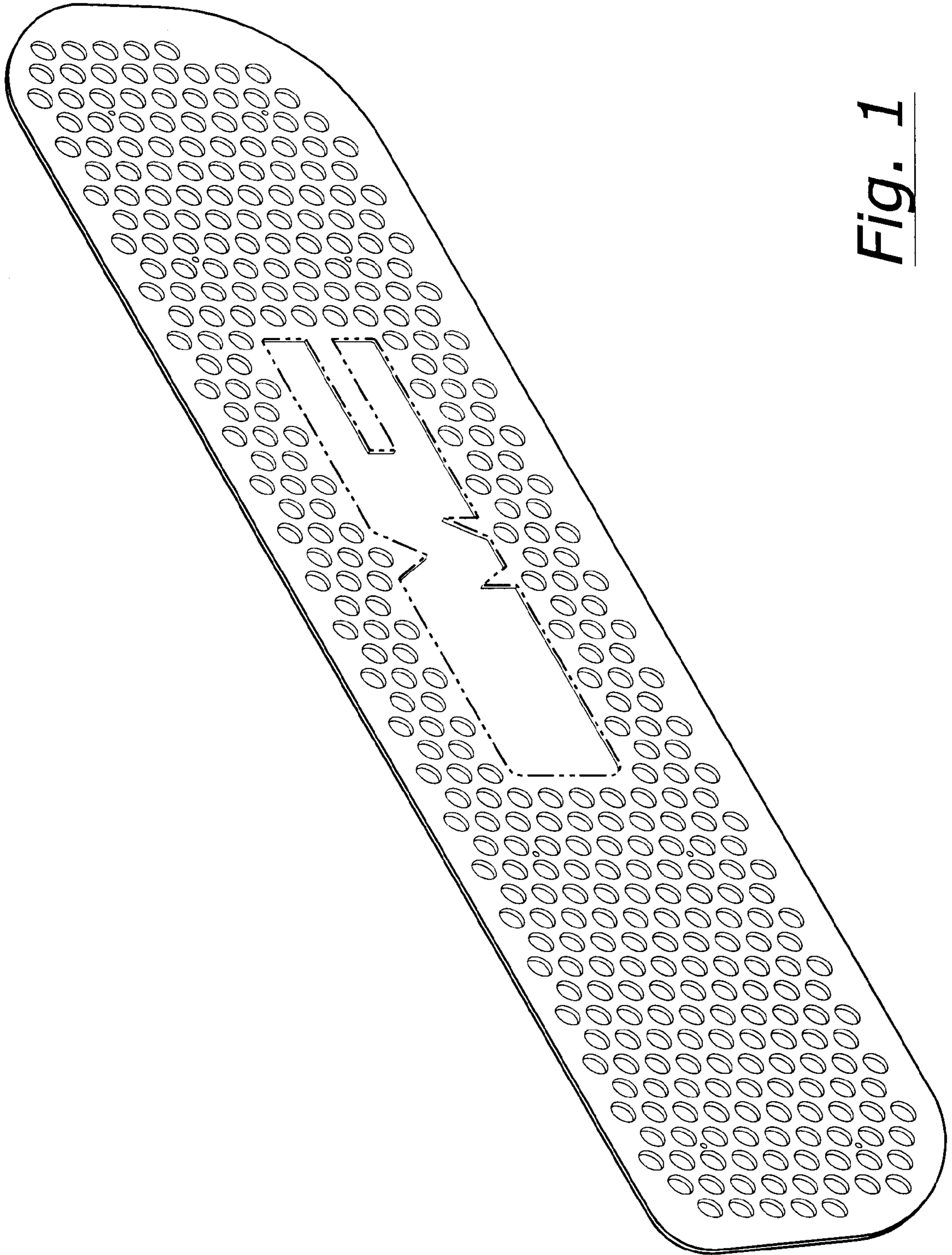


Fig. 1

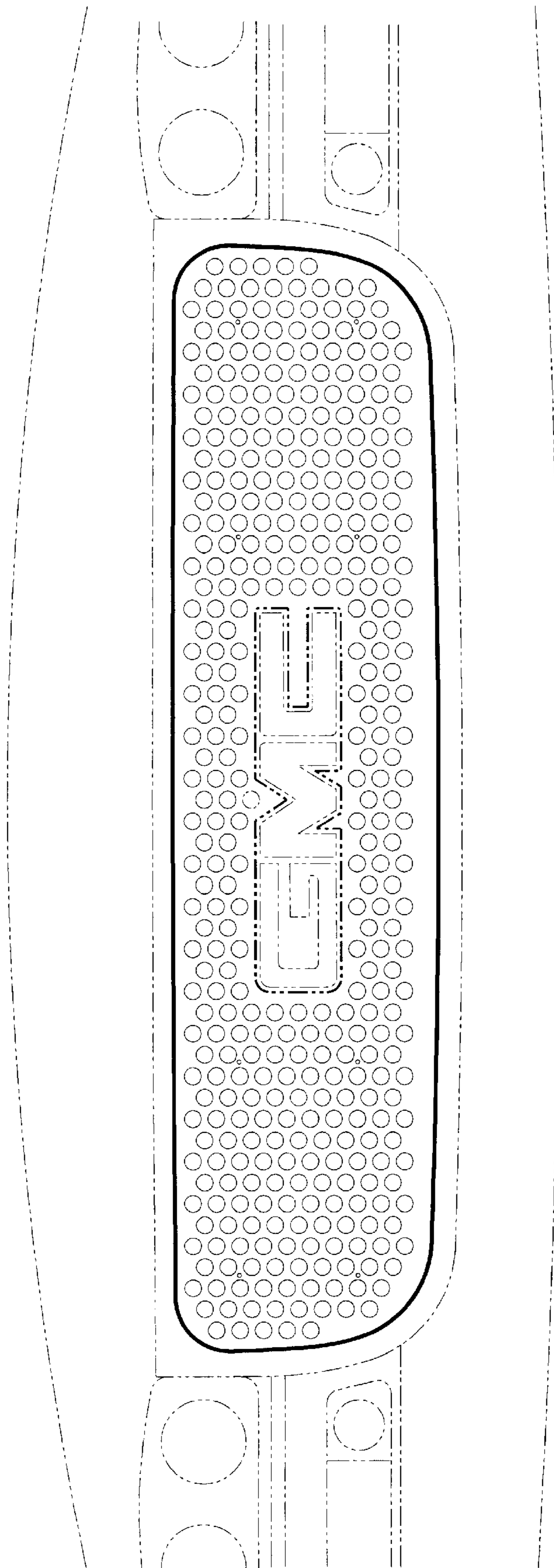


Fig. 2

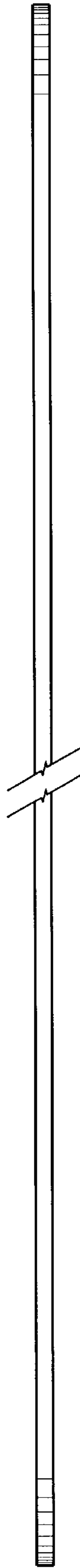


Fig. 3



Fig. 4

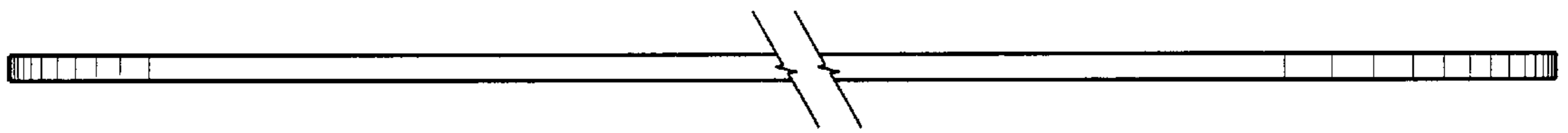


Fig. 5