



US00D466446S

(12) **United States Design Patent** (10) **Patent No.:** **US D466,446 S**
Tsuchiya et al. (45) **Date of Patent:** **** Dec. 3, 2002**

(54) **AUTOMOBILE BODY**

(75) Inventors: **Akino Tsuchiya**, Berkley, MI (US);
Kevin R Verduyn, Carlsbad, CA (US);
Thomas G Tremont, San Diego, CA (US)

(73) Assignee: **DaimlerChrysler Corporation**, Auburn Hills, MI (US)

(**) Term: **14 Years**

(21) Appl. No.: **29/152,648**

(22) Filed: **Dec. 21, 2001**

(51) **LOC (7) Cl.** **12-08**

(52) **U.S. Cl.** **D12/92**

(58) **Field of Search** D12/90-92, 86;
296/185, 186

(56) **References Cited**

U.S. PATENT DOCUMENTS

D352,483 S	11/1994	Verduyn et al.	D12/91
D354,459 S	1/1995	Honarkhah et al.	D12/92
D360,171 S	7/1995	Hubbach et al.	D12/91
D414,445 S	9/1999	Dehner et al.	D12/92

D430,508 S 9/2000 Crain et al. D12/92

D440,528 S * 4/2001 Irons D12/92

D455,370 S * 4/2002 Nesbitt et al. D12/92

D455,676 S * 4/2002 Stoddard et al. D12/92

* cited by examiner

Primary Examiner—Melody N. Brown

(74) *Attorney, Agent, or Firm*—Ralph F. Smith

(57) **CLAIM**

The ornamental design for an automobile body, as shown and described.

DESCRIPTION

FIG. 1 is a right side view of a vehicle body showing our new design.

FIG. 2 is a left side view thereof.

FIG. 3 is a front view thereof.


FIG. 4 is a rear view thereof.

FIG. 5 is a front perspective view thereof; and,

FIG. 6 is a rear perspective view thereof.

It will be understood that the top is plain and unornamental and further that the broken line shown throughout the drawings is for illustration only, forming no part of the claimed design.

1 Claim, 5 Drawing Sheets



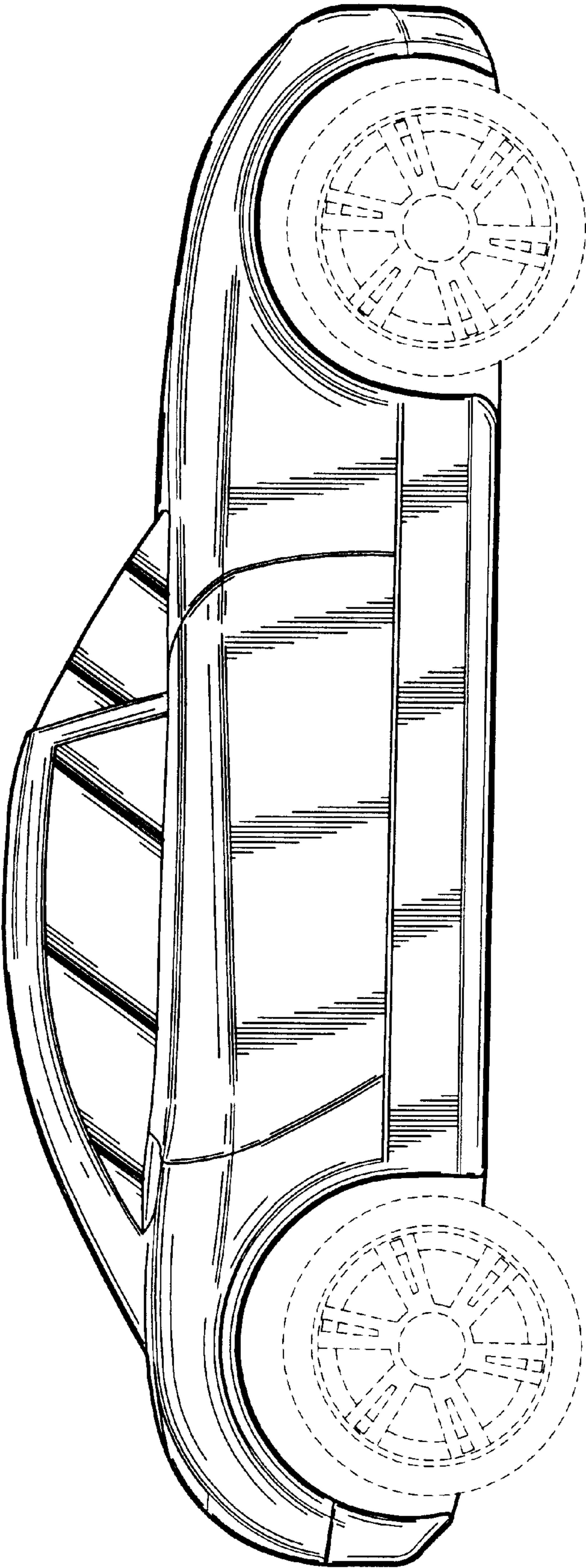


Figure - 1

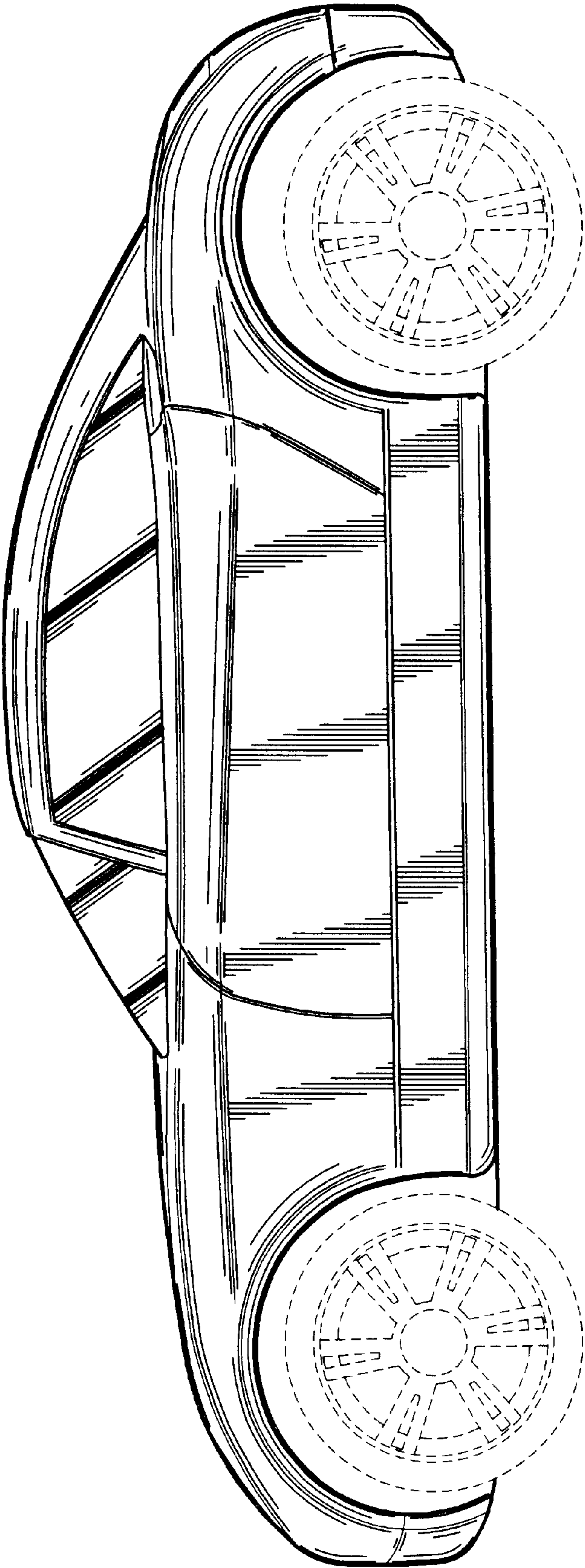


Figure - 2




Figure - 3




Figure - 4

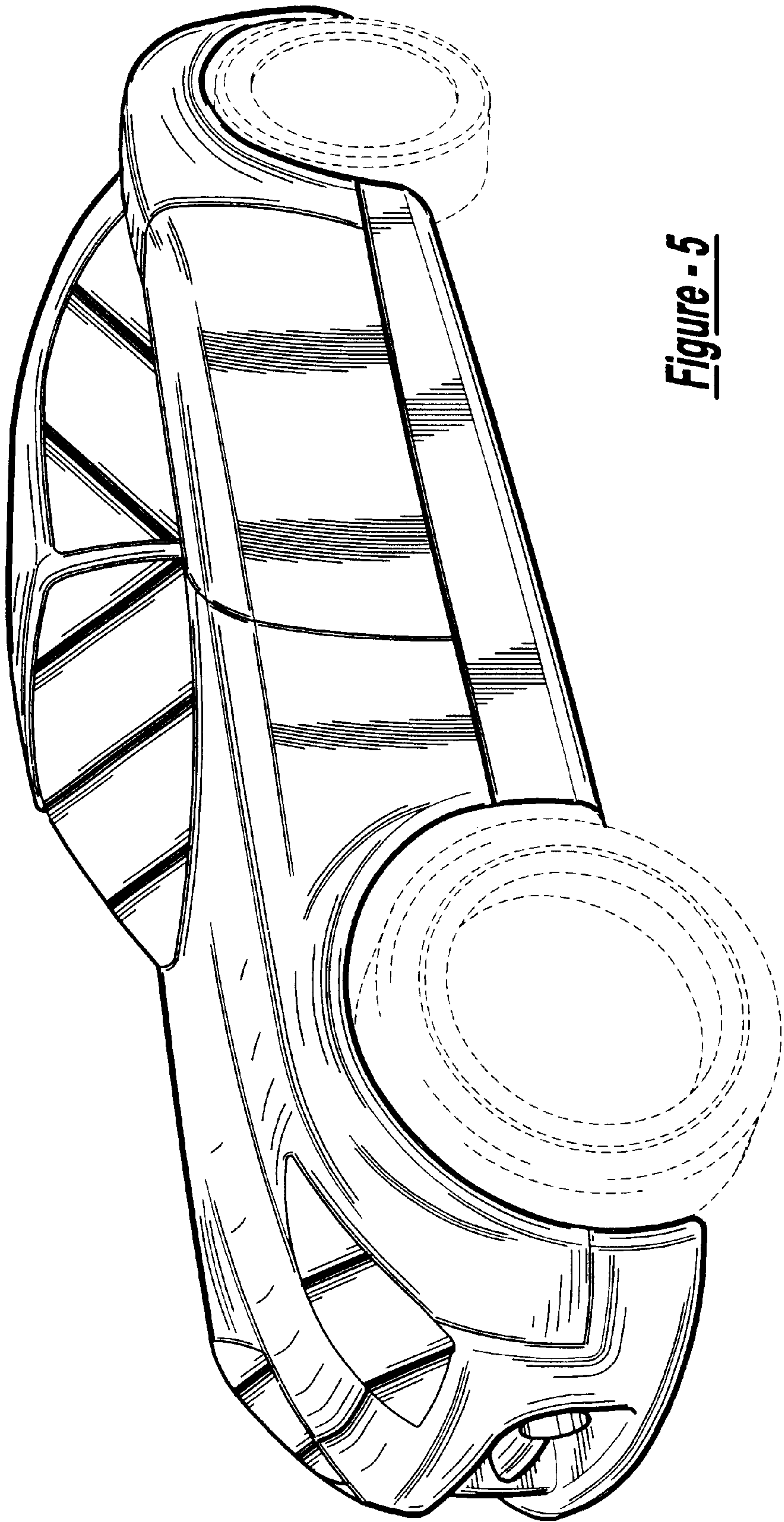


Figure - 5

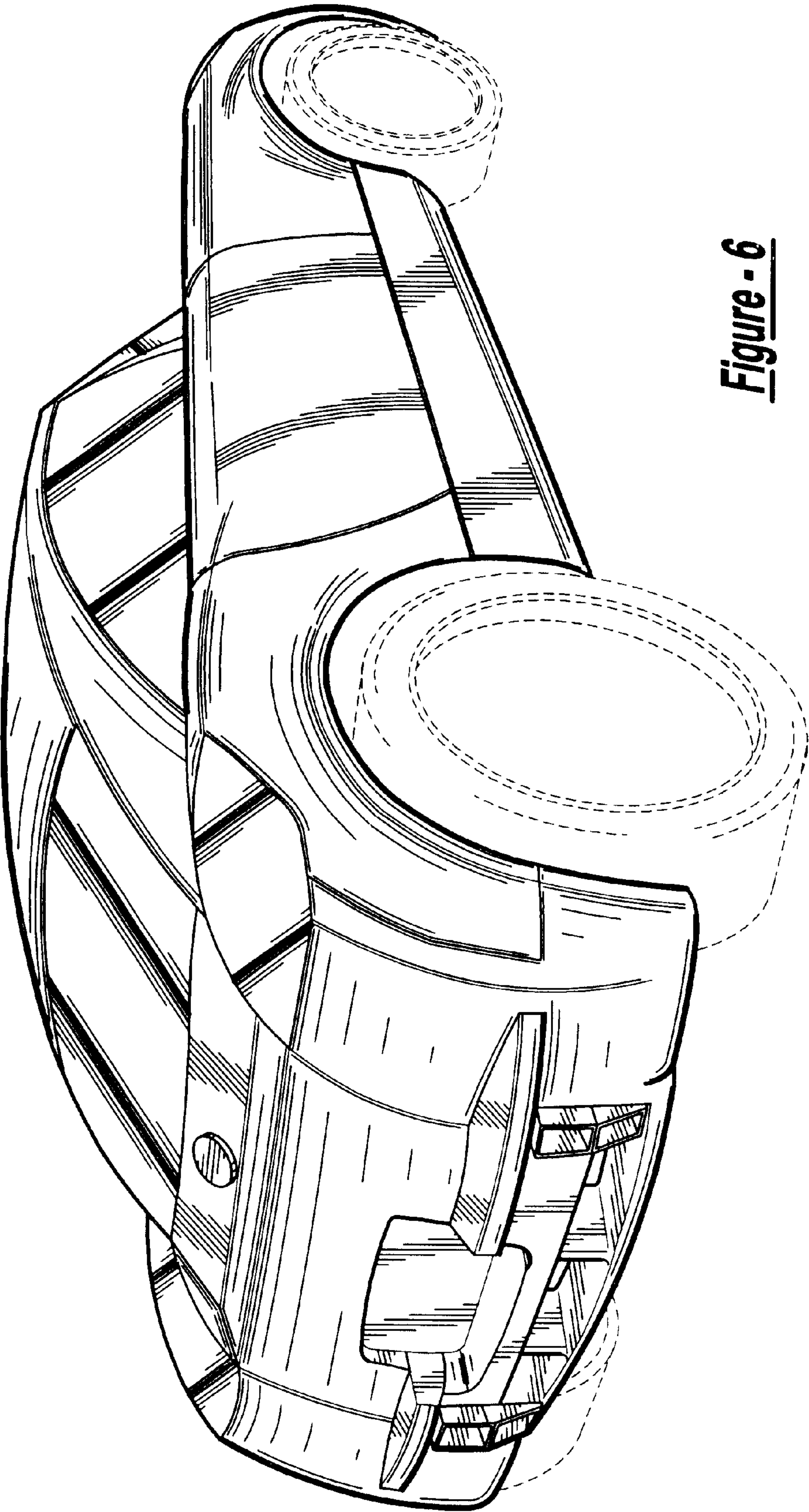


Figure - 6