



US00D466445S

(12) **United States Design Patent**
Stolz et al.

(10) **Patent No.:** **US D466,445 S**

(45) **Date of Patent:** **** Dec. 3, 2002**

(54) **SURFACE CONFIGURATION OF A VEHICLE, TOY AND MISCELLANEOUS CONSUMER PRODUCTS INCORPORATING THE DESIGN**

(75) Inventors: **Gerd Stolz**, Kernen (DE); **Volker Leutz**, Neckartailfingen (DE); **Uwe Roith**, Bad Liebenzell-Moettlingen (DE)

(73) Assignee: **Micro Compact Car smart GmbH**, Renningen (DE)

(**) Term: **14 Years**

(21) Appl. No.: **29/156,840**

(22) Filed: **Mar. 11, 2002**

(30) **Foreign Application Priority Data**

Sep. 10, 2001 (DE) 401 08 012

(51) **LOC (7) Cl.** **12-08**

(52) **U.S. Cl.** **D12/91**

(58) **Field of Search** D12/90-92, 86;
296/185

(56) **References Cited**

U.S. PATENT DOCUMENTS

D434,700 S	*	12/2000	Grinn	D12/91
D435,810 S	*	1/2001	Kellogg	D12/91
D450,013 S	*	11/2001	Kato	D12/91
D451,432 S	*	12/2001	Leutz	D12/92
D455,982 S	*	4/2002	Iso et al.	D12/91
D457,835 S	*	5/2002	Iso et al.	D12/91

* cited by examiner

Primary Examiner—Melody N. Brown

(74) *Attorney, Agent, or Firm*—Crowell & Moring LLP

(57) **CLAIM**

The ornamental design for a surface configuration of a vehicle, toy and miscellaneous consumer products incorporating the design, as shown and described.

DESCRIPTION

This application is related to the following co-pending applications, filed on even date herewith: application Ser. No. 29/156,843, entitled “Surface Configuration of a Headlight for a Vehicle”; application Ser. No. 29/156,844, entitled “Surface Configuration of a Taillight for a Vehicle”; application Ser. No. 29/156,845, entitled “Surface Configuration of a Vehicle, Toy and Miscellaneous Consumer Products Incorporating the Design”; and application Ser. No. 29/156,846, entitled “Surface Configuration of a Taillight for a Vehicle”.

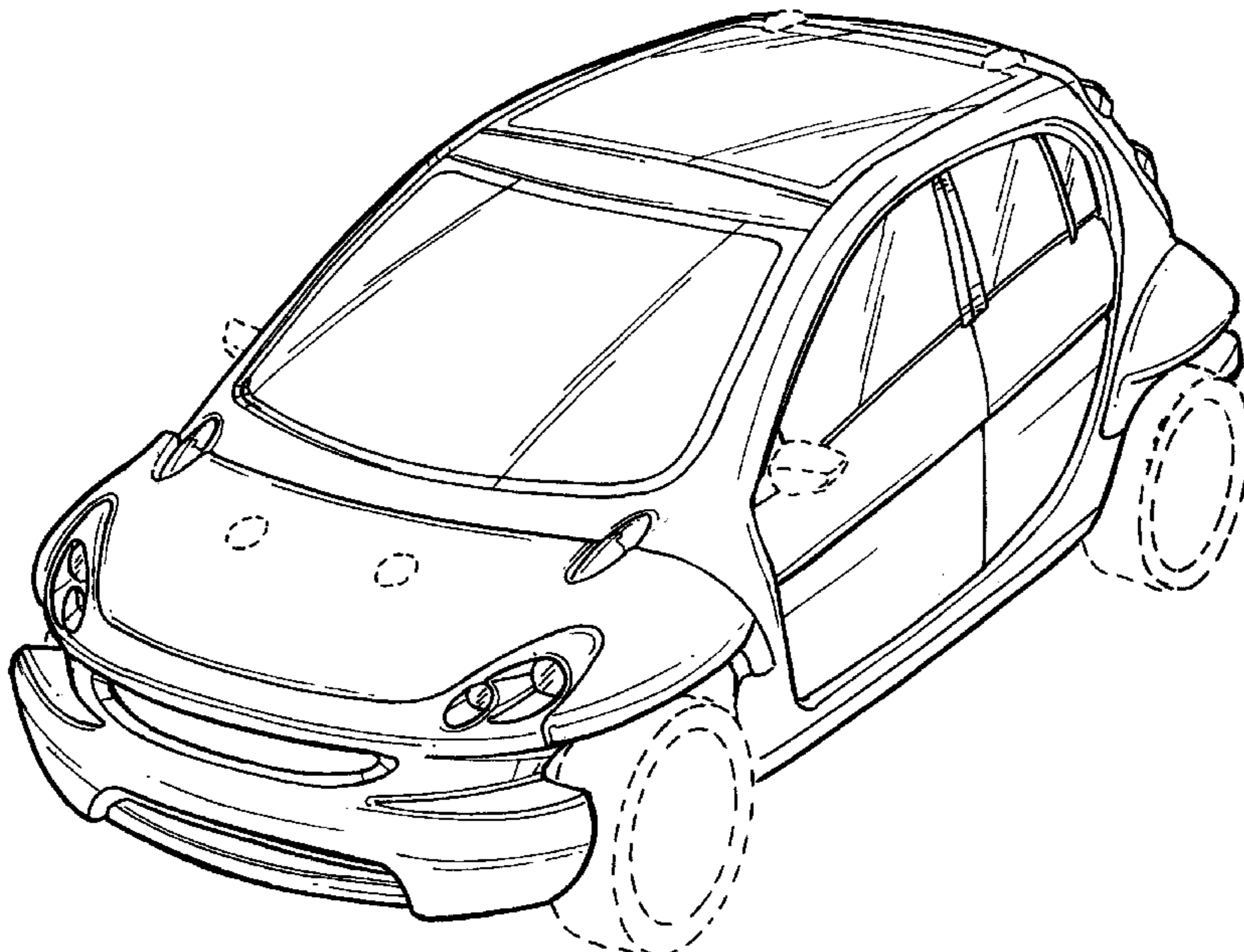
FIG. 1 is a left, front perspective view of a surface configuration of a vehicle, toy and miscellaneous consumer products incorporating the design according to our novel design, the right, front perspective view being mirror symmetrical; FIG. 2 is a front view of the surface configuration of a vehicle, toy and miscellaneous consumer products incorporating the design according to our novel design;

FIG. 3 is a left side view of the surface configuration of a vehicle, toy and miscellaneous consumer products incorporating the design according to our novel design, the right side view being mirror symmetrical; and,

FIG. 4 is a rear view of the surface configuration of a vehicle, toy and miscellaneous consumer products incorporating the design according to our novel design.

The broken lines included depict environment and are not part of the claimed design.

1 Claim, 3 Drawing Sheets






FIG. 1




FIG. 2

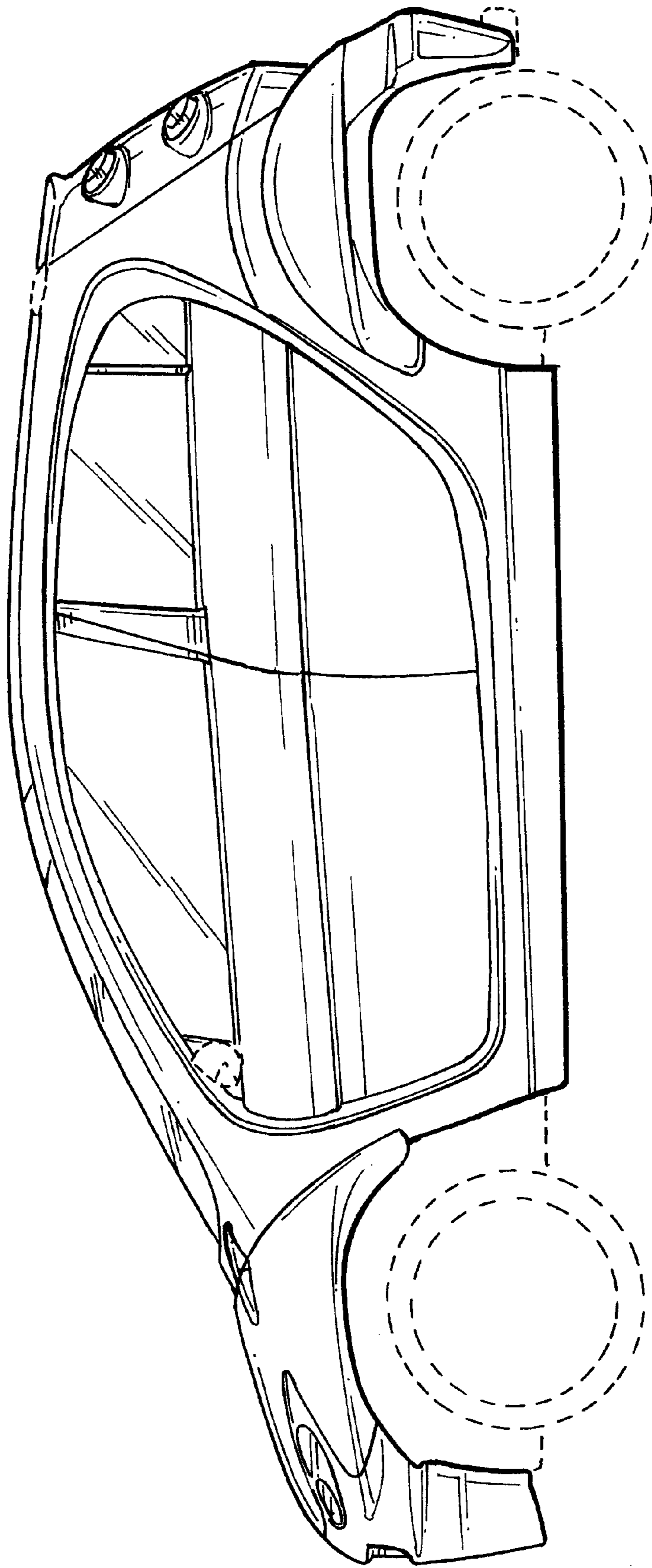


FIG. 3

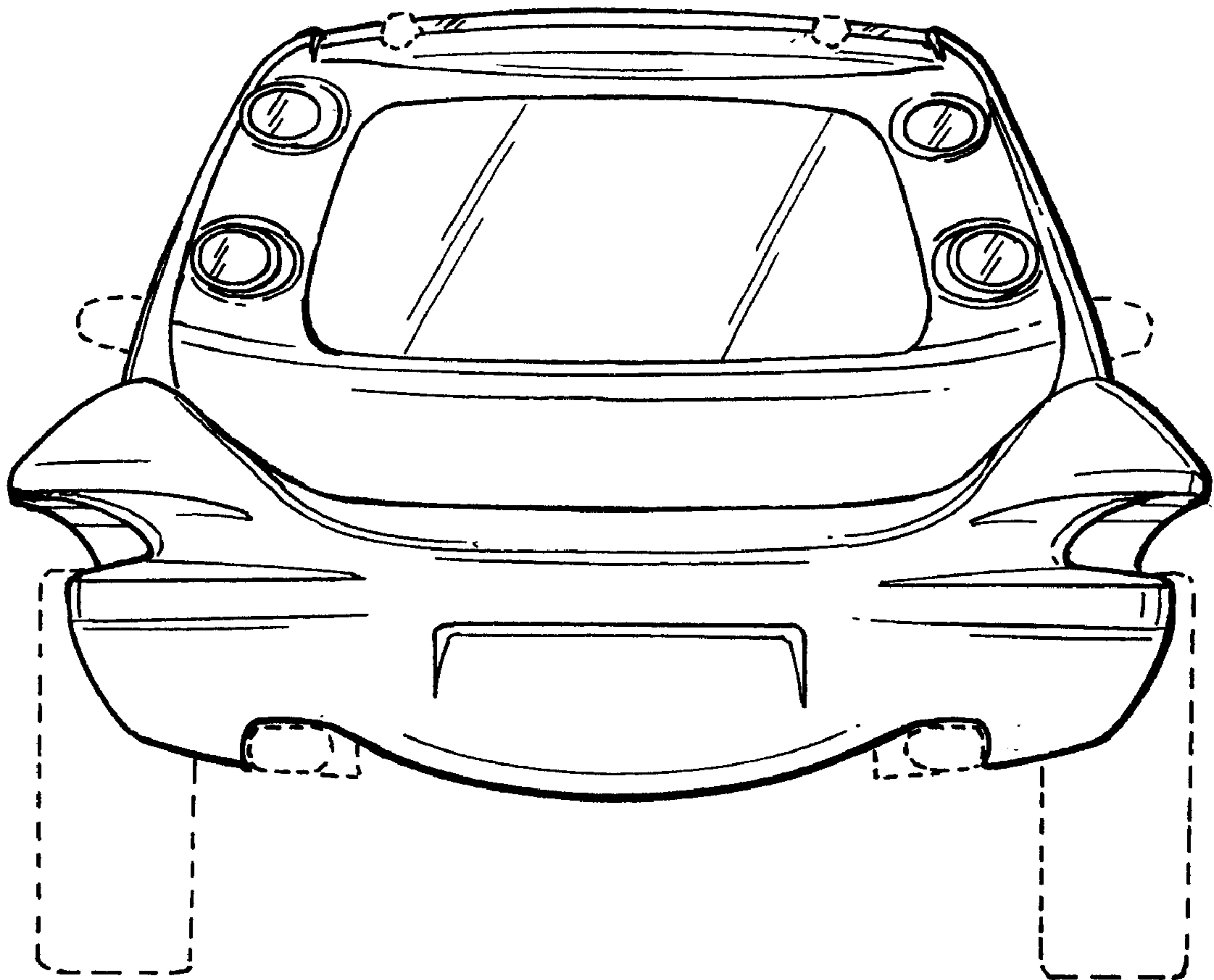


FIG. 4