



US00D466443S

(12) **United States Design Patent** (10) **Patent No.:** **US D466,443 S**
Faurote et al. (45) **Date of Patent:** **** Dec. 3, 2002**

(54) **VEHICLE BODY**

(75) Inventors: **Brandon L. Faurote**, Rochester, MI (US); **Donald A. Renkert**, Royal Oak, MI (US); **David C. McKinnon**, Birmingham, MI (US); **Robert E. Boniface**, Bloomfield Hills, MI (US)

(73) Assignee: **DaimlerChrysler Corporation**, Auburn Hills, MI (US)

(**) Term: **14 Years**

(21) Appl. No.: **29/145,822**

(22) Filed: **Jul. 30, 2001**

Related U.S. Application Data

(62) Division of application No. 29/116,170, filed on Dec. 28, 1999, now Pat. No. Des. 447,093.

(51) **LOC (7) Cl.** **12-08**

(52) **U.S. Cl.** **D12/91**

(58) **Field of Search** D12/90-92; 296/185

(56) **References Cited**

U.S. PATENT DOCUMENTS

D360,606 S	*	7/1995	Holmes et al.	D12/90
D428,584 S	*	7/2000	Warkuss	D12/91
D432,949 S	*	10/2000	Pfeiffer	D12/91
D432,950 S	*	10/2000	Sugita	D12/91
D446,167 S	*	8/2001	Faurote et al.	D12/91
D447,093 S	*	8/2001	Faurote et al.	D12/90

* cited by examiner

Primary Examiner—Melody N. Brown

(74) *Attorney, Agent, or Firm*—Ralph E. Smith

(57) **CLAIM**

The ornamental design for a vehicle body, as shown and described.

DESCRIPTION

FIG. 1 is a left side view of a vehicle body showing a first embodiment of our new design, it being understood that the opposite side to that shown is a substantial mirror image thereof.

FIG. 2 is a front view of the first embodiment.

FIG. 3 is a rear view of the first embodiment.

FIG. 4 is a left side view of a vehicle body showing a second embodiment of our new design, the sole difference from the first embodiment being the incorporation of an alternative front facia, it being understood that the opposite side to that shown is a substantial mirror image thereof.



FIG. 5 is a front view of the vehicle body of the second embodiment.

FIG. 6 is a rear view of the vehicle body of the second embodiment; and,

FIG. 7 is a left side view of a vehicle body showing a third embodiment of our new design, the sole difference from the second embodiment being the shortened length of the body, it being understood that the opposite side to that shown is a substantial mirror image thereof.

The roof of all embodiments of the vehicle body is understood to be plain and unornamented. It is further being understood that the broken line showing throughout the drawings is for illustrative purposes only and forms no part of the present invention.

1 Claim, 5 Drawing Sheets



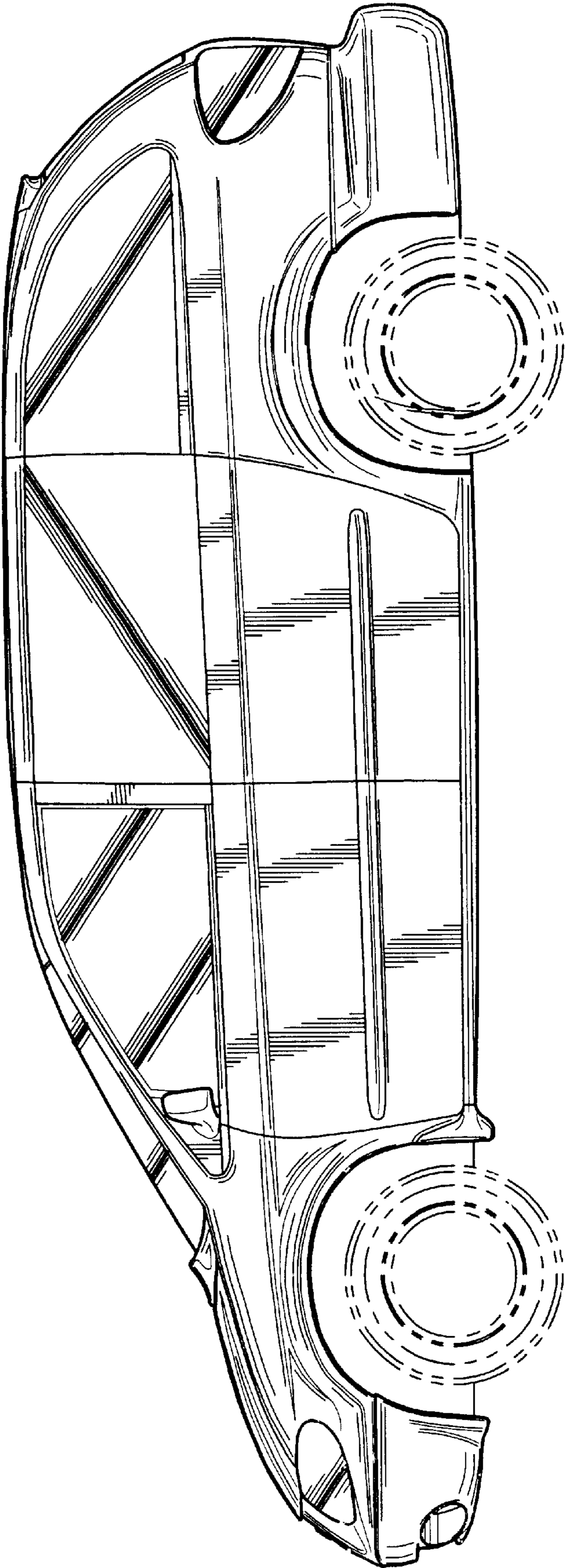


Figure - 1




Figure - 2




Figure - 3

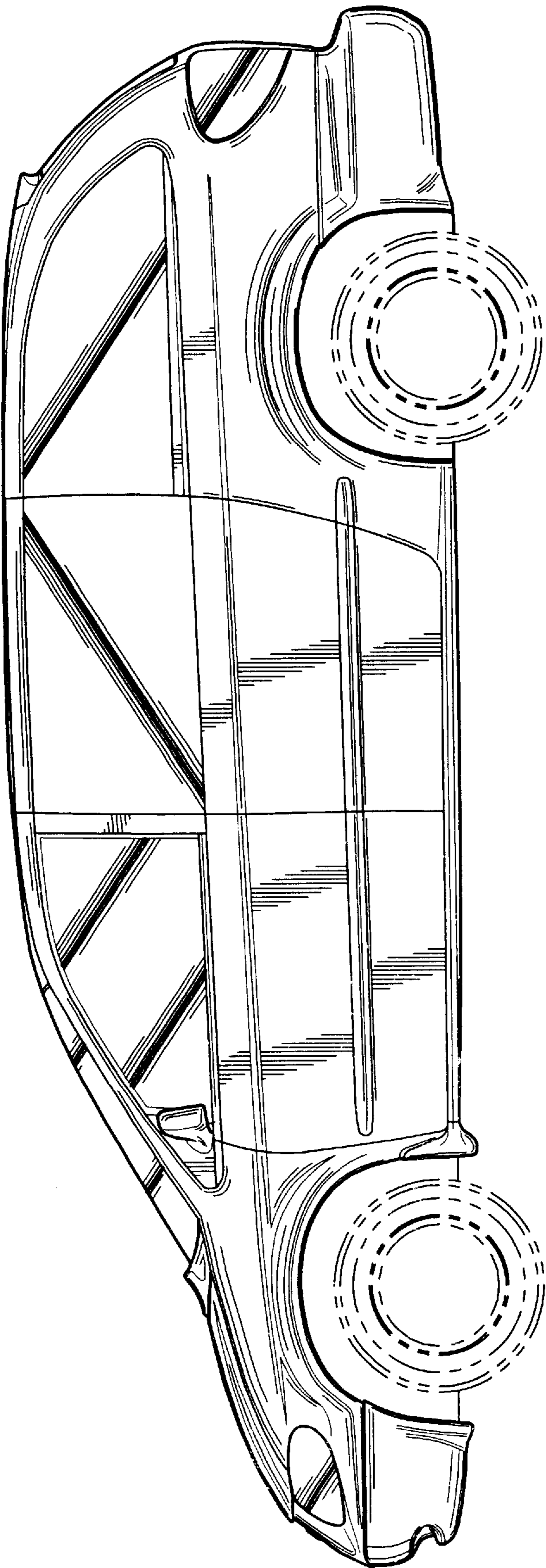


Figure - 4

Figure - 5





Figure - 6

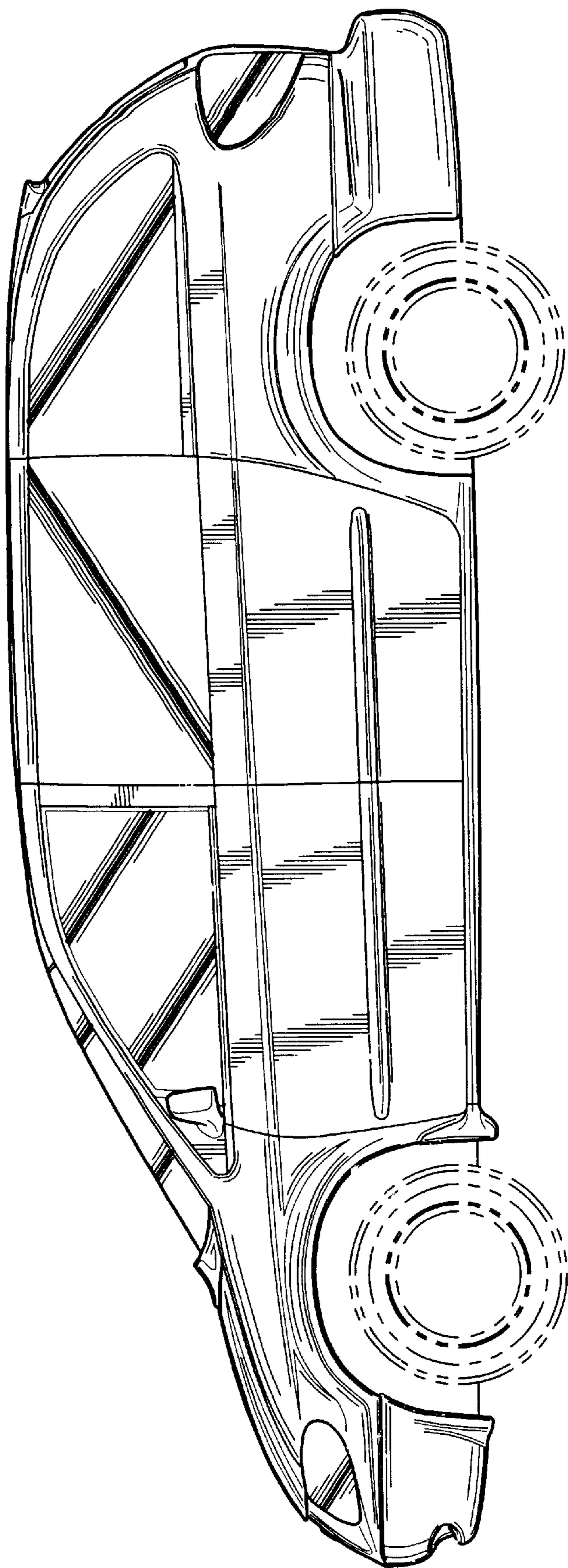


Figure - 7