



US00D466406S

(12) **United States Design Patent**
Solland

(10) **Patent No.:** **US D466,406 S**

(45) **Date of Patent:** **** Dec. 3, 2002**

- (54) **BOX**
- (75) Inventor: **Kurt Solland**, Westlake Village, CA (US)
- (73) Assignee: **Harman International Industries, Inc.**, Northridge, CA (US)
- (**) Term: **14 Years**
- (21) Appl. No.: **29/148,807**
- (22) Filed: **Sep. 28, 2001**
- (51) **LOC (7) Cl.** **09-03**
- (52) **U.S. Cl.** **D9/418; D9/432; D9/415**
- (58) **Field of Search** D9/418, 431, 432, D9/499, 414, 415; 206/423, 426, 459.1, 494, 784, 527; 220/62, 890; 229/100, 103.2, 108, 162, 164, 87.01, 87.06

- D282,821 S * 3/1986 Noyes D9/415
- D287,821 S * 1/1987 Holewinski et al. D9/341
- D314,914 S * 2/1991 Callinan D9/432
- D318,802 S * 8/1991 Egide D9/418
- D355,117 S * 2/1995 Zwaard D9/431
- D371,959 S * 7/1996 Hupp D9/308

* cited by examiner

Primary Examiner—Ted Shooman

Assistant Examiner—Daniel Bui

(74) *Attorney, Agent, or Firm*—Banner & Witcoff, Ltd.

(57) **CLAIM**

The ornamental design for a box, as shown and described.

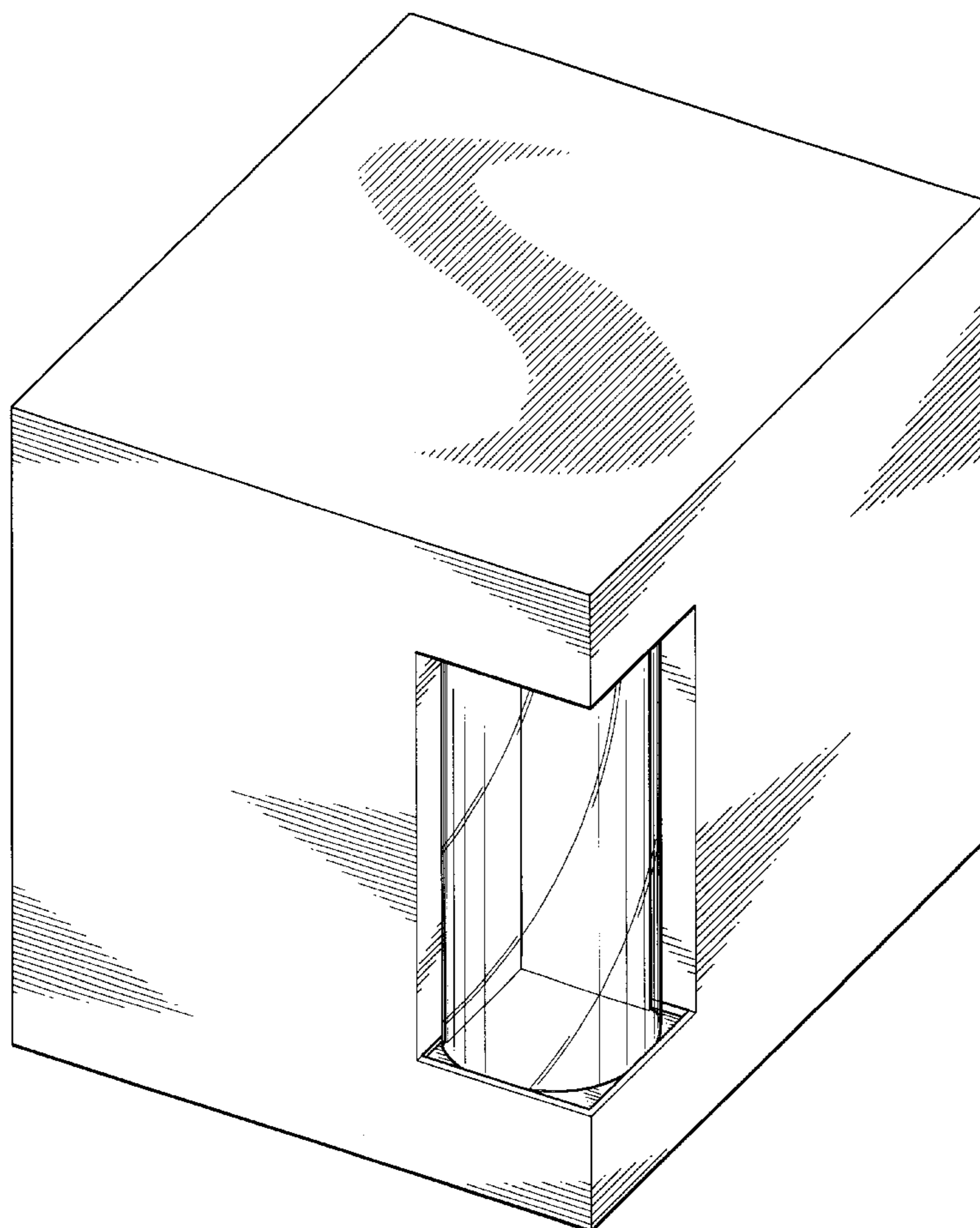
DESCRIPTION

FIG. 1 is a perspective view of a box showing my new design;
 FIG. 2 is an elevational view of a side of the box as viewed from the left side of FIG. 1, the right side elevational view being a mirror image thereof;
 FIG. 3 is an elevational view of a side of the box as viewed from either of the rear sides of FIG. 1; and,
 FIG. 4 is a top plan view thereof, the bottom plan view being identical.

1 Claim, 4 Drawing Sheets

(56) **References Cited**
 U.S. PATENT DOCUMENTS

- 2,717,073 A * 9/1955 Young 206/45.34
- 2,767,831 A * 10/1956 Brecht 206/45.31
- 3,659,704 A * 5/1972 Collura et al. 206/288
- D227,351 S * 6/1973 Winton D9/3



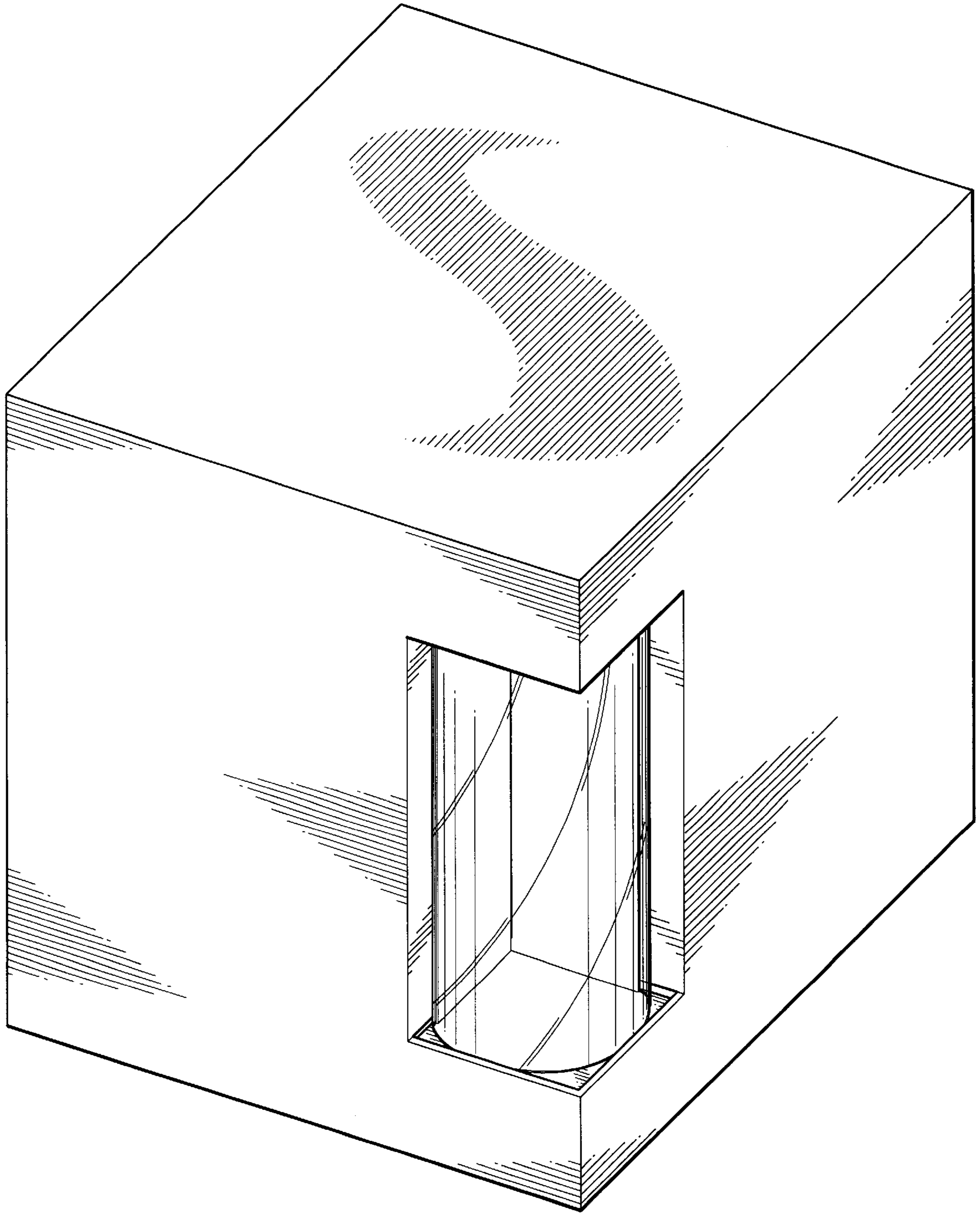


Fig. 1

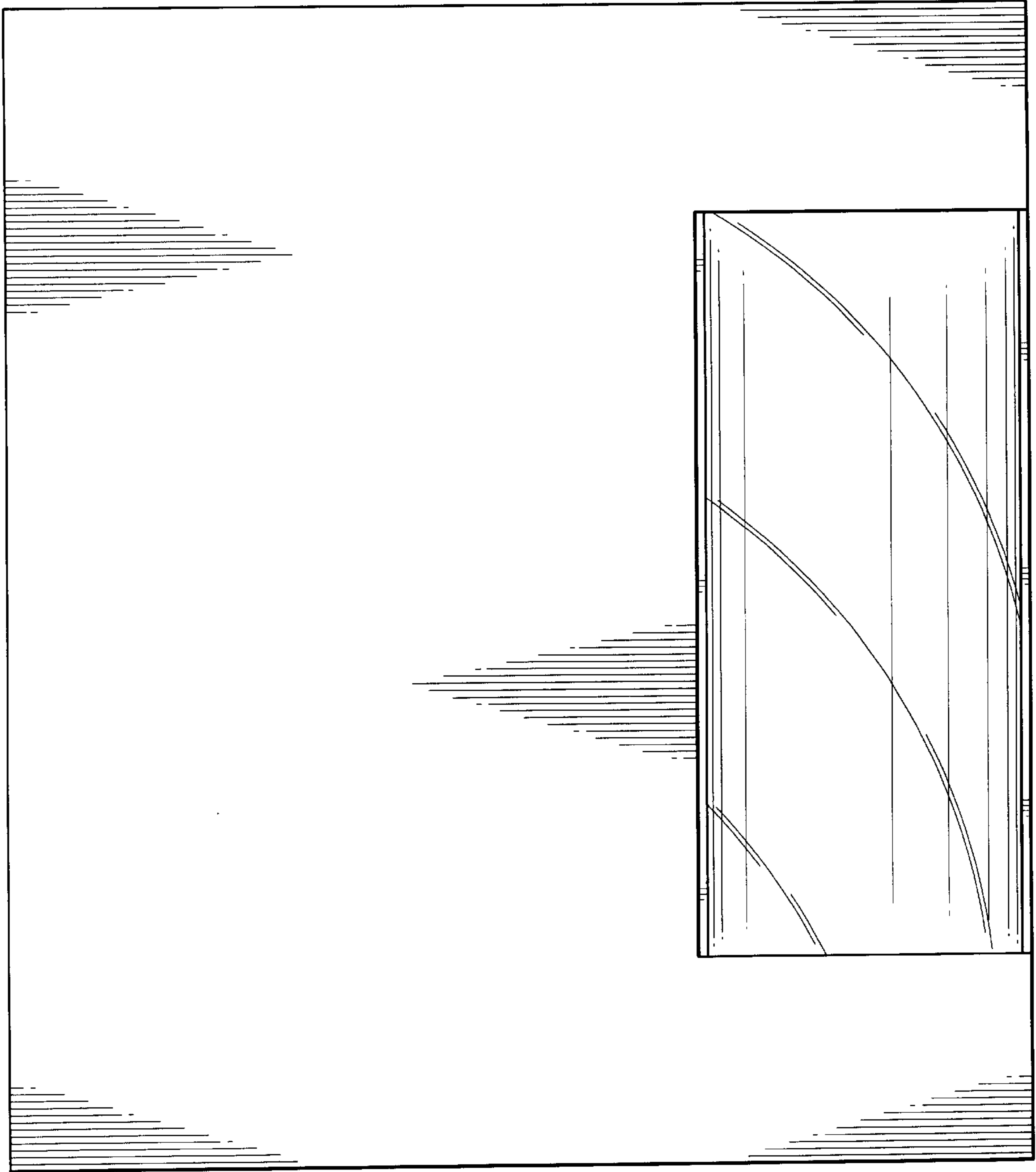


Fig. 2




Fig. 3




Fig. 4