



US00D466402S

(12) **United States Design Patent**
Cummings et al.

(10) **Patent No.: US D466,402 S**

(45) **Date of Patent: ** Dec. 3, 2002**

(54) **BOTTLE WITH PUMP**

(75) Inventors: **Bruce Cummings**, New York, NY
(US); **John C. Crawford**, Mahopac,
NY (US); **Jacques Lalanne**,
Compiègne (FR)

(73) Assignee: **Colgate-Palmolive Co.**, New York, NY
(US)

(**) Term: **14 Years**

(21) Appl. No.: **29/149,110**

(22) Filed: **Oct. 3, 2001**

(51) **LOC (7) Cl.** **09-01**

(52) **U.S. Cl.** **D9/300**

(58) **Field of Search** D9/300, 516, 560,
D9/572-575, 434, 435; 222/192, 153, 153.11,
321.1-321.9, 207, 212, 382, 383.1-383.3,
464.3, 464.4, 464.6

(56) **References Cited**

U.S. PATENT DOCUMENTS

4,830,235 A * 5/1989 Miller 222/464.4

D321,315 S * 11/1991 Halm et al. D9/300
D347,788 S * 6/1994 Steijns et al. D9/300
D405,353 S * 2/1999 Buskie D9/300
D406,052 S * 2/1999 Dumont et al. D9/300
5,875,940 A * 3/1999 Mayfield 222/382
6,264,073 B1 * 7/2001 Good et al. 222/464.4

* cited by examiner

Primary Examiner—Paula A. Mortimer

(74) *Attorney, Agent, or Firm*—Michael J. McGreal

(57) **CLAIM**

The ornamental design for a bottle with pump, as shown and described.

DESCRIPTION

FIG. 1 is a perspective view of our design for a bottle with pump;
FIG. 2 is a front elevation view thereof, the rear elevation view being a mirror image thereof;
FIG. 3 is a right side elevation view thereof;
FIG. 4 is a left side elevation view thereof;
FIG. 5 is a top plan view thereof; and,
FIG. 6 is a bottom plan view thereof.

1 Claim, 4 Drawing Sheets





FIG. 1

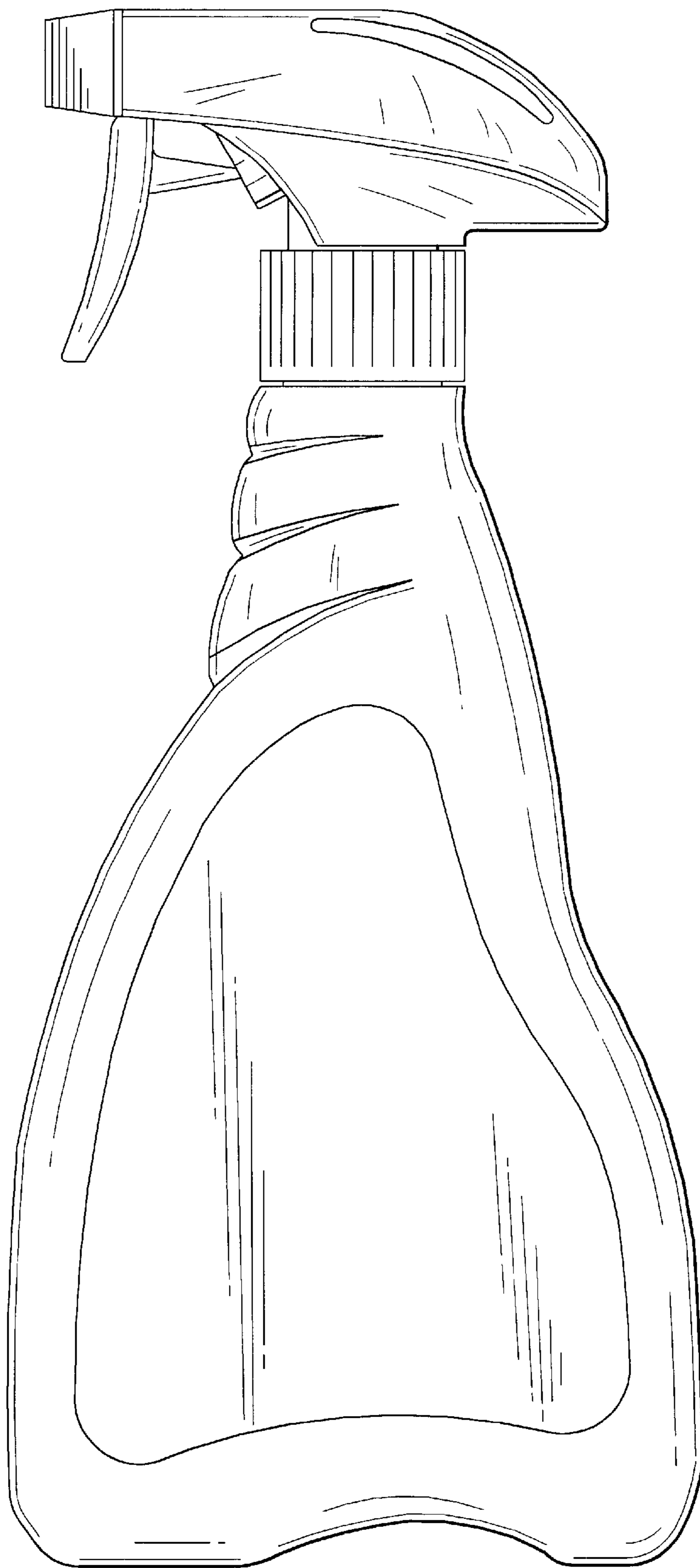


FIG. 2

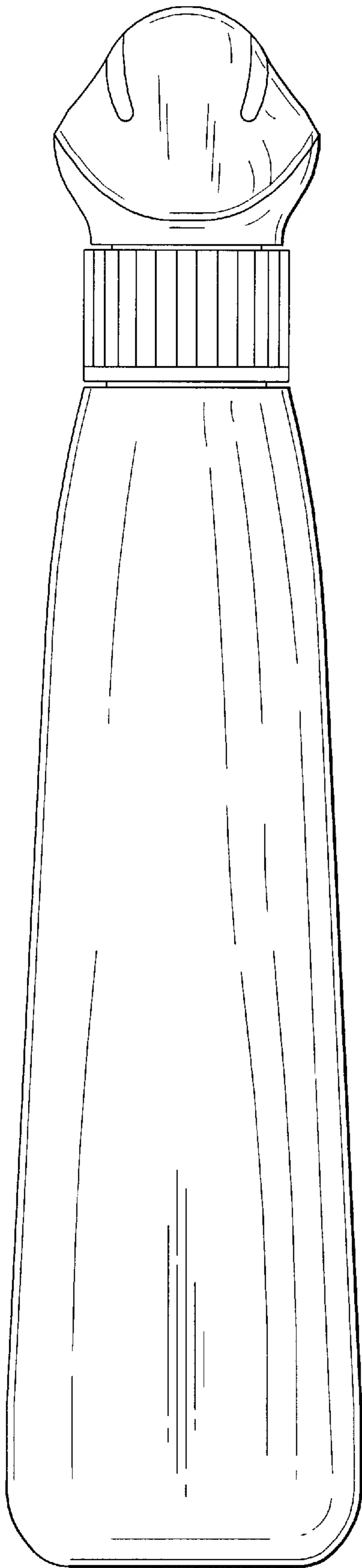


FIG. 3

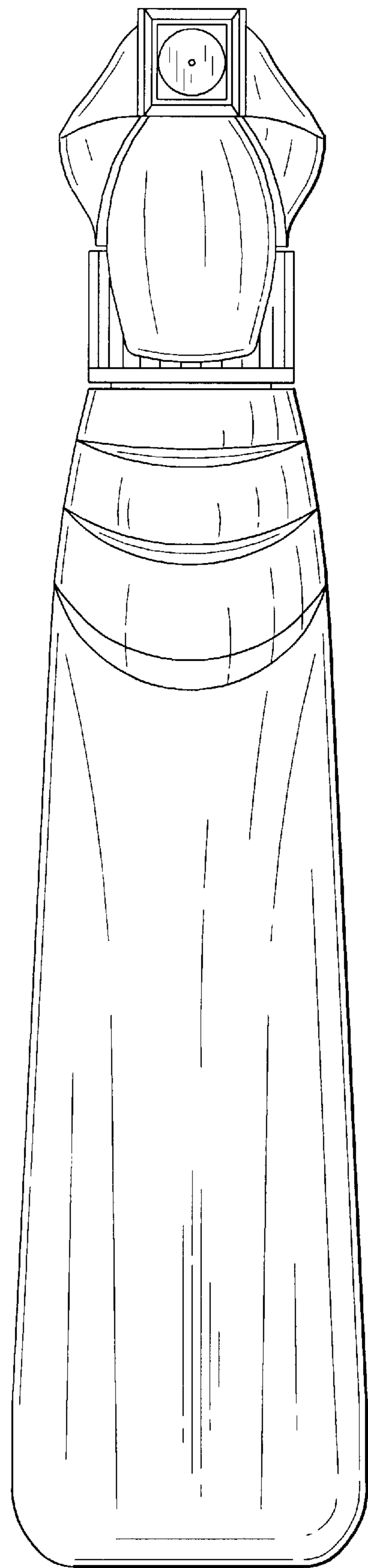


FIG. 4

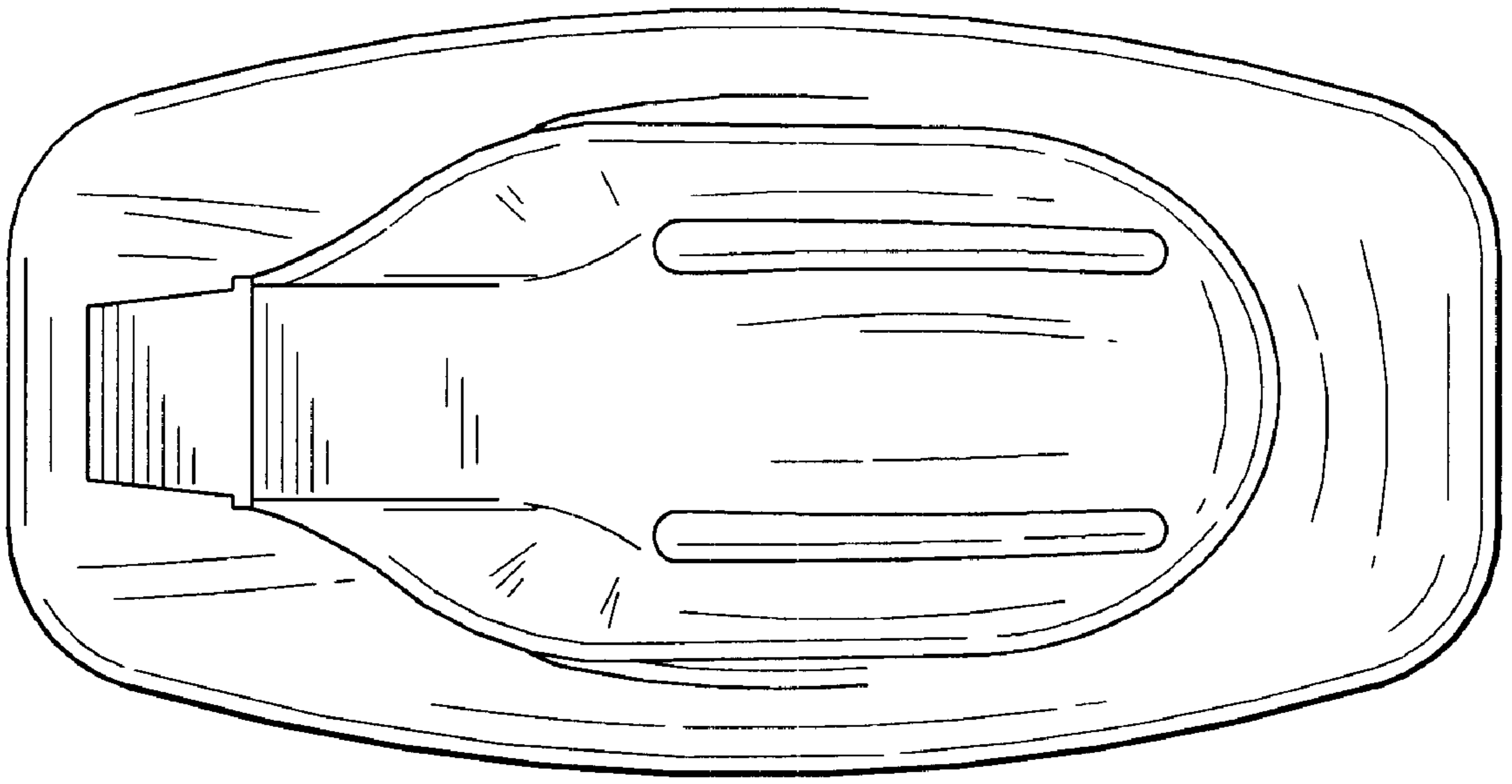


FIG. 5

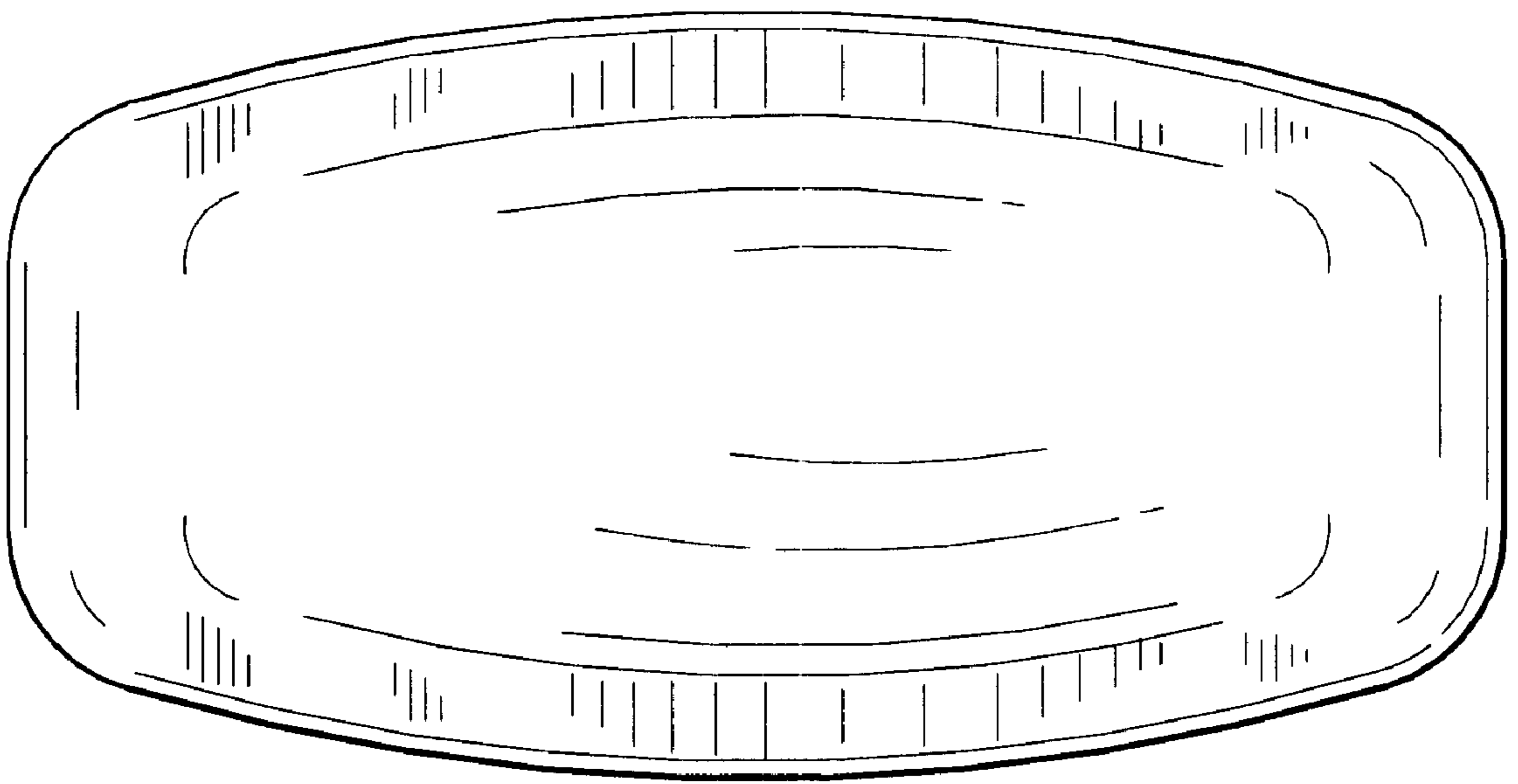


FIG. 6