



US00D466400S

(12) **United States Design Patent** (10) **Patent No.:** **US D466,400 S**
Garcia (45) **Date of Patent:** **** Dec. 3, 2002**

(54) **FLUID PRODUCT DISPENSER**
(75) Inventor: **M. Firmin Garcia**, Evreux (FR)
(73) Assignee: **Valois S.A.**, Le Neuboug (FR)
(**) Term: **14 Years**

D379,933 S * 6/1997 Lambrecht D9/574
D382,808 S * 8/1997 Fenton et al. D9/522
D438,802 S * 3/2001 Krunas D9/522
D441,296 S * 5/2001 Majerowsky D9/542
D444,390 S * 7/2001 Kokenge et al. D9/542
D448,306 S * 9/2001 de Giovellina D9/560
D448,678 S * 10/2001 Bakic D9/574

(21) Appl. No.: **29/148,031**
(22) Filed: **Sep. 14, 2001**
(30) **Foreign Application Priority Data**
Mar. 16, 2001 (XH) DM/055 566
(51) **LOC (7) Cl.** **09-01**
(52) **U.S. Cl.** **D9/300**
(58) **Field of Search** D9/300, 516, 522,
D9/572, 573, 574, 575, 434, 435, 512,
571, 539; 215/382; 222/212, 213, 215,
282, 283, 284

* cited by examiner


Primary Examiner—Paula A. Mortimer
(74) *Attorney, Agent, or Firm*—Sughrue Mion, PLLC

(56) **References Cited**
U.S. PATENT DOCUMENTS
D85,336 S * 10/1931 Kline D9/573
D108,727 S * 3/1938 Dunnock et al. D9/542
D279,261 S * 6/1985 Blocksom et al. D9/571
D348,396 S * 7/1994 Kuzma D9/575

(57) **CLAIM**
The ornamental design for a fluid product dispenser, as shown and described.

DESCRIPTION
FIG. 1 is a perspective view of the top, front and one side of a fluid product dispenser showing my new design;
FIG. 2 is a front elevational view thereof, the rear elevational view being a mirror image thereof;
FIG. 3 is a top plan view thereof;
FIG. 4 is a bottom plan view thereof; and,
FIG. 5 is a side elevational view of said one side, the opposite side being a mirror image thereof.

1 Claim, 4 Drawing Sheets






Fig. 1

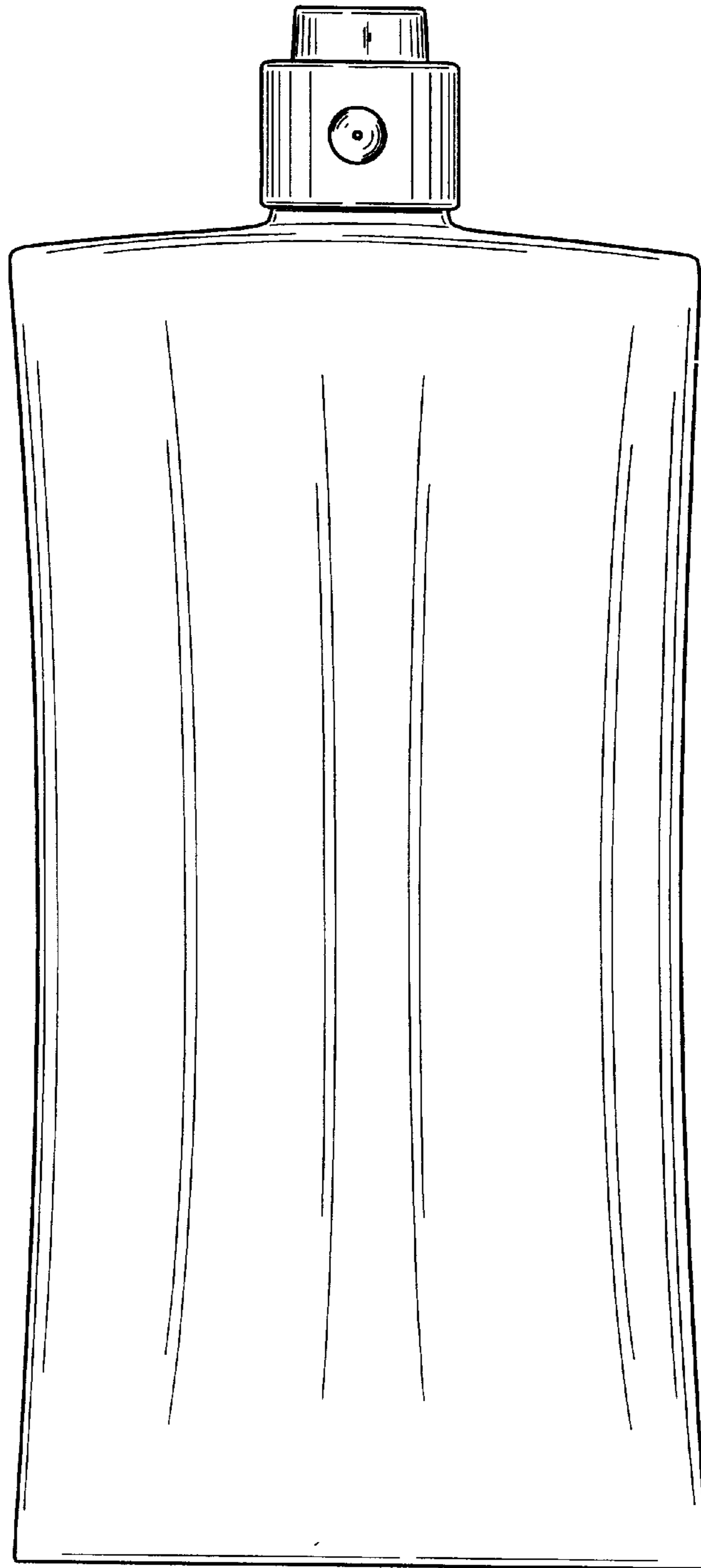


Fig. 2

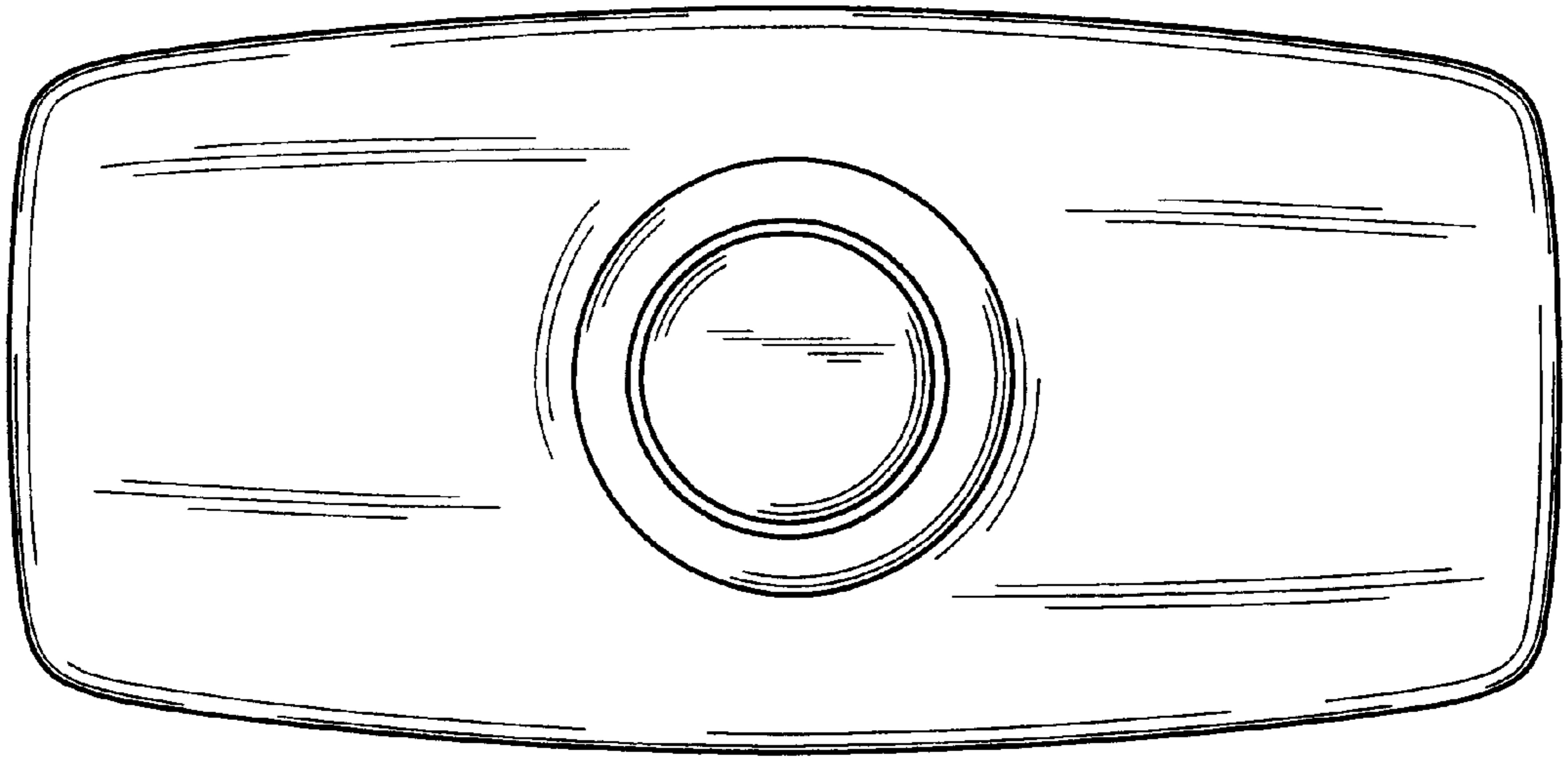


Fig. 3

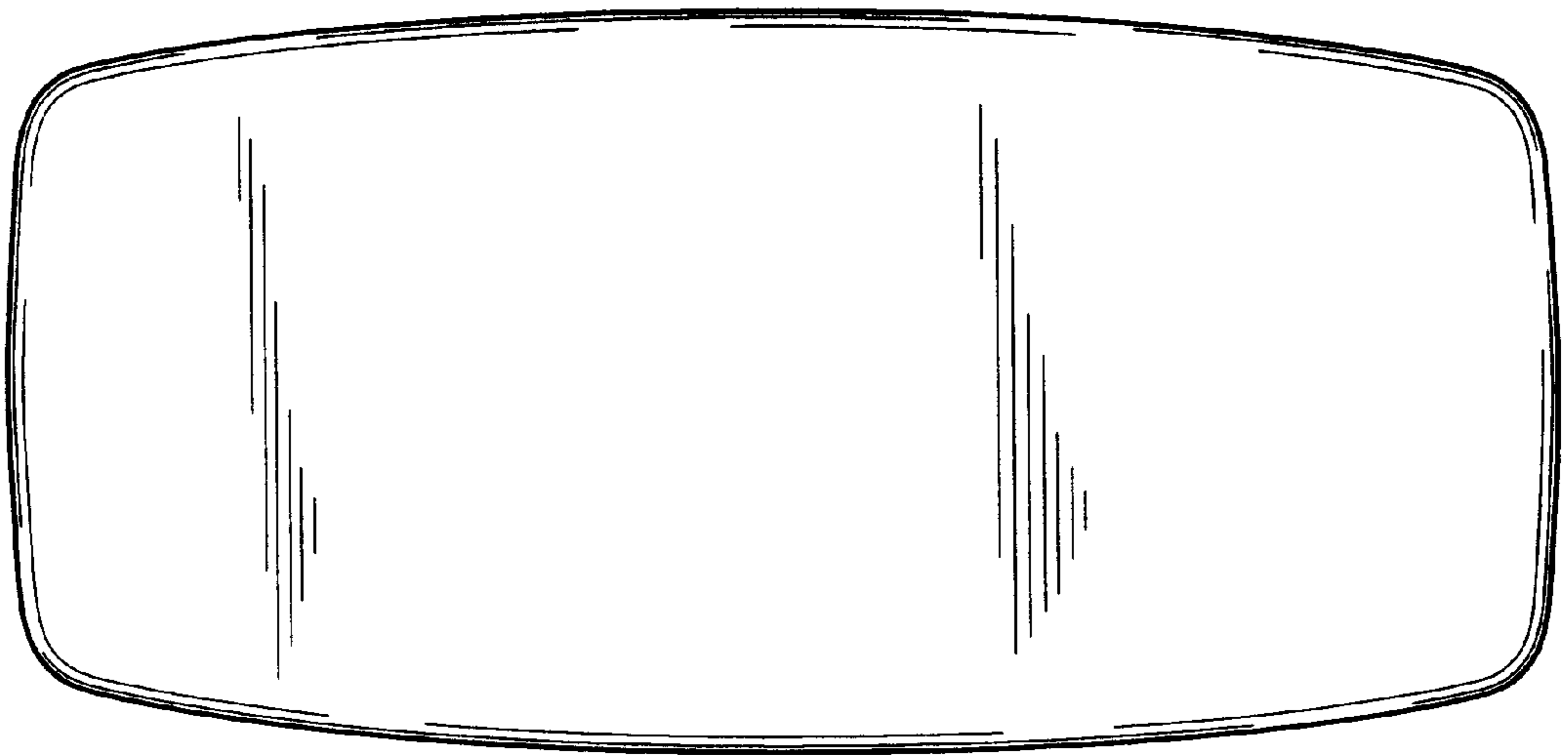


Fig. 4




Fig. 5