



US00D466378S

(12) **United States Design Patent**  
**Lancaster**

(10) **Patent No.:** **US D466,378 S**

(45) **Date of Patent:** **\*\* Dec. 3, 2002**

(54) **EROSION CONTROL BLANKET**

5,421,123 A \* 6/1995 Sakate et al. .... 47/56  
5,911,632 A \* 6/1999 Ko ..... 47/56

(75) Inventor: **Timothy L. Lancaster**, Evansville, IN  
(US)

\* cited by examiner

(73) Assignee: **North American Green, Inc.**,  
Evansville, IN (US)

*Primary Examiner*—Robin V. Taylor

(74) *Attorney, Agent, or Firm*—Krieg Devault Lundy, LLP

(\*\*) Term: **14 Years**

(57) **CLAIM**

An ornamental design for an erosion control blanket, as shown and described.

(21) Appl. No.: **29/142,973**

(22) Filed: **Jun. 5, 2001**

**DESCRIPTION**

**Related U.S. Application Data**

(62) Division of application No. 29/102,319, filed on Mar. 22, 1999.

FIG. 1 is a fragmentary top planar view of a new, original and ornamental design for the erosion control blanket of the invention in which dots are cross-hatched to indicate the colors blue, red, green and white;

(51) **LOC (7) Cl.** ..... **08-01**

(52) **U.S. Cl.** ..... **D8/1**

(58) **Field of Search** ..... D8/1, 2; D5/58;  
47/1.01 R, 56; 405/15, 16

FIG. 2 is a side view thereof;

FIG. 3 is an end view thereof;

FIG. 4 is a bottom view thereof; and,

FIG. 5 is a fragmentary top planar view of a modified version of the new original and ornamental design of the erosion control blanket of the invention in which the dots are cross-hatched to indicate the colors red, green and white, the side, end and bottom views are shown in FIGS. 2, 3 and 4, respectively.

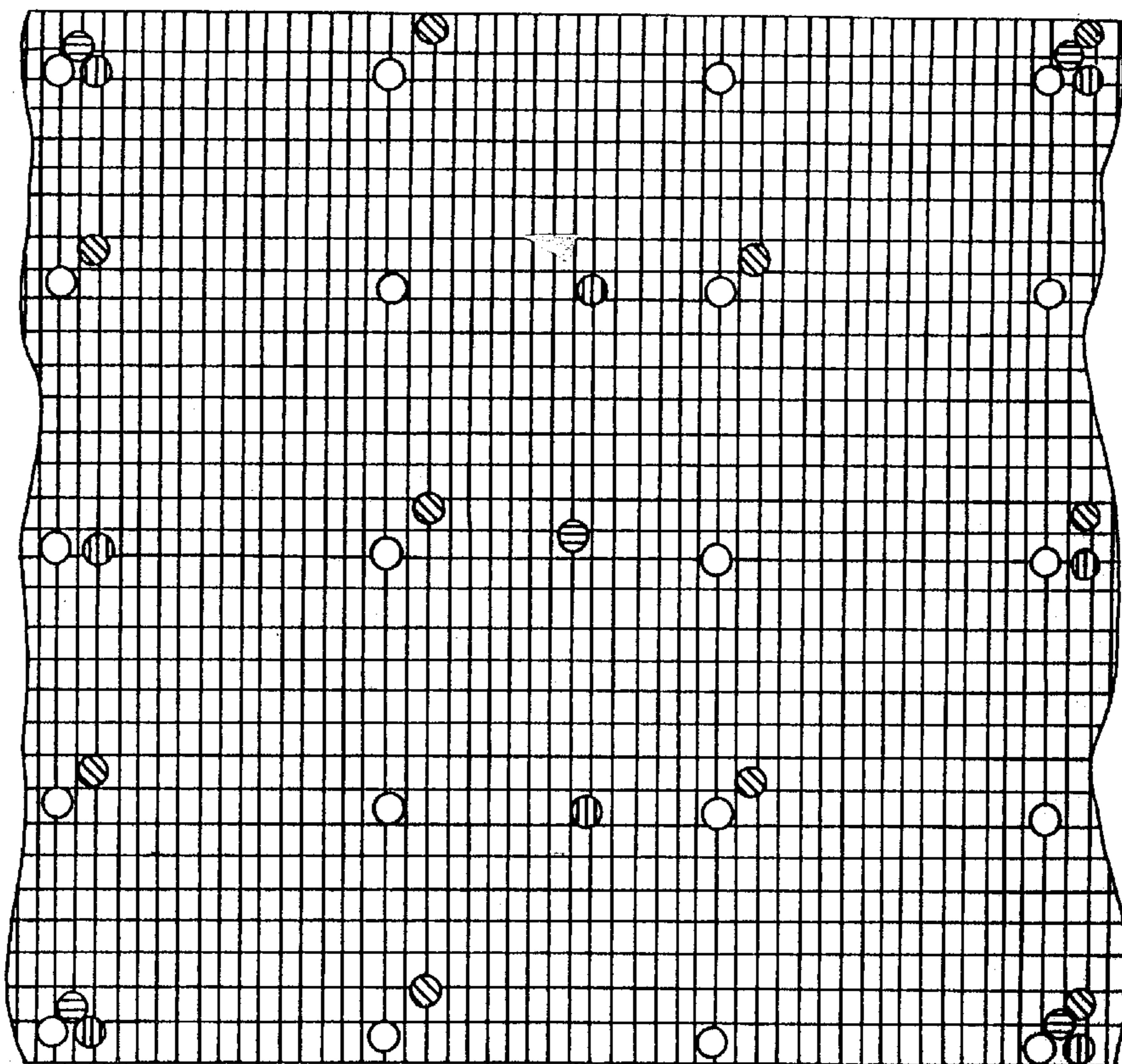
(56) **References Cited**

**U.S. PATENT DOCUMENTS**

3,315,408 A \* 4/1967 Fisher ..... 405/15  
3,704,544 A \* 12/1972 Spanel et al. .... 47/56  
5,199,215 A \* 4/1993 Lopez ..... 47/56  
5,358,356 A \* 10/1994 Romanek et al. .... 405/16

The blankets are shown fragmented to indicate indeterminate length.

**1 Claim, 3 Drawing Sheets**



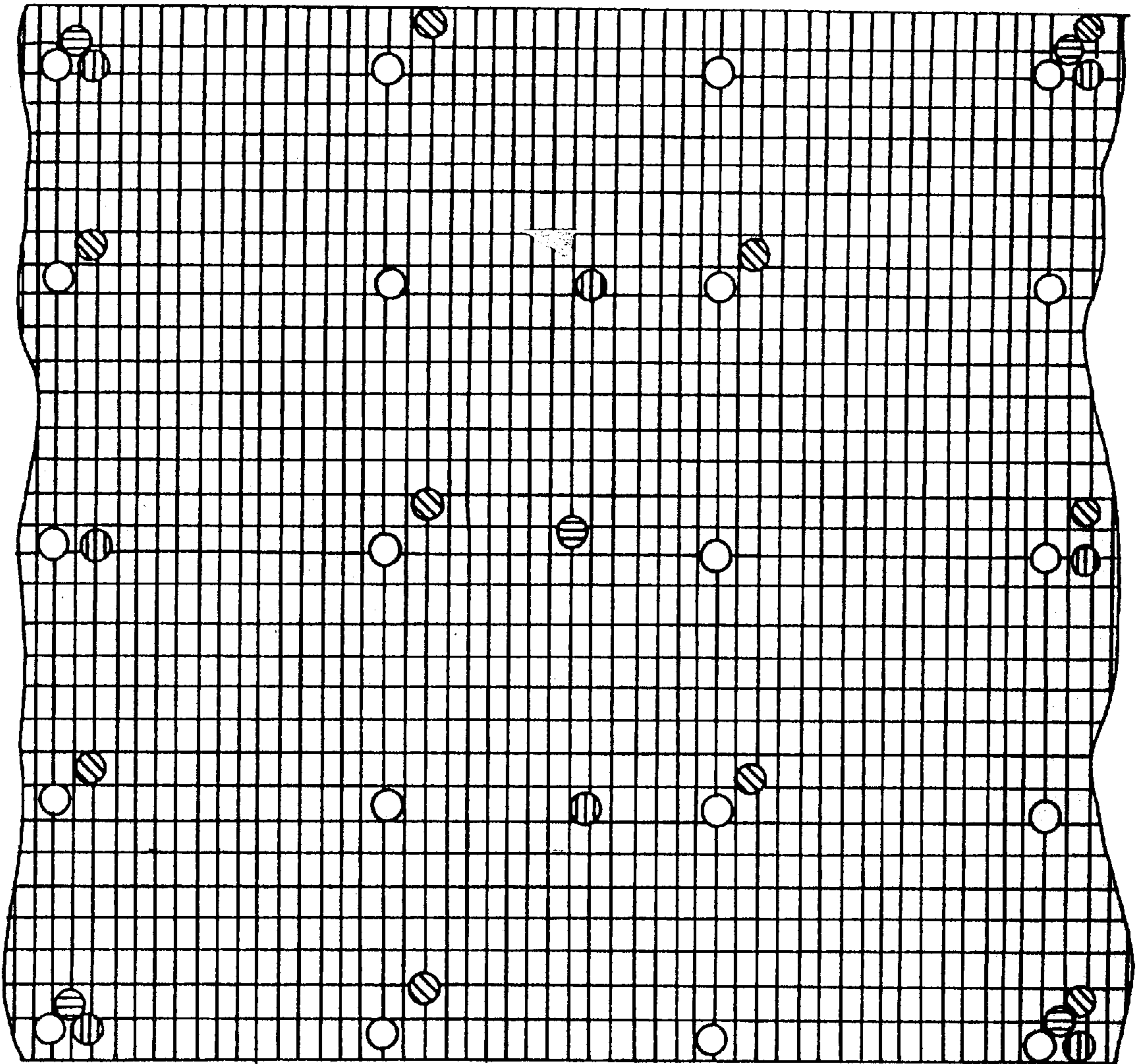


FIG. 1

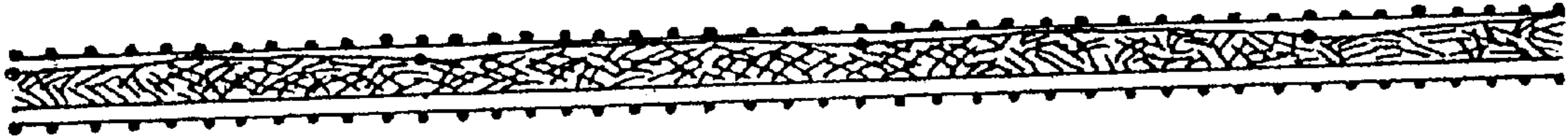


FIG. 2



FIG. 3

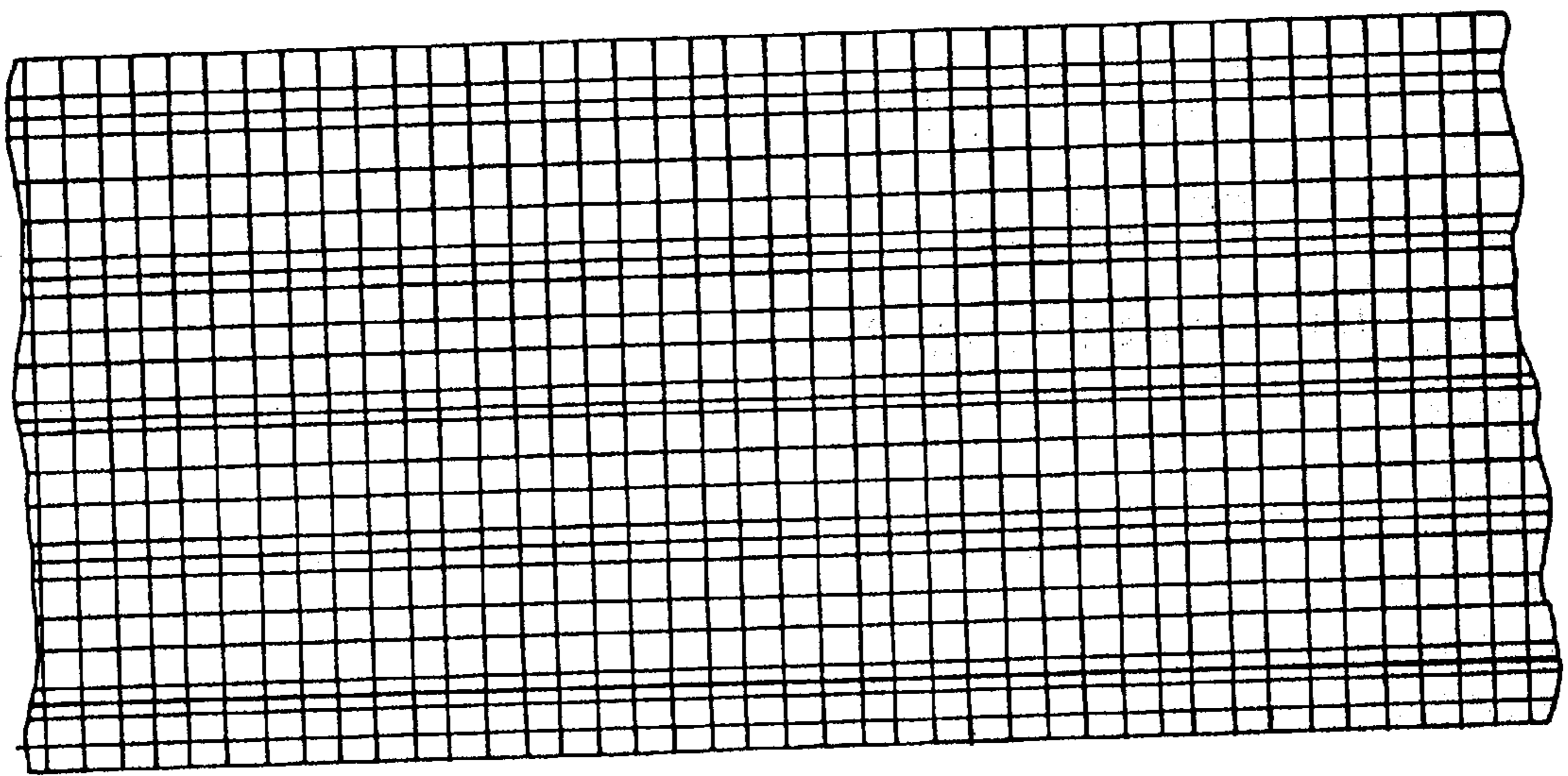


FIG. 4




FIG. 5