



US00D466377S

(12) **United States Design Patent**  
**Epstein et al.**

(10) **Patent No.:** **US D466,377 S**

(45) **Date of Patent:** **\*\* Dec. 3, 2002**

(54) **TOOL HEAD FOR A KITCHEN UTENSIL**

D367,591 S \* 3/1996 Ancona ..... D7/692

(75) Inventors: **Monique Epstein**, Novato, CA (US);  
**Sascha Kaposi**, Seattle, WA (US)

\* cited by examiner

*Primary Examiner*—Terry A. Wallace

(73) Assignee: **Progressive International Corp.**, Kent,  
WA (US)

(74) *Attorney, Agent, or Firm*—John R. Benefiel

(\*\*) Term: **14 Years**

(57) **CLAIM**

The ornamental design for a tool head for a kitchen utensil,  
as shown and described.

(21) Appl. No.: **29/149,209**

**DESCRIPTION**

(22) Filed: **Oct. 3, 2001**

(51) **LOC (7) Cl.** ..... **07-02**

(52) **U.S. Cl.** ..... **D7/692**

(58) **Field of Search** ..... D7/691, 692, 647;  
294/7, 8; 30/324–328

FIG. 1 is a perspective view of a tool head for a kitchen  
utensil showing our new design;

FIG. 2 is a front elevation view thereof, the rear view being  
the same;

FIG. 3 is a side elevation view there of, the left side being  
the same;

FIG. 4 is a bottom plan view thereof; and,

FIG. 5 is a top plan view thereof.

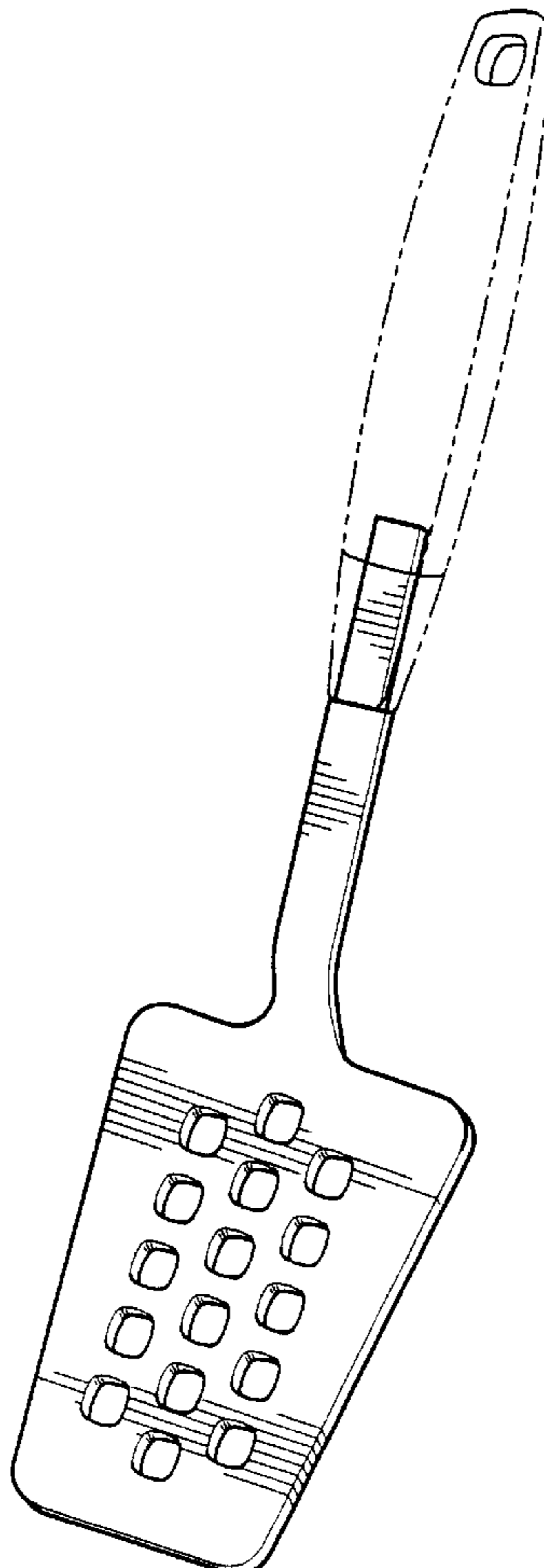
The invention is a tool head for a kitchen utensil as shown  
with exemplary handles shown in broken lines and not  
forming any part of the invention.

(56) **References Cited**

**U.S. PATENT DOCUMENTS**

D188,618 S	*	8/1960	Latham	.....	D7/692
D203,616 S	*	2/1966	Hvale	.....	D7/692
D205,540 S	*	8/1966	Latham	.....	D7/692
D268,243 S	*	3/1983	Morin	.....	D7/692

**1 Claim, 1 Drawing Sheet**



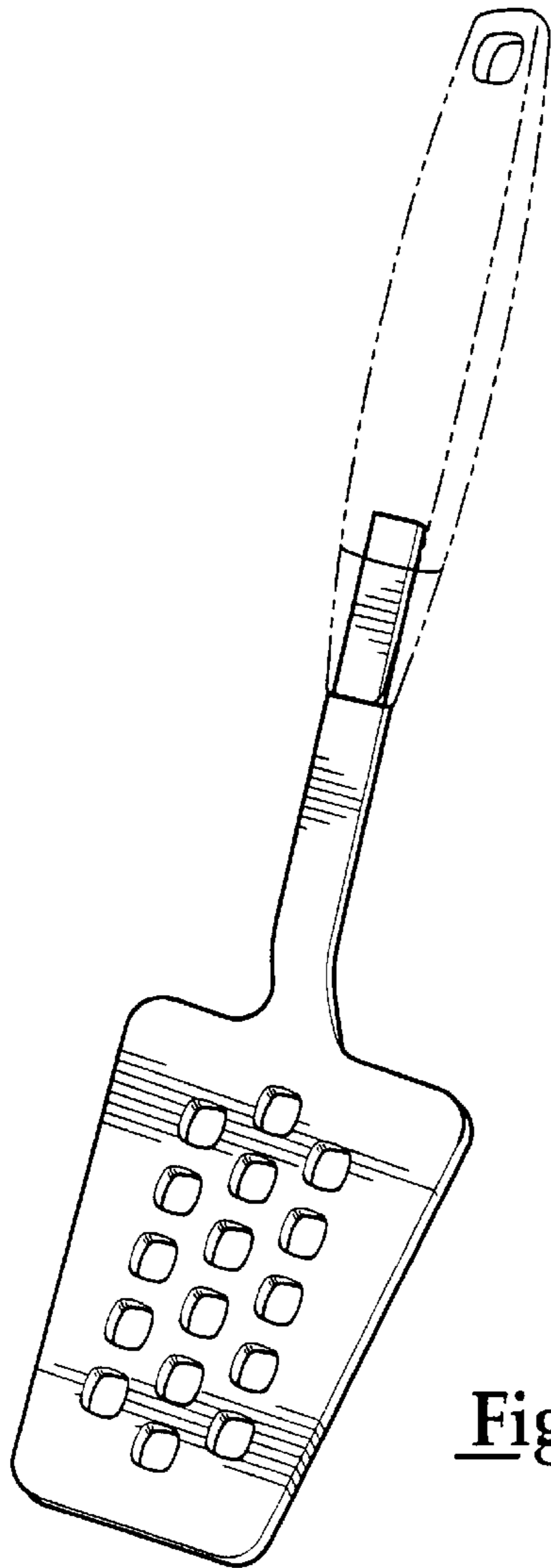


Figure 1

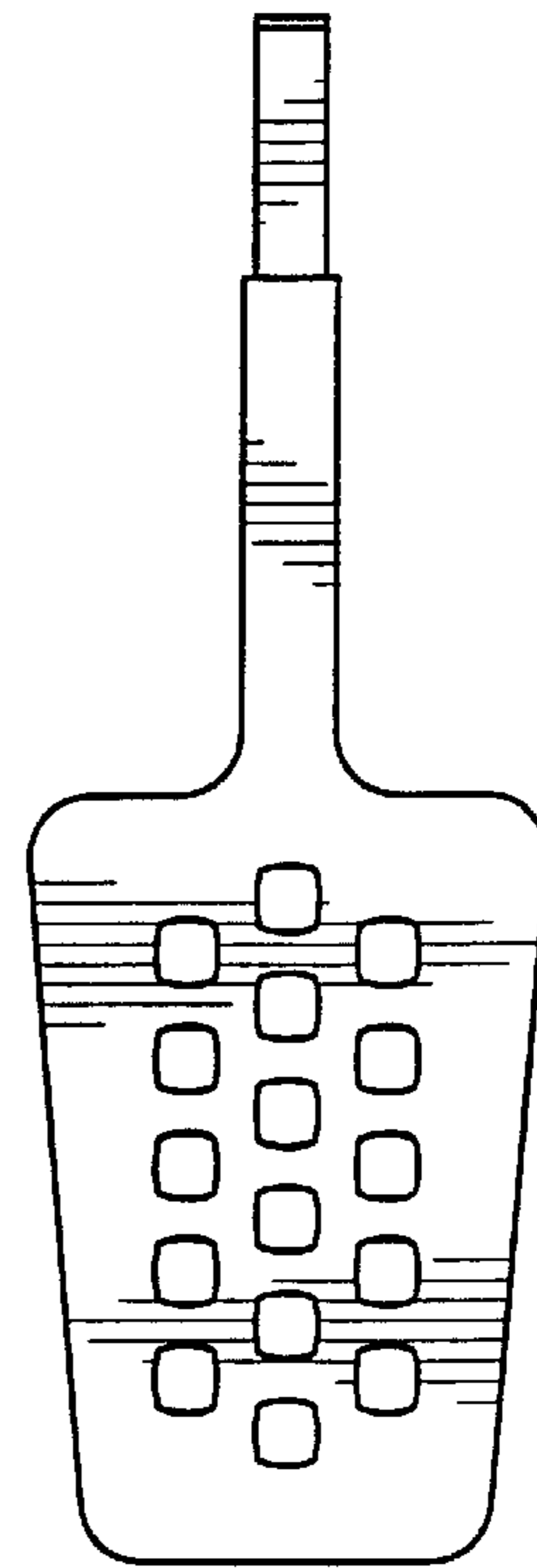


Figure 2



Figure 3

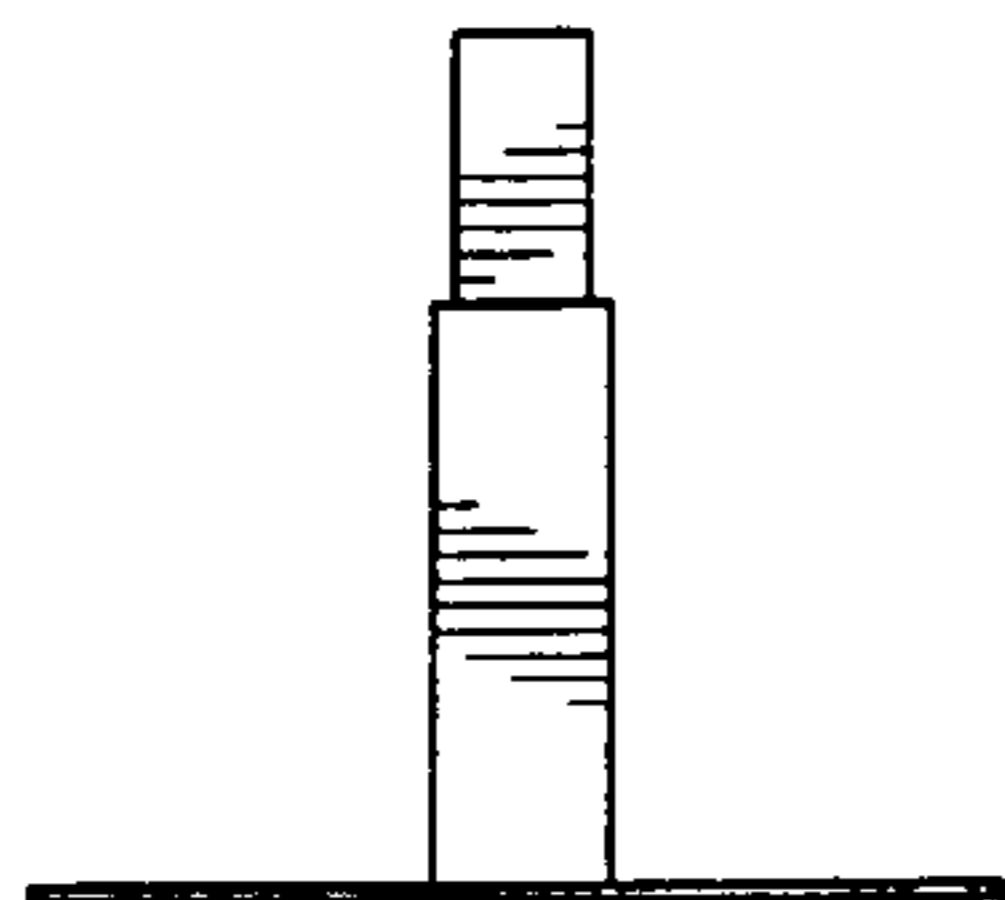


Figure 4

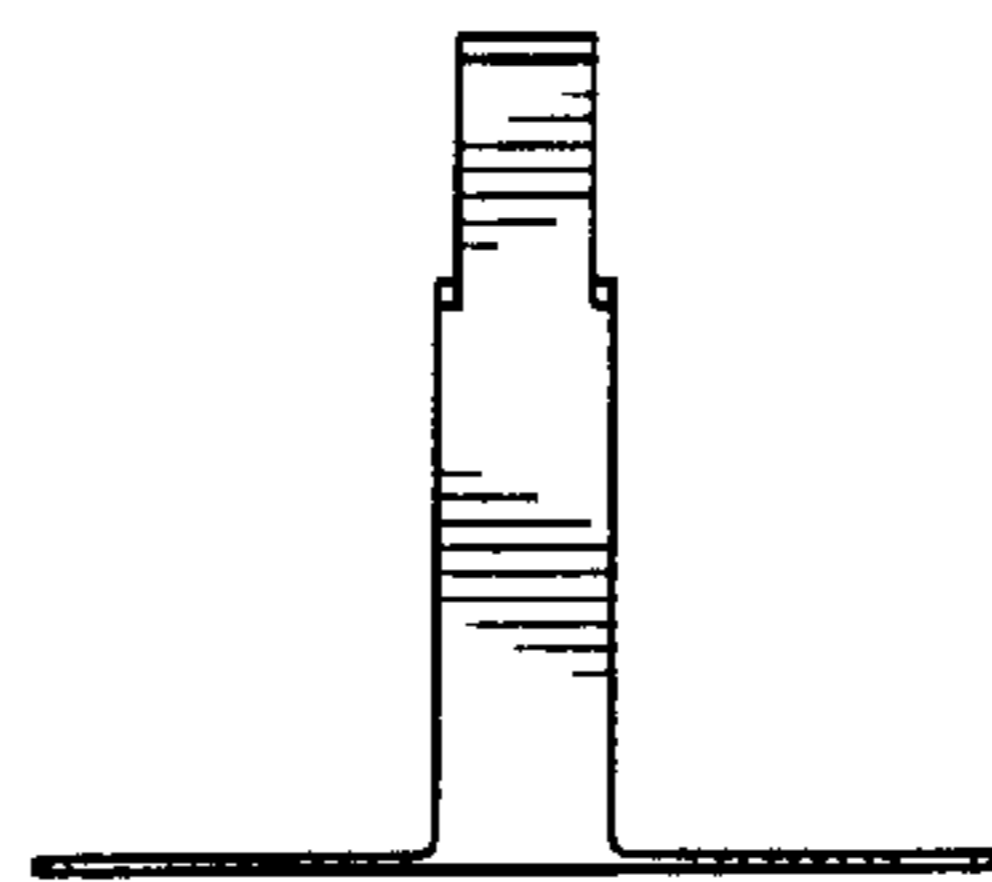


Figure 5