



US00D466356S

(12) **United States Design Patent**
Marsilio

(10) **Patent No.:** **US D466,356 S**

(45) **Date of Patent:** **** Dec. 3, 2002**

(54) **MEDIA STORAGE CONTAINER WITH CURVED INNER WALLS**

(75) **Inventor:** **Ronald M. Marsilio**, Canton, OH (US)

(73) **Assignee:** **Nexpak Corporation**, North Canton, OH (US)

(**) **Term:** **14 Years**

(21) **Appl. No.:** **29/152,441**

(22) **Filed:** **Dec. 17, 2001**

(51) **LOC (7) Cl.** **06-04**

(52) **U.S. Cl.** **D6/632; D6/407**

(58) **Field of Search** D3/201, 218, 272, D3/273, 276, 905; D6/407, 626-635; D9/337, 445, 454; D19/26, 27, 32, 65, 75-77, 81; D28/77; 206/232, 307.1, 308.1, 308.2, 308.3, 309-310, 311, 312, 313, 387.11, 387.13, 387.15; 312/9.57, 902, 9.9, 9.48, 9.55, 9.64, 9.47, 9.53, 328; 379/355

(56) **References Cited**

U.S. PATENT DOCUMENTS

4,341,307 A	*	7/1982	Shyers	206/472
D275,530 S	*	9/1984	Duckworth	D3/295
D280,951 S	*	10/1985	Holland	D6/631
4,641,750 A	*	2/1987	Johnson et al.	206/387.13
5,353,932 A	*	10/1994	Kollinek	206/387.13

D378,333 S	*	3/1997	Anderson	D6/632
5,609,250 A		3/1997	Moser		
D388,457 S	*	12/1997	Wagner	D19/26
5,839,575 A	*	11/1998	Blanco	206/232
5,950,821 A	*	9/1999	Moser	206/308.1
D423,273 S	*	4/2000	Sankey et al.	D6/632
6,220,442 B1		4/2001	Merrell et al.		
D445,626 S	*	7/2001	Myszka et al.	D6/629
6,357,592 B1	*	3/2002	Coia	206/472
D455,312 S	*	4/2002	Myszka et al.	D6/629
6,367,623 B1	*	4/2002	Tully et al.	206/232

* cited by examiner

Primary Examiner—Celia Murphy

(74) *Attorney, Agent, or Firm*—Sand & Sebolt

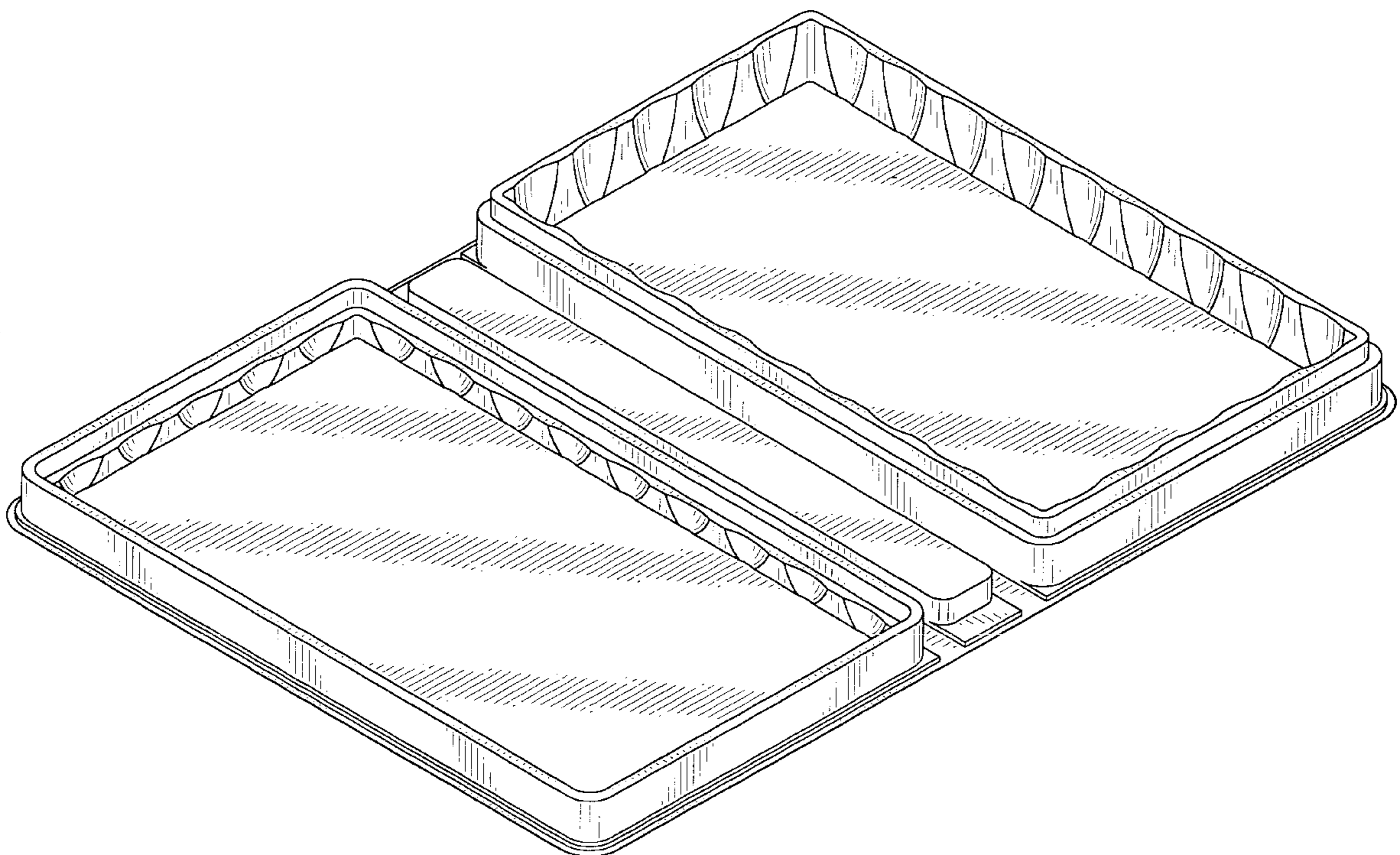
(57) **CLAIM**

The ornamental design for media storage container with curved inner walls, as shown and described.

DESCRIPTION

FIG. 1 is a perspective view of the media storage container with curved inner walls showing my new design.
 FIG. 2 is a top plan view of FIG. 1.
 FIG. 3 is a front elevation view of FIG. 2.
 FIG. 4 is a rear elevation view of FIG. 2.
 FIG. 5 is a right side elevation view of FIG. 2.
 FIG. 6 is a left side elevation view of FIG. 2; and,
 FIG. 7 is a bottom plan view of FIG. 2.

1 Claim, 4 Drawing Sheets



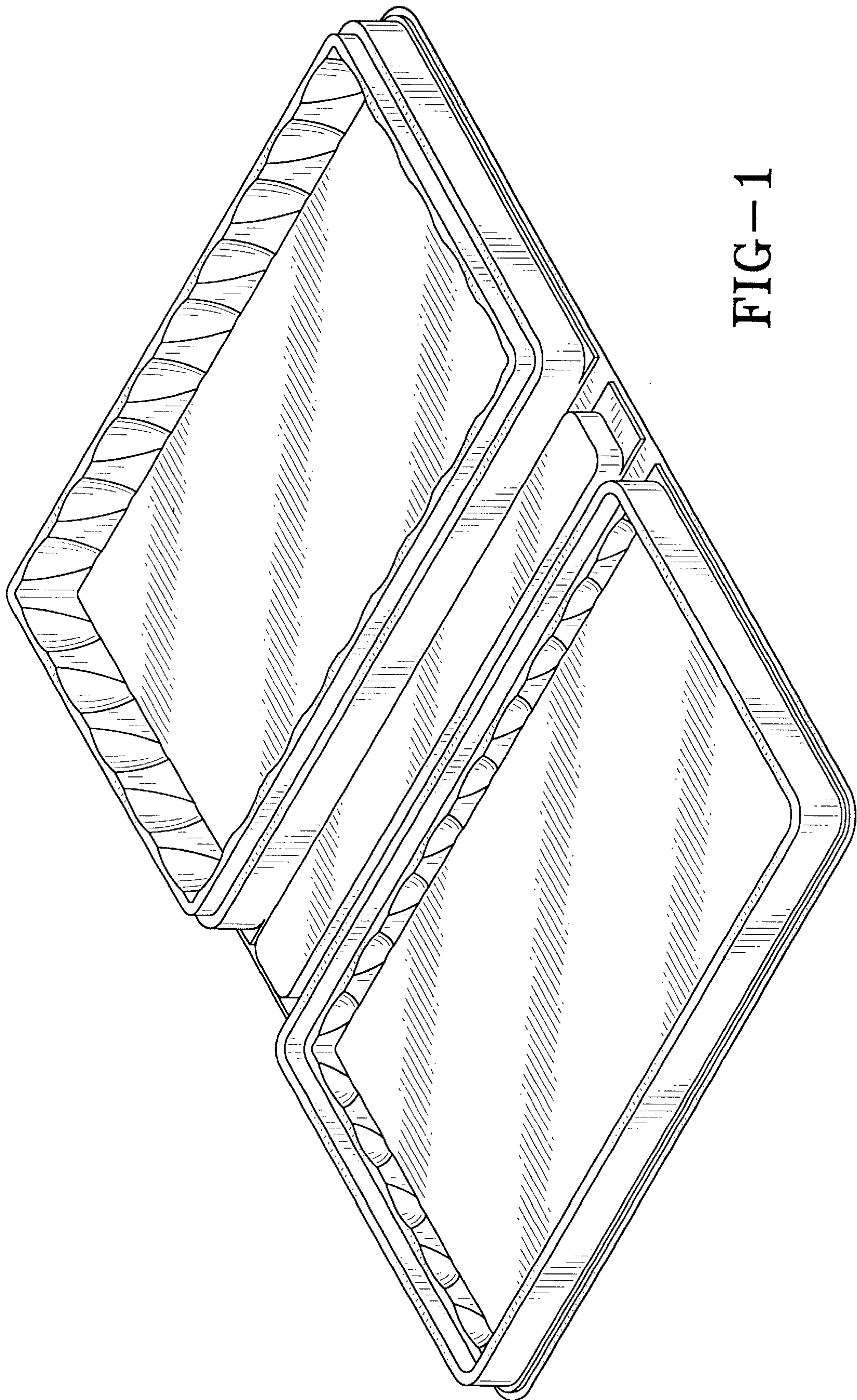


FIG-1




FIG-2

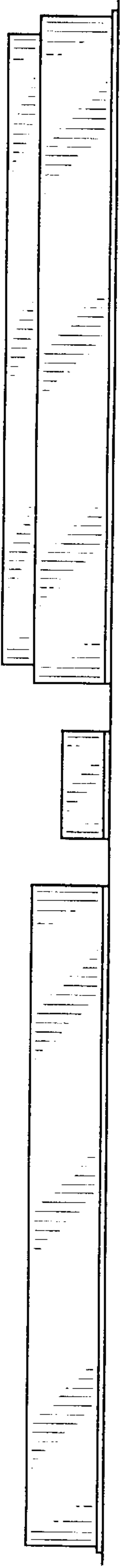


FIG-3

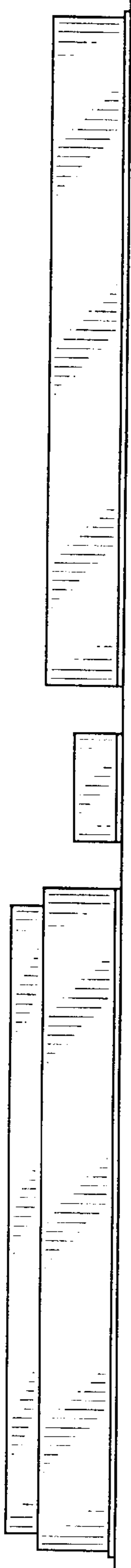


FIG-4




FIG-5




FIG-6




FIG-7