



US00D466342S

(12) **United States Design Patent**  
**Caldwell**

(10) **Patent No.:** **US D466,342 S**

(45) **Date of Patent:** **\*\* Dec. 3, 2002**

(54) **PANEL FOR THE BACK OF A SEAT**

D458,044 S \* 6/2002 Sear et al. .... D6/370

(76) **Inventor:** **John W. Caldwell**, 1829 Warwick Rd.,  
San Marino, CA (US) 91108

\* cited by examiner

(\*\*) **Term:** **14 Years**

*Primary Examiner*—Gary D. Watson

(74) *Attorney, Agent, or Firm*—Donald D. Mon

(21) **Appl. No.:** **29/152,215**

(22) **Filed:** **Dec. 11, 2001**

(57) **CLAIM**

The ornamental design for a panel for the back of a seat, as shown and described.

(51) **LOC (7) Cl.** ..... **06-06**

(52) **U.S. Cl.** ..... **D6/502**

(58) **Field of Search** ..... D6/334, 335, 358,  
D6/369, 370, 376, 381, 500, 501, 502;  
297/232

**DESCRIPTION**

FIG. 1 is a left hand side view of a panel according to the invention, the right hand side being its mirror image;

FIG. 2 is an elevation view of the front of the panel of FIG. 1;

FIG. 3 is a top view of FIG. 2;

FIG. 4 is an elevation view of the back side of the panel of FIG. 2; and,

FIG. 5 is a bottom view of FIG. 2.


The broken lines shown in FIG. 2 are for illustrative purposes only and form no part of the claimed design.

(56) **References Cited**

**U.S. PATENT DOCUMENTS**

- D189,345 S \* 11/1960 Woodad ..... D6/358
- D359,860 S \* 7/1995 Arthur, Jr. .... D6/370
- D380,313 S \* 7/1997 Slear ..... D6/370
- D388,969 S \* 1/1998 Goodman ..... D6/376

**1 Claim, 2 Drawing Sheets**



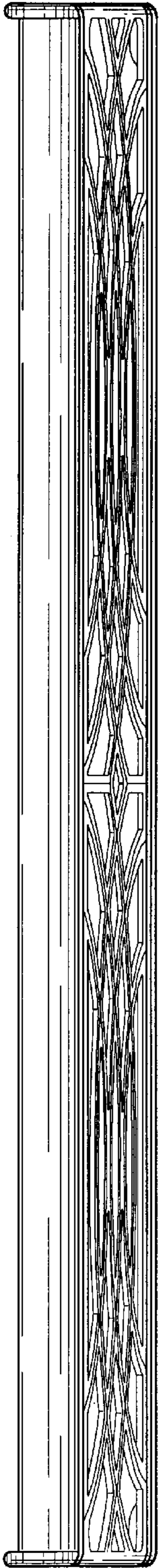


FIG. 3




FIG. 2



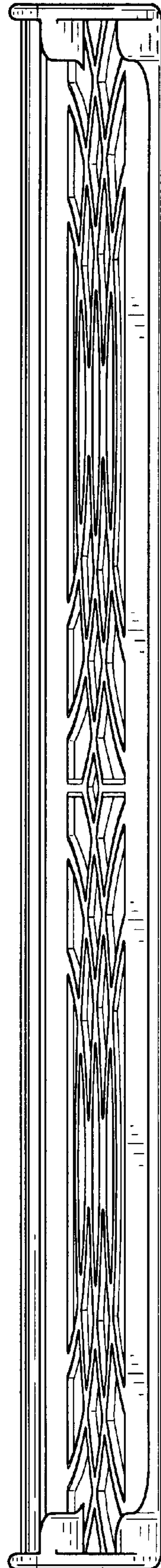


FIG. 1



*FIG. 4*



*FIG. 5*