



US00D466341S

(12) **United States Design Patent**
Caldwell

(10) **Patent No.:** **US D466,341 S**

(45) **Date of Patent:** **** Dec. 3, 2002**

(54) **PANEL FOR THE BACK OF A SEAT**

D409,402 S * 5/1999 Jeng D6/358

(76) **Inventor:** **John W. Caldwell**, 1829 Warwick Rd.,
San Marino, CA (US) 91108

* cited by examiner

Primary Examiner—Gary D. Watson

(74) *Attorney, Agent, or Firm*—Donald D. Mon

(**) **Term:** **14 Years**

(57) **CLAIM**

(21) **Appl. No.:** **29/152,212**

The ornamental design for a panel for the back of a seat, as shown and described.

(22) **Filed:** **Dec. 11, 2001**

DESCRIPTION

(51) **LOC (7) Cl.** **06-06**

(52) **U.S. Cl.** **D6/502**

(58) **Field of Search** D6/334, 335, 358,
D6/370, 376, 381, 500, 501, 502; 297/232

FIG. 1 is a left hand side view of a panel according to the invention, the right hand side being its mirror image; FIG. 2 is an elevation view of the front of the panel of FIG. 1; FIG. 3 is a top view of FIG. 2; FIG. 4 is an elevation view of the back side of the panel of FIG. 2; and, FIG. 5 is a bottom view of FIG. 2.


The broken lines shown in FIG. 2 are for illustrative purposes only and form no part of the claimed design.

(56) **References Cited**

U.S. PATENT DOCUMENTS

- D343,302 S * 1/1994 Caldwell D6/358
- D351,290 S * 10/1994 Chen D6/358
- D384,842 S * 10/1997 Kennedy D6/502
- D401,770 S * 12/1998 Jeng D6/358

1 Claim, 2 Drawing Sheets



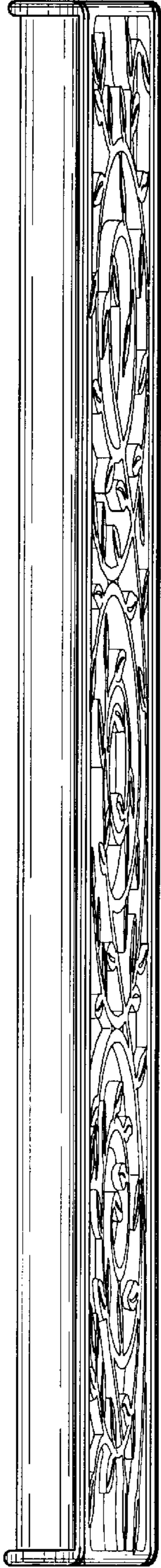


FIG. 3




FIG. 1

FIG. 2




FIG. 4



FIG. 5