



US00D466335S

(12) **United States Design Patent**
Dowding et al.

(10) **Patent No.:** **US D466,335 S**

(45) **Date of Patent:** **** Dec. 3, 2002**

(54) **PEDESTAL STAND**

(75) Inventors: **Andrea Walters Dowding**, Dresden, OH (US); **Lynn Poynter**, Columbus, OH (US); **Russell Gilbert**, Mountain View, AR (US); **Durward Staten**, Mountain View, AR (US)

(73) Assignee: **The Longaberger Company**, Newark, OH (US)

(**) Term: **14 Years**

(21) Appl. No.: **29/139,094**

(22) Filed: **Mar. 22, 2001**

(51) **LOC (7) Cl.** **06-04**

(52) **U.S. Cl.** **D6/458; D6/403**

(58) **Field of Search** D6/449, 458, 462, D6/466, 403; D7/354; D11/143, 144; 248/27.8, 146, 153, 175

(56) **References Cited**

U.S. PATENT DOCUMENTS

D45,601 S	*	4/1914	Mohrhenn	D7/354
D96,418 S	*	7/1935	Scott et al.	D6/403
D181,164 S	*	10/1957	Remstein	D6/458
D182,452 S	*	4/1958	Carrigan	D6/458

D193,942 S	*	10/1962	Wagnitz	D6/403
D233,674 S	*	11/1974	Ritzow	D6/449
D323,255 S	*	1/1992	Titus	D6/458
D397,261 S	*	8/1998	Sellers	D6/403
D405,290 S	*	2/1999	Hollinger	D6/403
D434,247 S	*	11/2000	Rosenberg	D6/403
D452,089 S	*	12/2001	Fritz	D6/458

* cited by examiner

Primary Examiner—Cathron C. Brooks

(74) *Attorney, Agent, or Firm*—Porter Wright Morris & Arthur LLP

(57) **CLAIM**

The ornamental design for pedestal stand, as shown and described.

DESCRIPTION

FIG. 1 is a perspective view of the pedestal stand showing our new design;

FIG. 2 is a front view thereof;

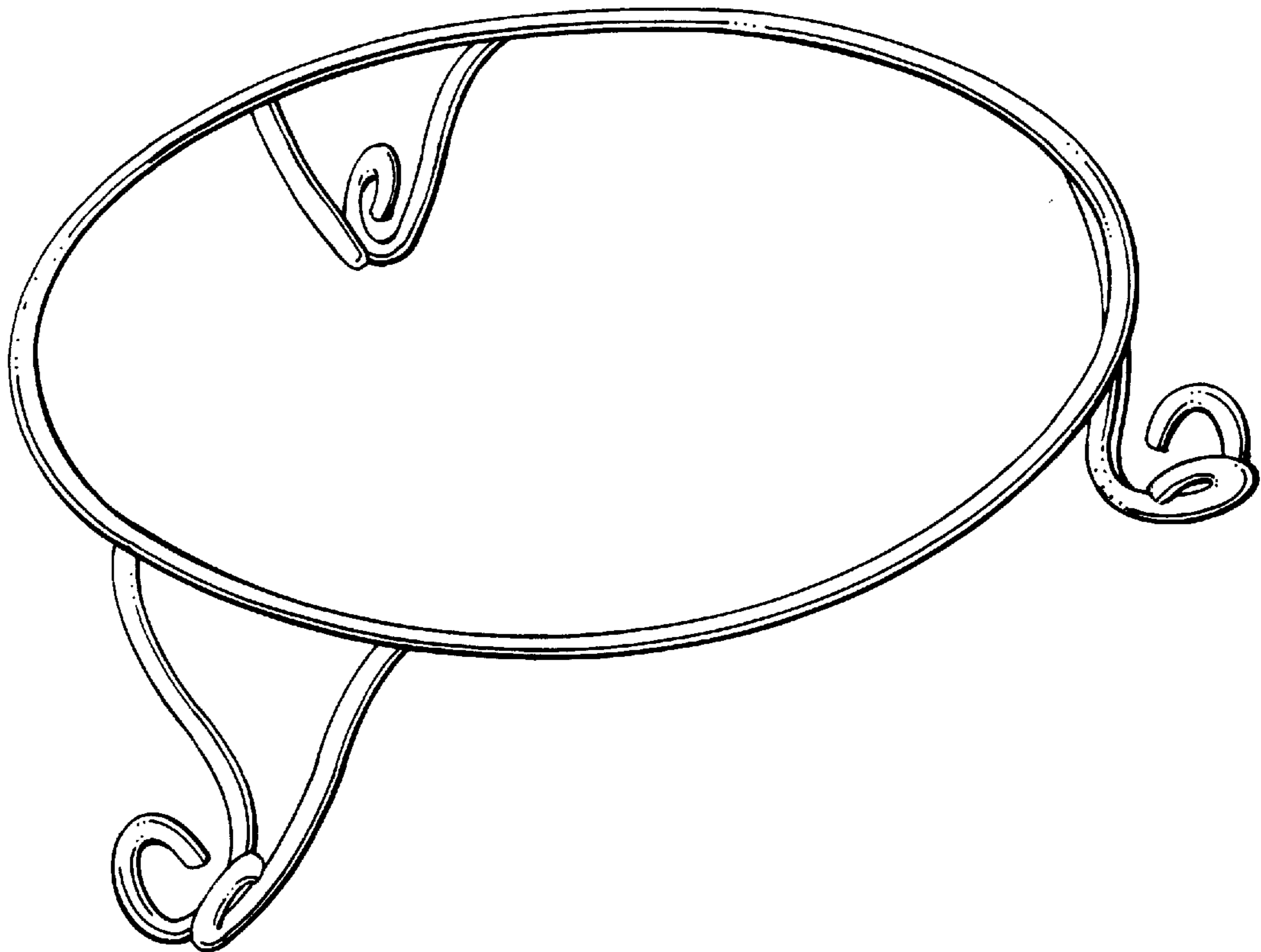
FIG. 3 is a top view thereof;

FIG. 4 is a rear view thereof;

FIG. 5 is a bottom view thereof; and,

FIG. 6 is a left side view thereof, the right side view being a mirror image thereof.

1 Claim, 3 Drawing Sheets



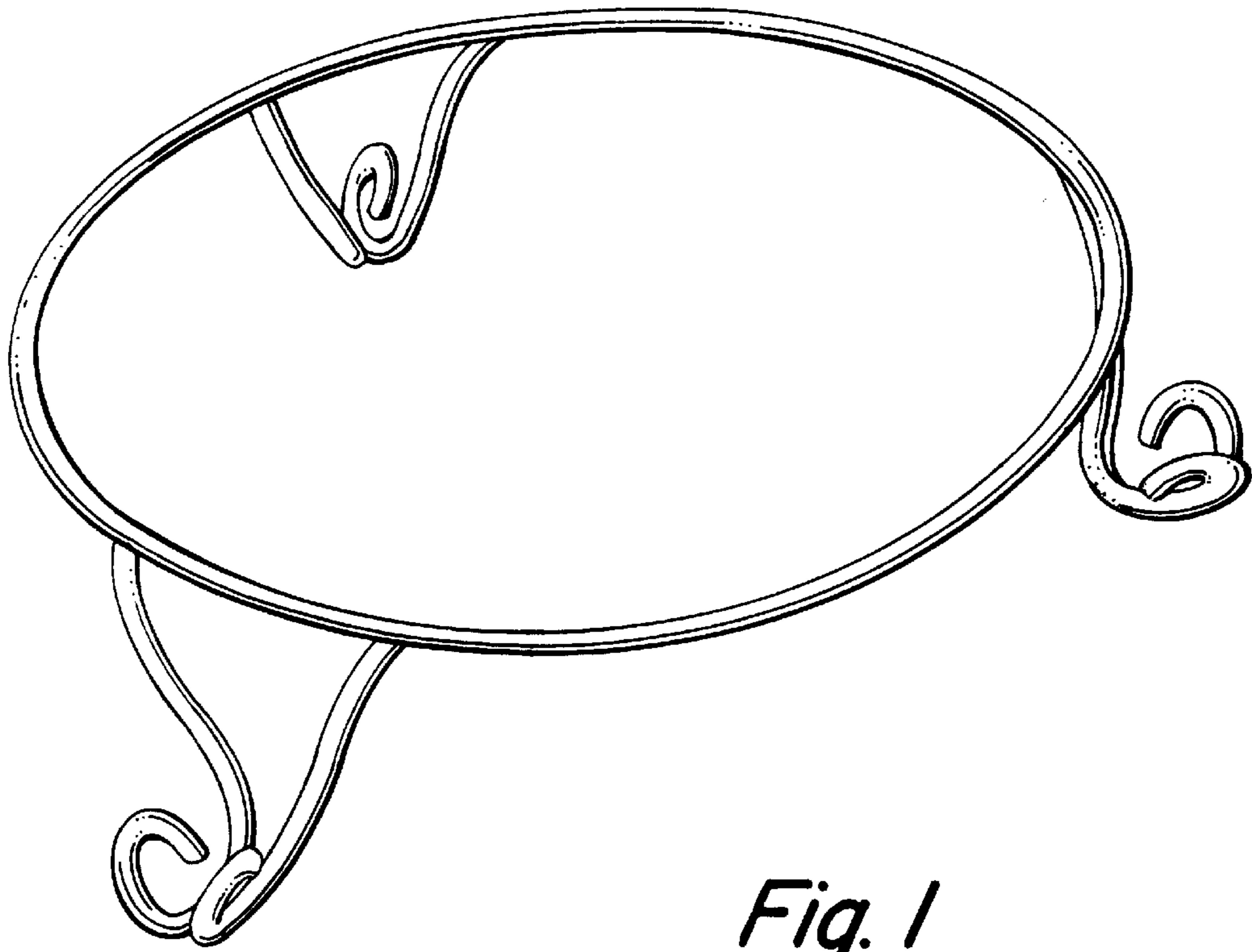


Fig. 1

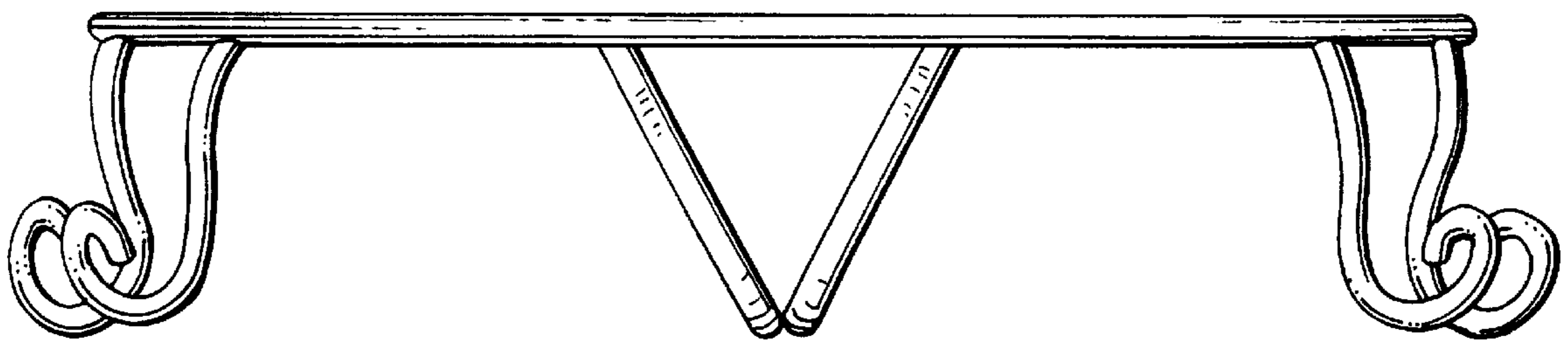


Fig. 2

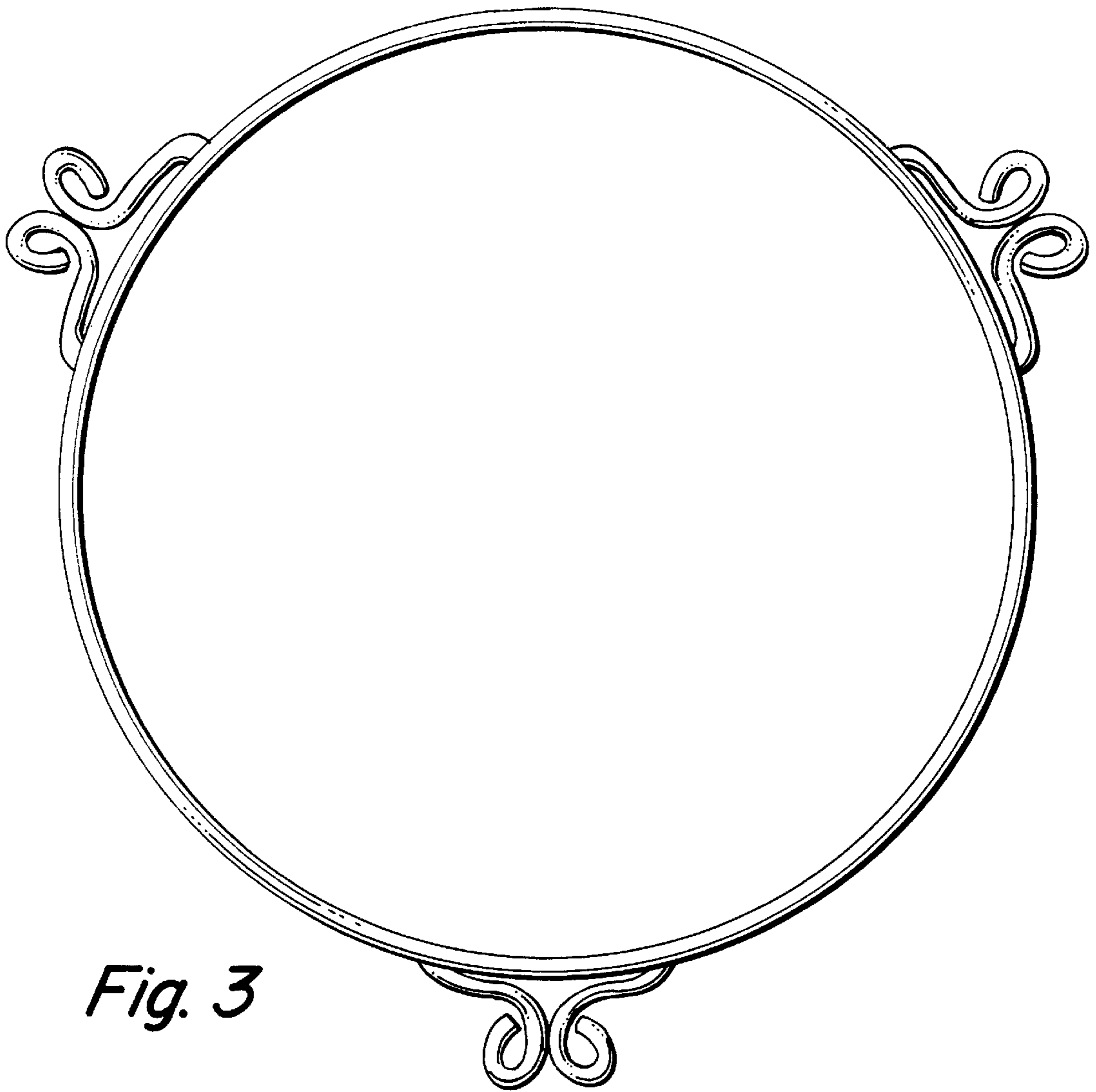


Fig. 3

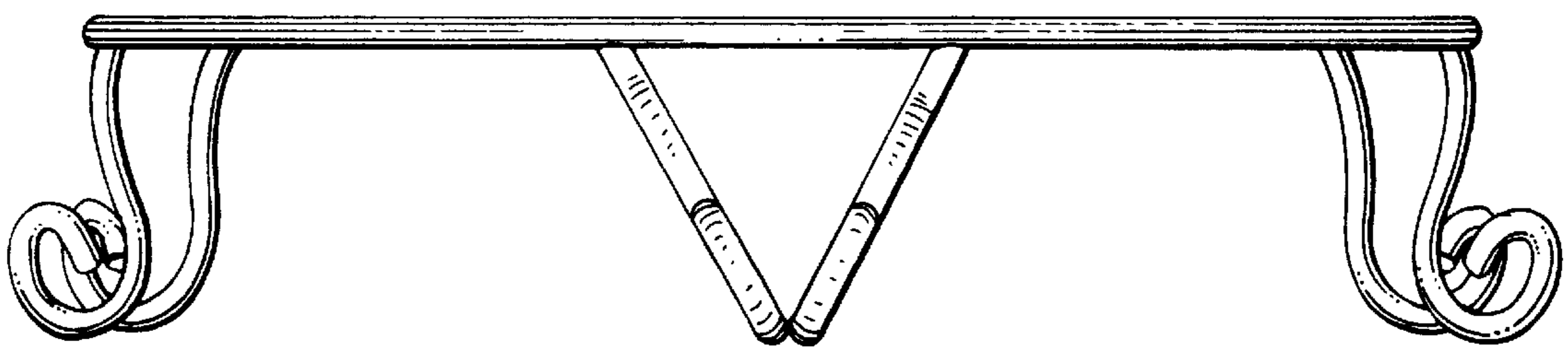


Fig. 4




Fig. 5




Fig. 6