

US00D466330S

(12) **United States Design Patent**
Pijanowski et al.

(10) **Patent No.:** **US D466,330 S**

(45) **Date of Patent:** **** Dec. 3, 2002**

(54) **COMPACT DISC HOLDER**

6,283,286 B1 * 9/2001 Hu 206/310
D453,081 S * 1/2002 Yu D6/407
6,354,435 B1 * 3/2002 Belden, Jr. et al. 206/310

(75) Inventors: **Stefan Alexander Pijanowski**,
Northants (GB); **Anthony Henry**
Joseph Fraser, London (GB); **Peter**
Antony Farrar, Leeds (GB)

* cited by examiner

(73) Assignee: **DuBOIS Limited** (GB)

Primary Examiner—Catherine R. Oliver
(74) *Attorney, Agent, or Firm*—Dickstein Shapiro Morin &
Oshinsky LLP

(**) Term: **14 Years**

(21) Appl. No.: **29/132,295**

(57) **CLAIM**

(22) Filed: **Nov. 7, 2000**

The ornamental design for a compact disc holder, as shown
and described.

Related U.S. Application Data

DESCRIPTION

(63) Continuation of application No. 29/115,596, filed on Dec.
20, 1999, which is a division of application No. 29/074,145,
filed on Jul. 28, 1997, now Pat. No. Des. 422,428, applica-
tion No. 29/132,295, which is a continuation-in-part of
application No. 29/065,719, filed on Apr. 17, 1996, now
abandoned.

FIG. 1 is a perspective view of a disc holder showing my
new design; and,

(51) **LOC (7) Cl.** **14-99**

(52) **U.S. Cl.** **D6/407**

(58) **Field of Search** D6/407, 627, 630,
D6/631, 632, 633, 634; 206/308.1, 309,
310, 311, 312, 493, 307.1

FIG. 2 is a top plan view of the disc holder shown in FIG.
1.

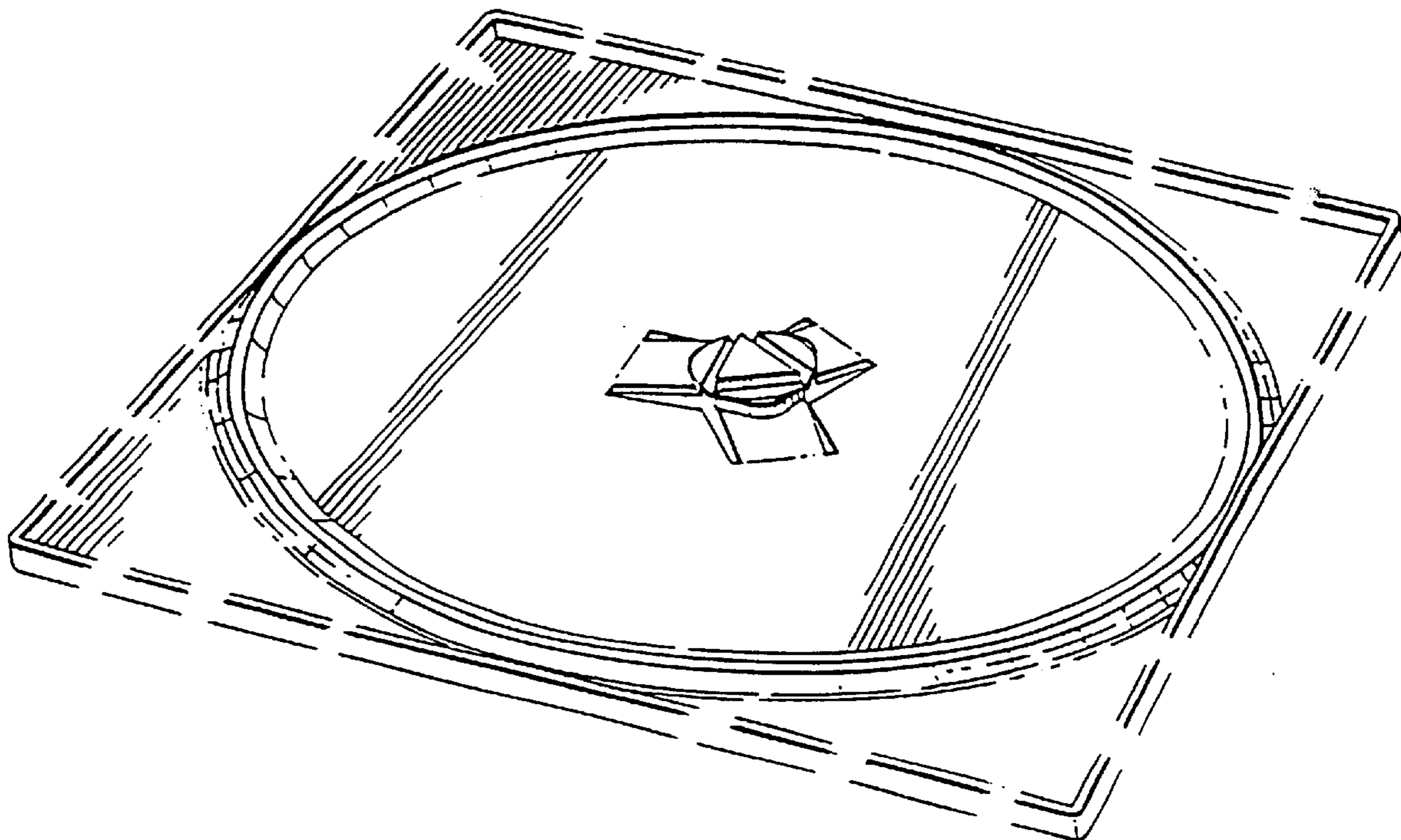
The surfaces or portions of the article not shown in the
drawings or described in the specification form no part of the
claimed design. In addition, the broken line showing of
environment is for illustrative purposes only and forms no
part of the claimed design.

(56) **References Cited**

U.S. PATENT DOCUMENTS

6,196,384 B1 * 3/2001 Belden, Jr. 206/308.1

1 Claim, 2 Drawing Sheets



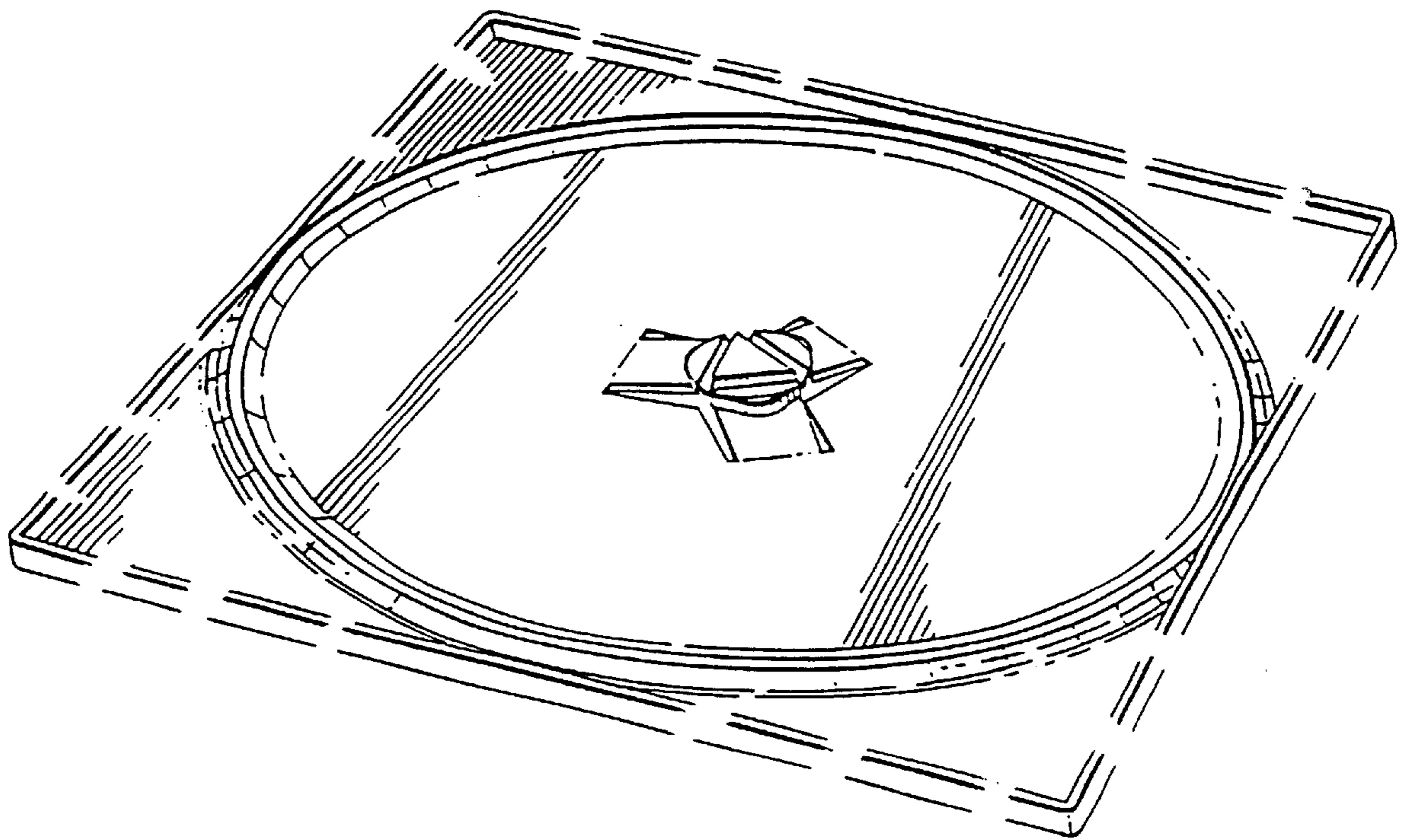


Fig. 1

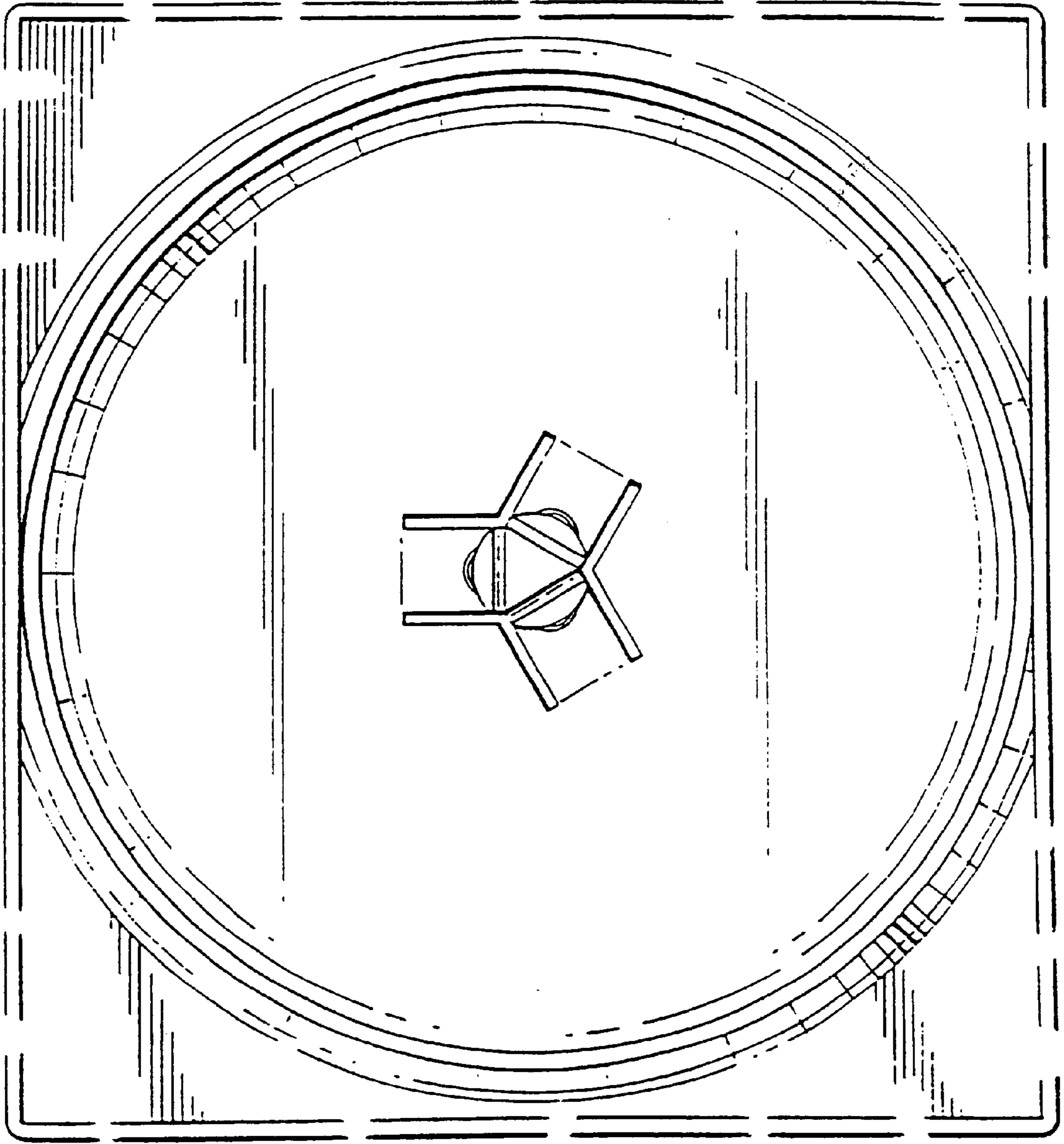


Fig. 2