



US00D466324S

(12) **United States Design Patent**
Nicoletti

(10) **Patent No.: US D466,324 S**

(45) **Date of Patent: ** Dec. 3, 2002**

(54) **SOFA**
(75) **Inventor: Giuseppe Nicoletti, Matera (IT)**
(73) **Assignee: Nicoletti S.p.A., Matera (IT)**
(**) **Term: 14 Years**

(21) **Appl. No.: 29/149,099**
(22) **Filed: Oct. 4, 2001**

(30) **Foreign Application Priority Data**
Apr. 4, 2001 (IT) RM0100078
(51) **LOC (7) Cl. 06-01**
(52) **U.S. Cl. D6/381**
(58) **Field of Search D6/334, 335, 336,**
D6/364, 367, 371, 381, 500, 501, 502;
5/12.1; 297/232

(56) **References Cited**
U.S. PATENT DOCUMENTS
D115,429 S * 6/1939 Stoll D6/381
D401,078 S * 11/1998 Relling D6/381
D407,229 S * 3/1999 Riboldi D6/381
D431,925 S * 10/2000 Natuzzi et al. D6/381
D432,807 S * 10/2000 Gollinucci D6/381

D439,431 S * 3/2001 Binder et al. D6/381
D443,996 S * 6/2001 Nicoletti D6/381
D444,641 S * 7/2001 Lipparini D6/381

* cited by examiner

Primary Examiner—Gary D. Watson
(74) *Attorney, Agent, or Firm*—Browdy and Neimark


(57) **CLAIM**

The ornamental design for a sofa, as shown and described.

DESCRIPTION

FIG. 1 is a front elevational view of a seat showing my new design in the form of a sofa;
FIG. 2 is rear view thereof;
FIG. 3 is a top plan view thereof;
FIG. 4 is a bottom view thereof;
FIG. 5 is a right elevational view, the left side being a mirror image thereof;
FIG. 6 is a front perspective view thereof with the respective headrest flaps inclined with a different angle relative to FIGS. 1, 2, 3, 4 and 5;
FIG. 7 is a front elevational view relative to FIG. 6;
FIG. 8 is a top plan view relative to FIG. 6;
FIG. 9 is a bottom view relative to FIG. 6; and,
FIG. 10 is a rear view relative to FIG. 6.

1 Claim, 5 Drawing Sheets






FIG. 1

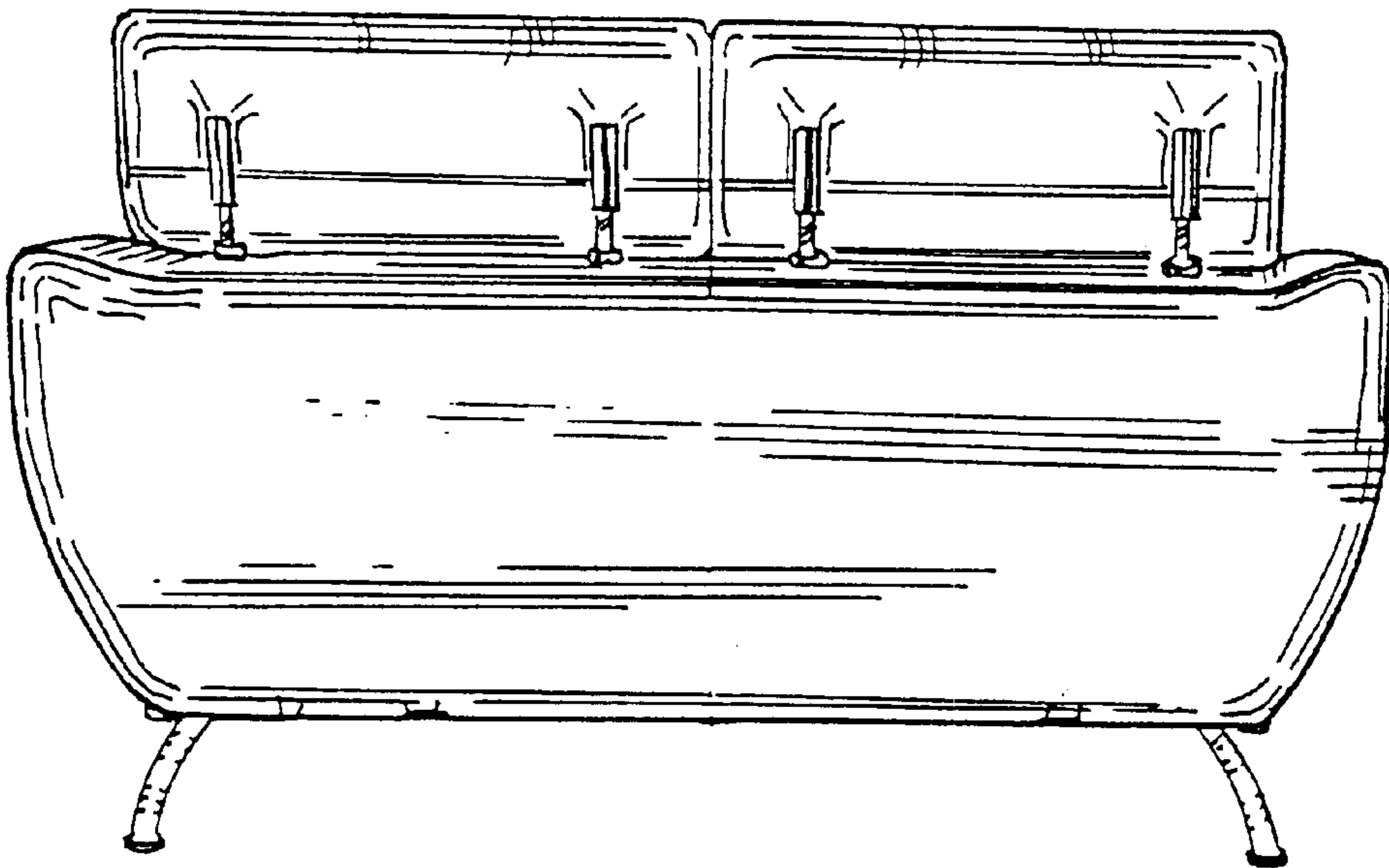


FIG. 2




FIG. 3




FIG. 4

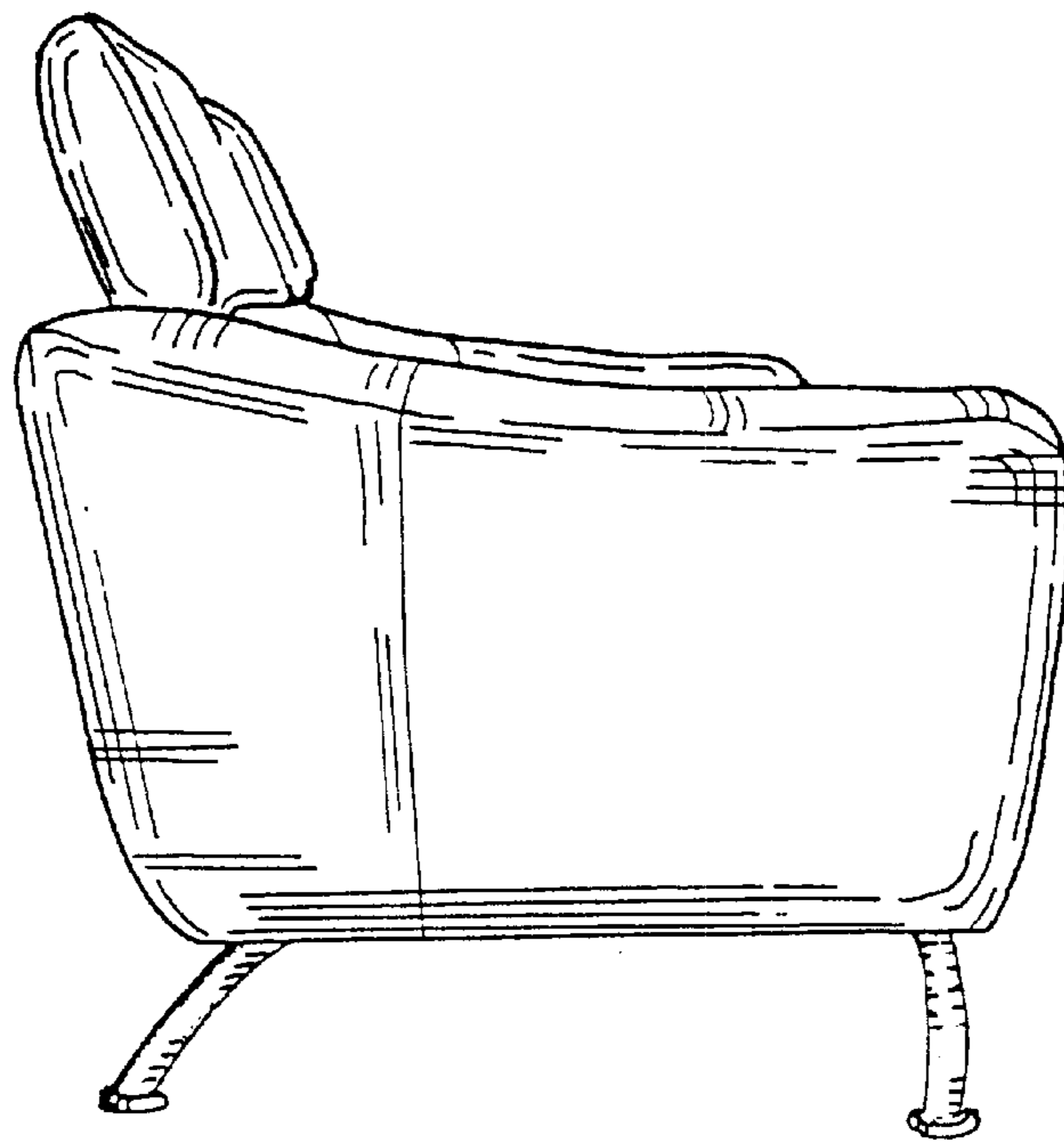


FIG. 5

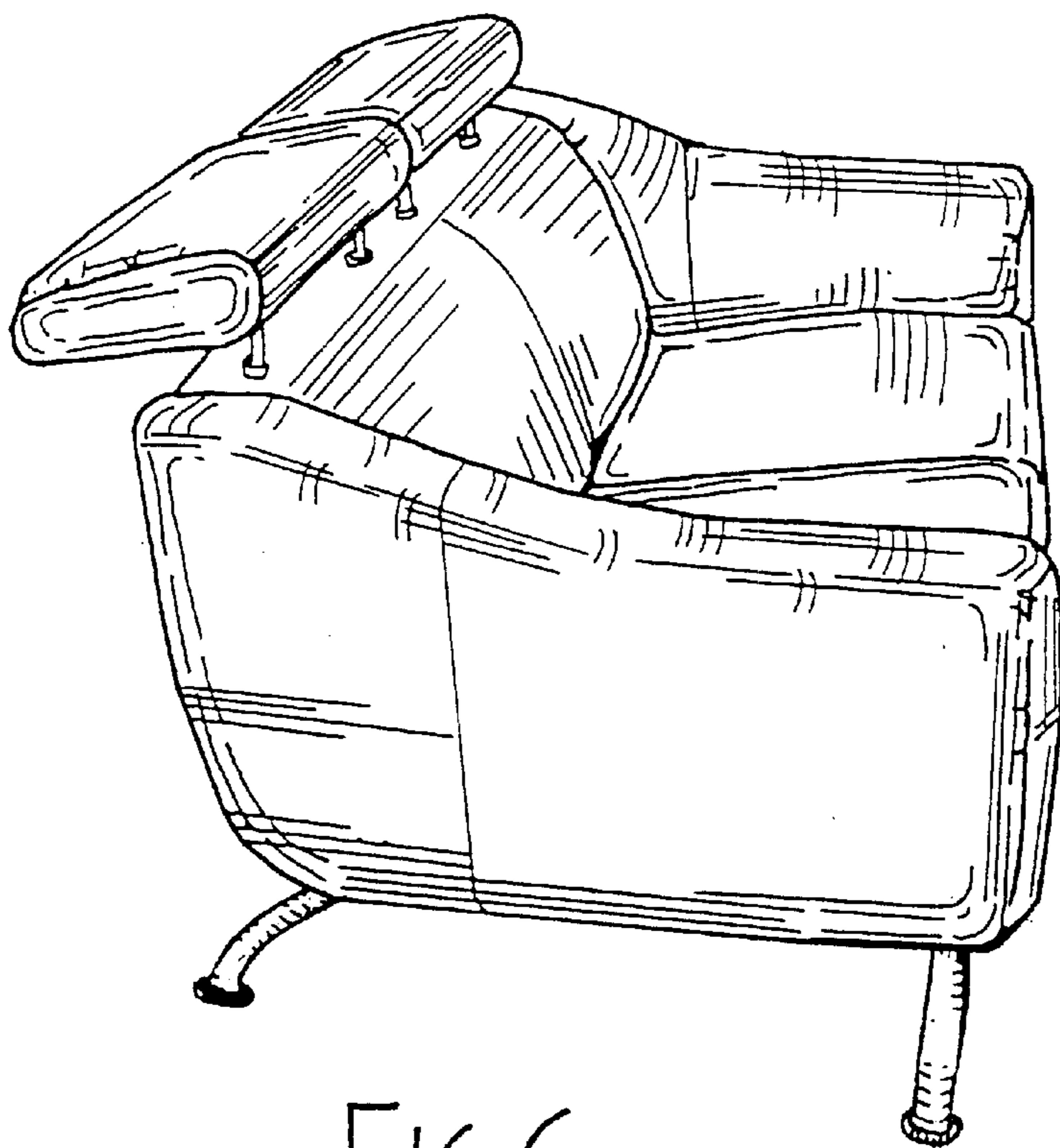


FIG. 6

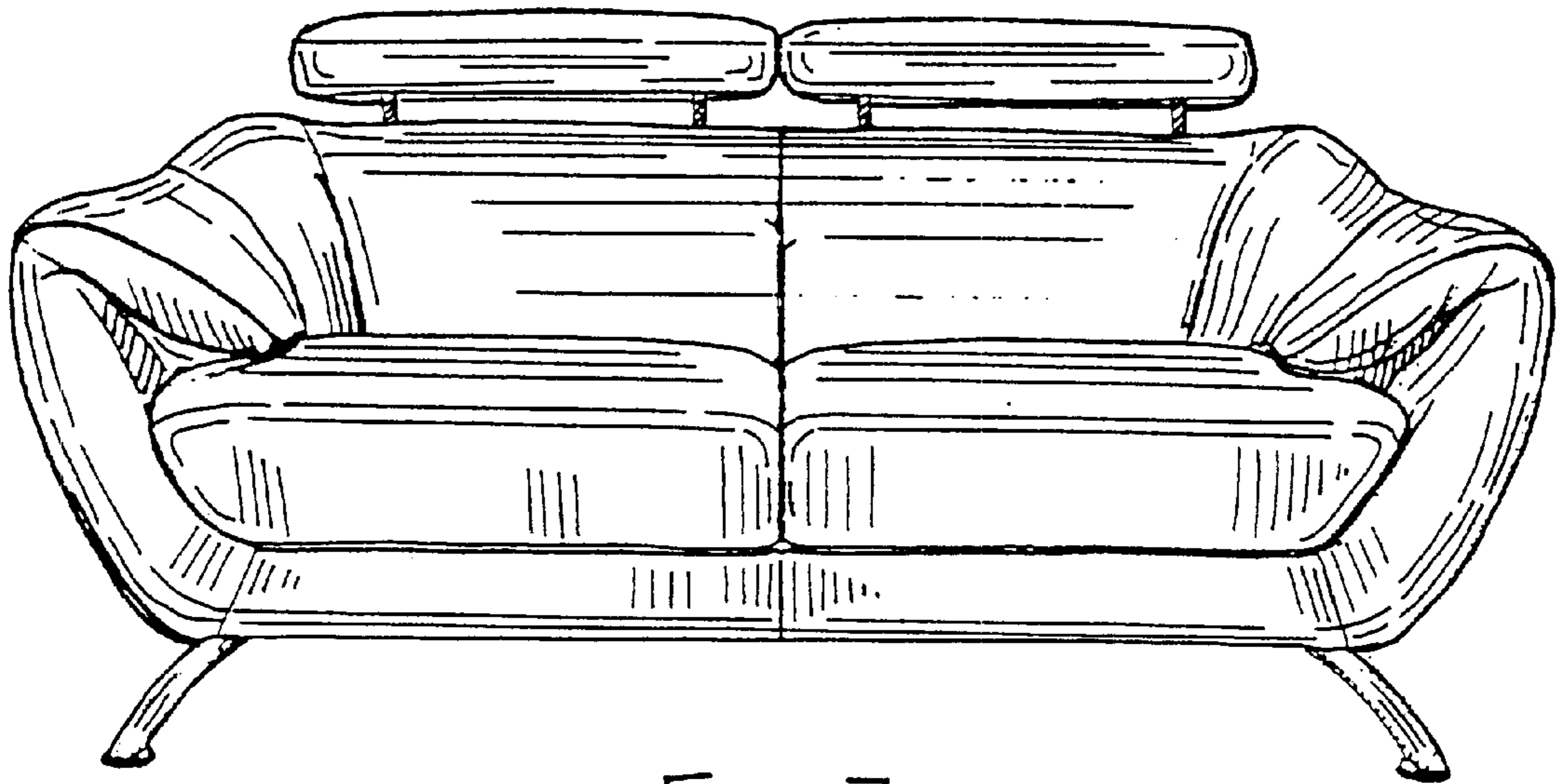


FIG. 7




FIG. 8

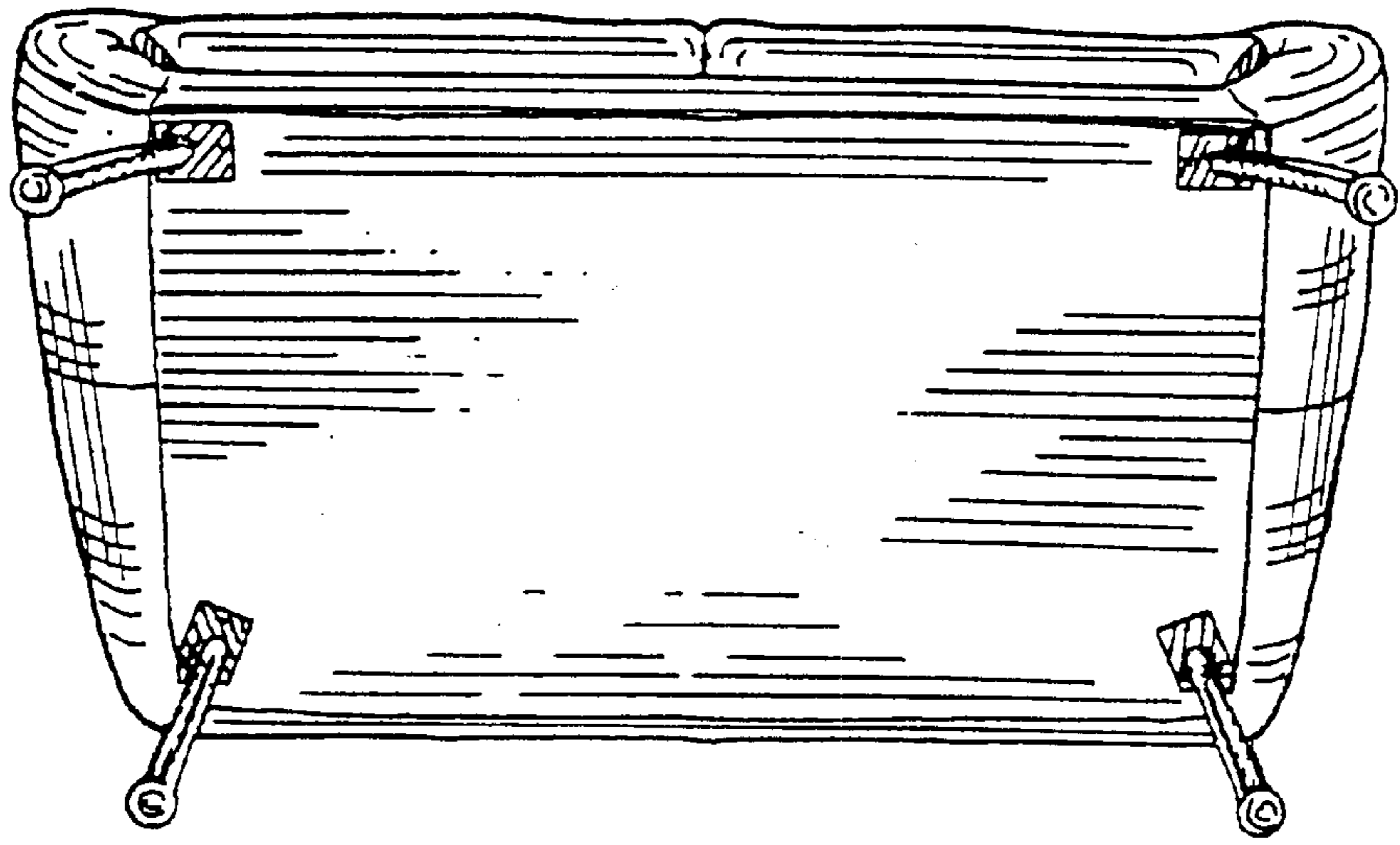


FIG. 9




FIG. 10