



US00D466322S

(12) **United States Design Patent**  
**Tobin, Jr.**

(10) **Patent No.:** **US D466,322 S**

(45) **Date of Patent:** **\*\* Dec. 3, 2002**

(54) **SEAT**

(75) **Inventor:** **Avis Edward Tobin, Jr.**, Lexington, NC (US)

(73) **Assignee:** **Thomasville Furniture Industries, Inc.**, Thomasville, NC (US)

(\*\*) **Term:** **14 Years**

(21) **Appl. No.:** **29/158,510**

(22) **Filed:** **Apr. 4, 2002**

(51) **LOC (7) Cl.** ..... **06-01**

(52) **U.S. Cl.** ..... **D6/379; D6/334**

(58) **Field of Search** ..... D6/334, 374, 379, D6/380, 500, 501, 502; 297/445.1, 446.1

(56) **References Cited**

**U.S. PATENT DOCUMENTS**

D86,038 S	*	1/1932	Macomber	.....	D6/379
D242,308 S	*	11/1976	Adkinson	.....	D6/379
D369,919 S	*	5/1996	Lenger	.....	D6/379
D384,826 S	*	10/1997	Hutton	.....	D6/334
D459,102 S	*	6/2002	Keller	.....	D6/379
D459,906 S	*	7/2002	Stanton	.....	D6/379

**OTHER PUBLICATIONS**

Levenger, P. 61, Chair shown.\*  
Furniture today, p. 152, chair at mid-page right, as marked, Apr. 3, 2000.\*  
Bloomsbury Club Chair, British Gentry Collection brochure, Thomasville Furniture Industries, Inc., p. 13, 2000.

Arm Chair, Carlyle Collection brochure, Henredon Furniture Industries, Inc., p. 12, 1998.

Side Chair, Carlyle Collection brochure, Henredon Furniture Industries, Inc., p. 22, 1998.

Photo of Side Chair, source and date unknown, available as of filing date.

\* cited by examiner

*Primary Examiner*—Gary D. Watson

(74) *Attorney, Agent, or Firm*—Womble Carlyle Sandridge & Rice, PLLC

(57) **CLAIM**

The ornamental design for a seat, as shown and described.

**DESCRIPTION**

FIG. 1 is a left front perspective view of a seat showing my new design;

FIG. 2 is a side elevational view, the opposite side being a mirror image thereof;

FIG. 3 is a front elevational view thereof;



FIG. 4 is a rear elevational view thereof;

FIG. 5 is a left front perspective view of a second embodiment of a seat showing my new design without the arms; and,

FIG. 6 is a side elevational view thereof, the opposite side being a mirror image.

The views of the seat not shown form no part of the claimed design. The dashed lines depicting casters and seat-back buttons represent environmental elements only and form no part of the claimed design.

**1 Claim, 6 Drawing Sheets**






FIG. 1

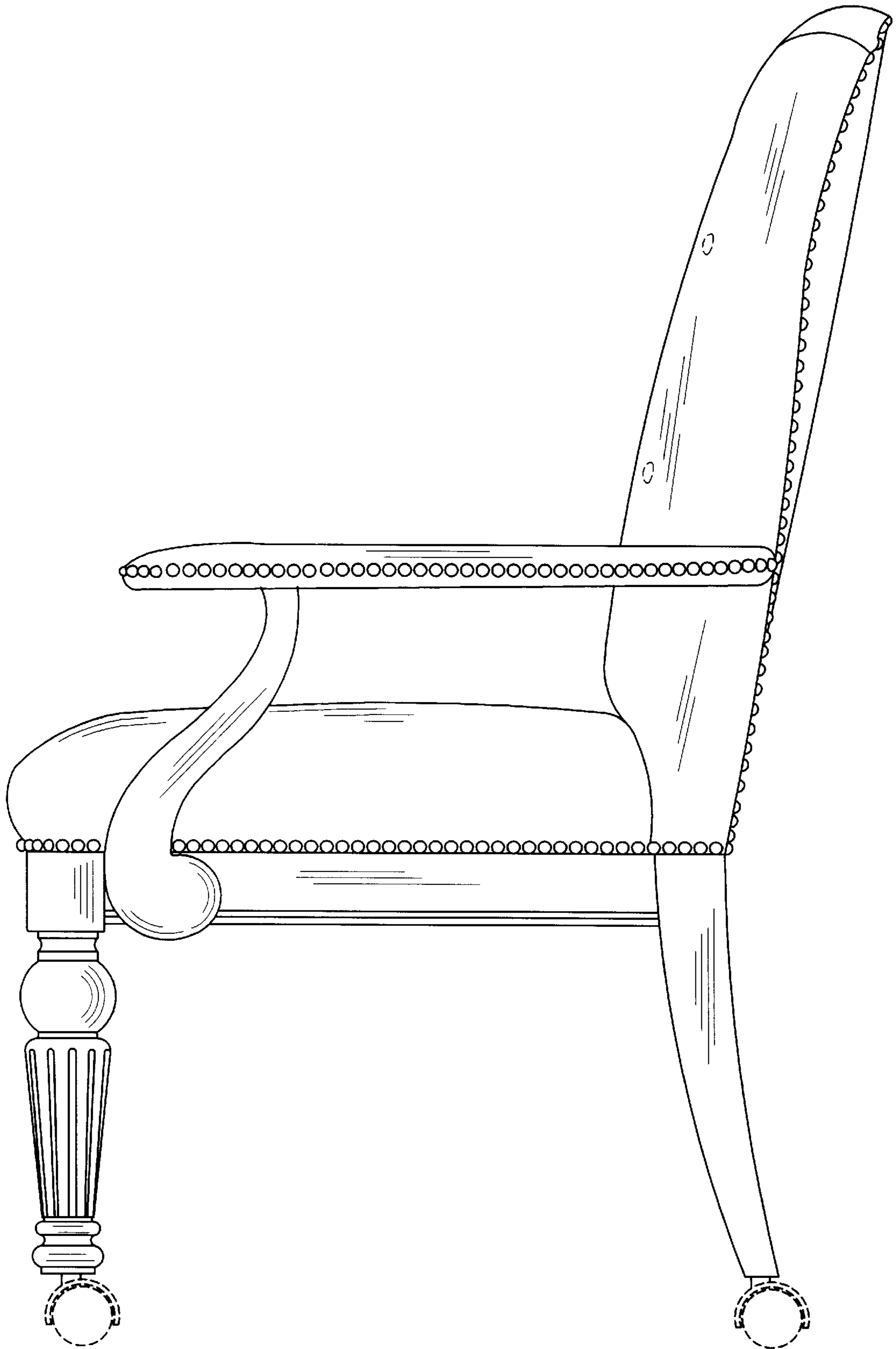


FIG. 2

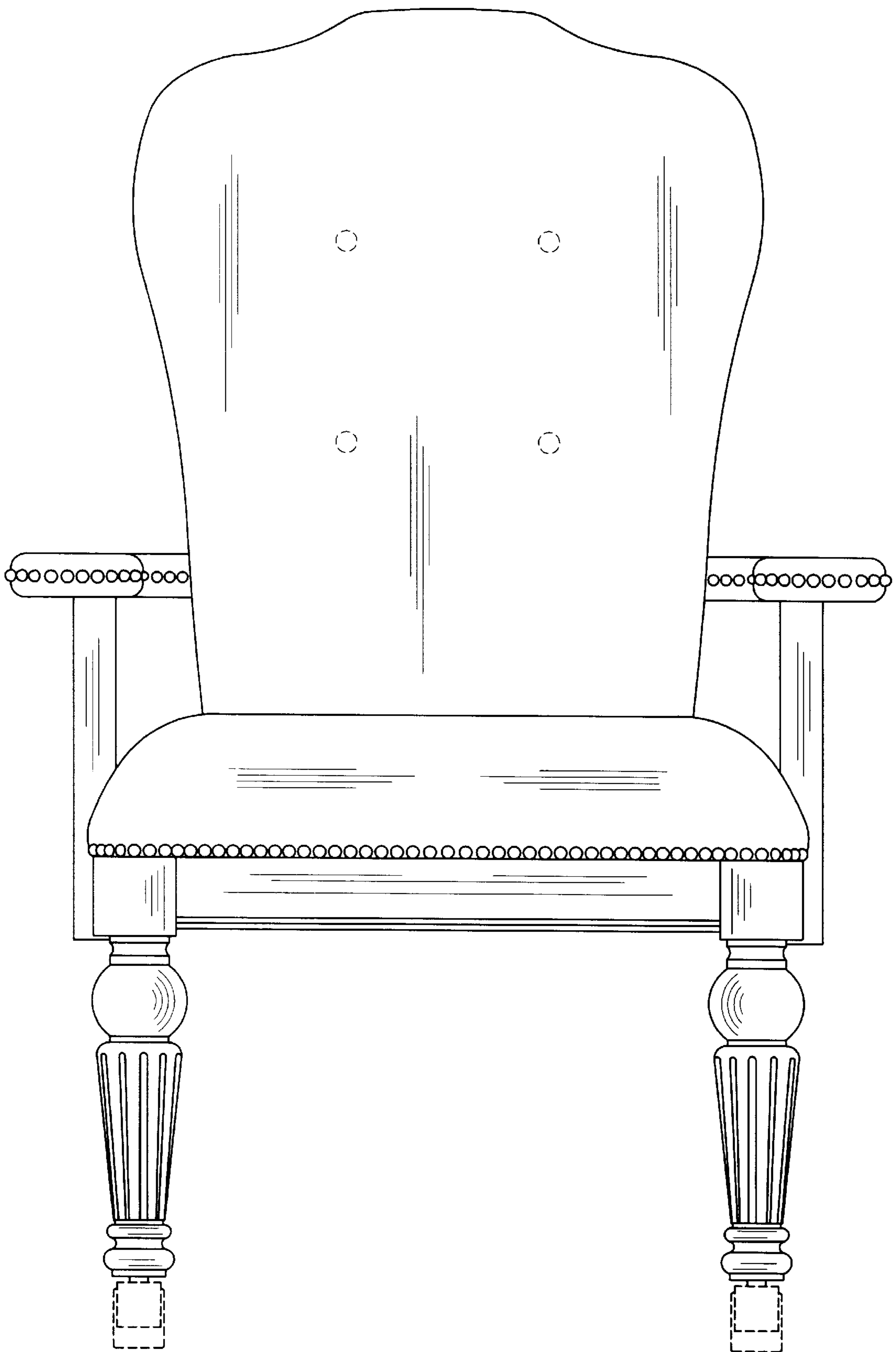


FIG. 3

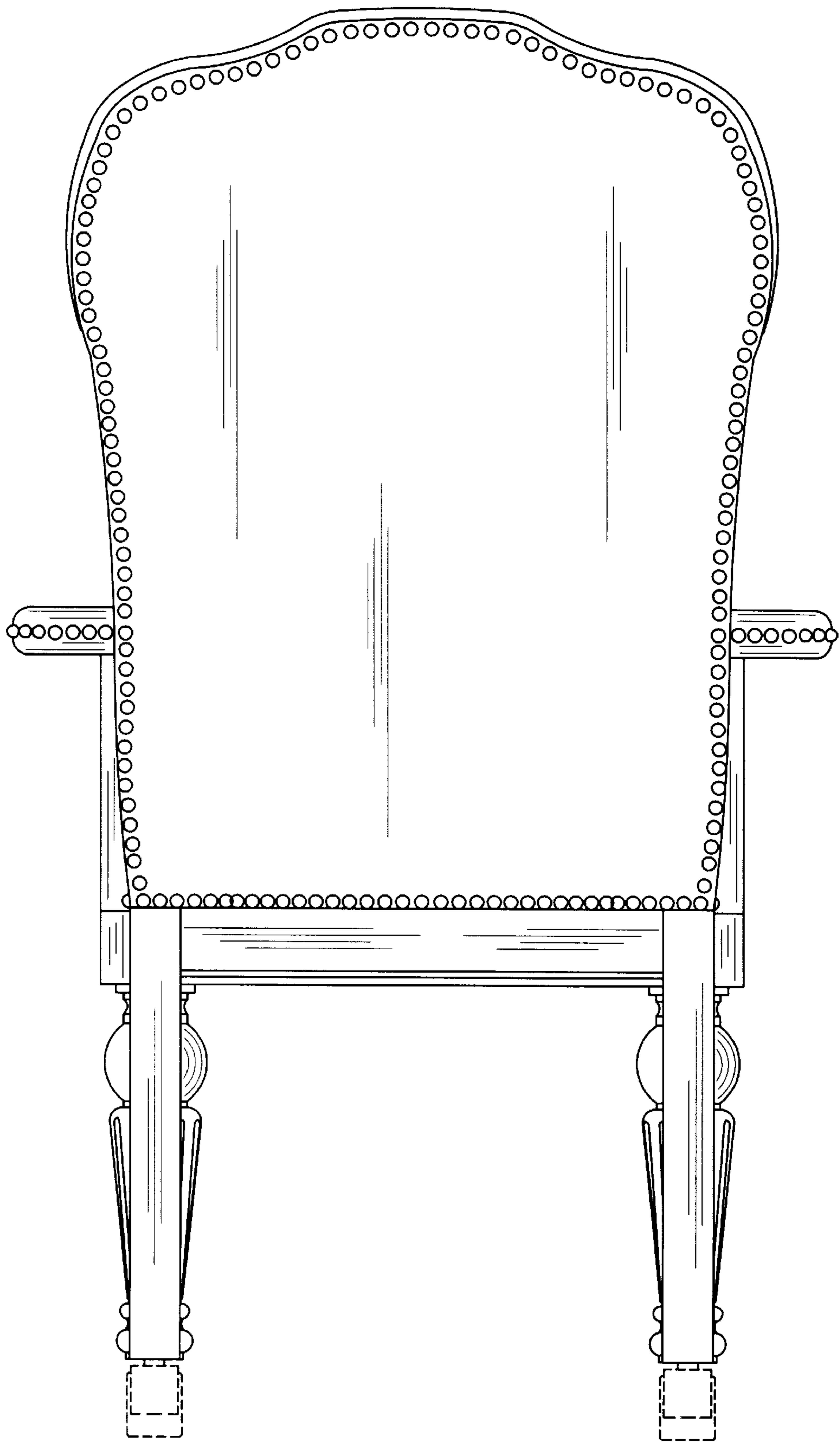


FIG. 4

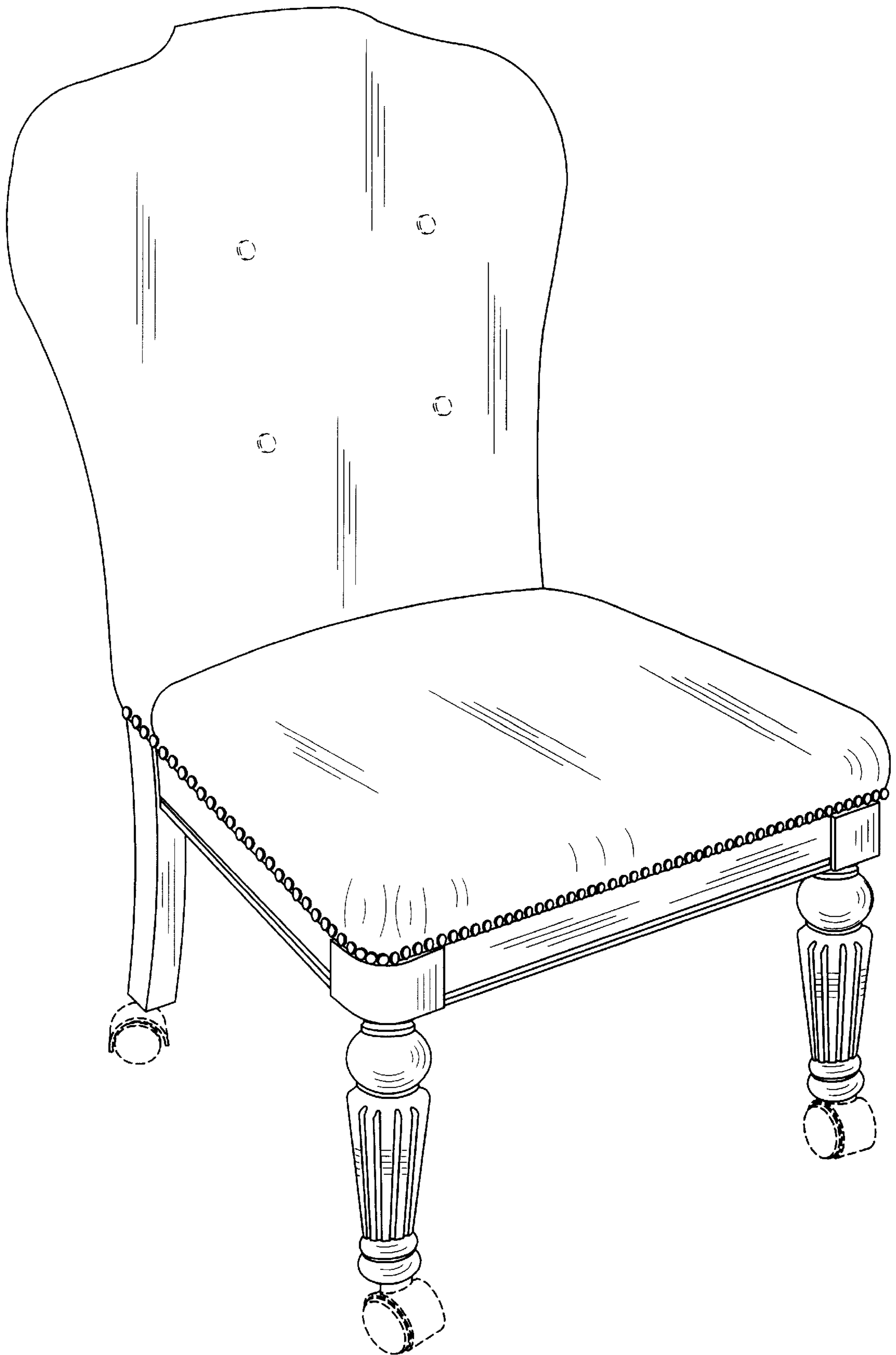


FIG. 5

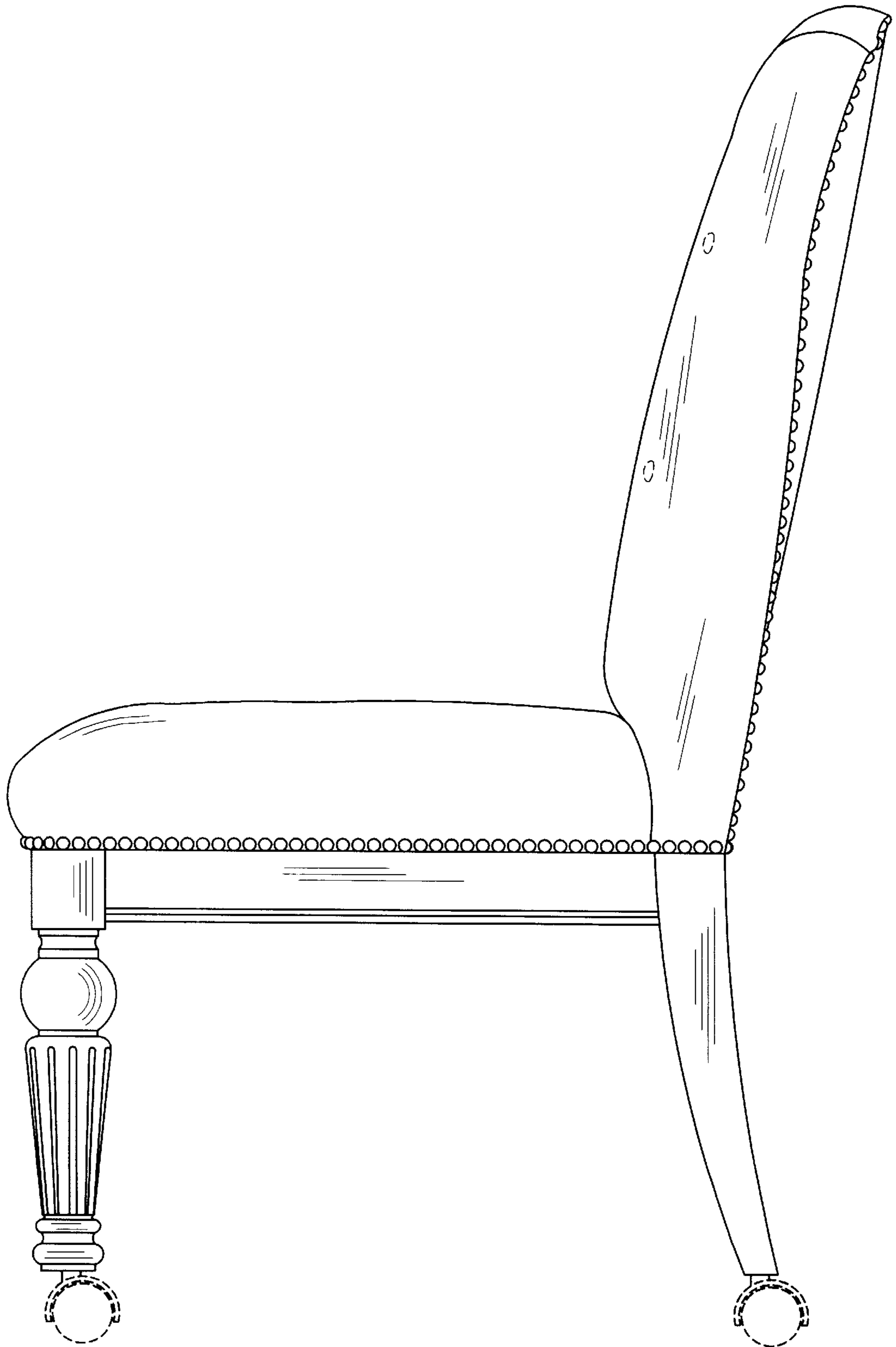


FIG. 6