



US00D466320S

(12) **United States Design Patent**
Tobin, Jr.

(10) **Patent No.:** **US D466,320 S**

(45) **Date of Patent:** **** Dec. 3, 2002**

(54) **SEAT**

(75) **Inventor:** **Avis Edward Tobin, Jr.**, Lexington, NC (US)

(73) **Assignee:** **Thomasville Furniture Industries, Inc.**, Thomasville, NC (US)

(**) **Term:** **14 Years**

(21) **Appl. No.:** **29/156,150**

(22) **Filed:** **Feb. 25, 2002**

(51) **LOC (7) Cl.** **06-01**

(52) **U.S. Cl.** **D6/379; D6/380**

(58) **Field of Search** D6/334, 370, 374,
D6/379, 380, 500, 501, 502; 297/446.1,
452.63

(56) **References Cited**

U.S. PATENT DOCUMENTS

D189,240 S	*	11/1960	Solomon	D6/502
D233,102 S	*	10/1974	Watanabe	D6/380
D266,813 S	*	11/1982	Welch	D6/500
D341,492 S	*	11/1993	Caldwell	D6/379 X
D341,956 S	*	12/1993	Martin	D6/379
D366,160 S		1/1996	Walters, III et al.	D6/370
D366,793 S	*	2/1996	Barile	D6/502
D410,803 S	*	6/1999	Kreiss	D6/379
D437,135 S		2/2001	Cain	D6/370
D454,736 S	*	3/2002	Soy et al.	D6/502

OTHER PUBLICATIONS

Chairs & Couches by Curtis, p. 10, chair at center page, as marked, ©1977.*

Splat Back Arm Chair, Stone Terrace Collection brochure, Thomasville Furniture Industries, Inc., p. 11, 1994.

Desk Side Chair, Affinity Collection brochure, Thomasville Furniture Industries, Inc., p. 13, available as of filing date.

* cited by examiner

Primary Examiner—Gary D. Watson

(74) *Attorney, Agent, or Firm*—Womble Carlyle Sandridge & Rice, PLLC

(57) **CLAIM**

The ornamental design for a seat, as shown and described.

DESCRIPTION

FIG. 1 is a left front perspective view of a seat showing my new design;

FIG. 2 is a front perspective view thereof;

FIG. 3 is a side elevational view, the opposite side being a mirror image thereof;

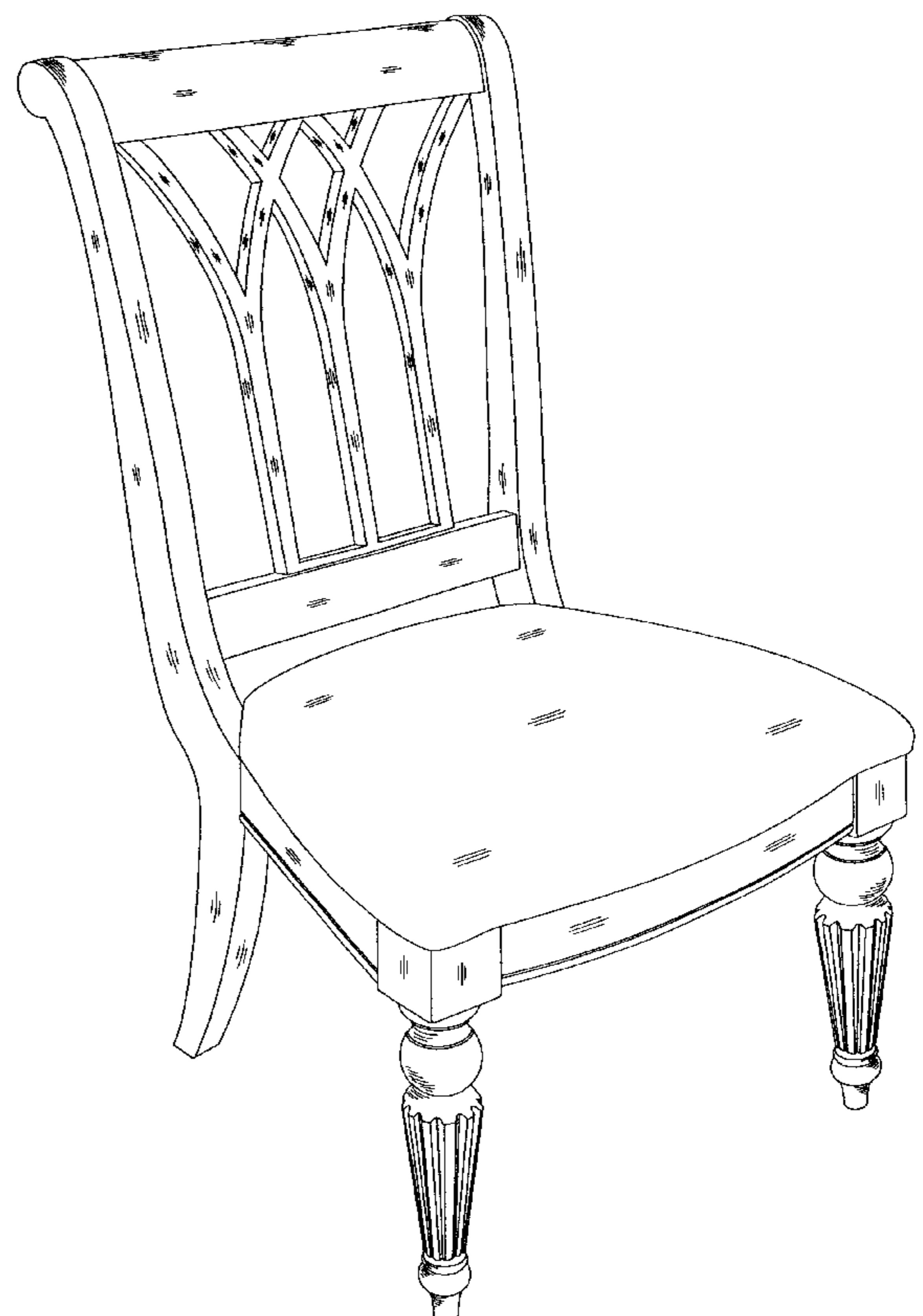

FIG. 4 is a rear elevational view thereof;

FIG. 5 is a left front perspective view of a second embodiment of a seat showing my new design without the arms; and,

FIG. 6 is a side elevational view thereof, the opposite side being a mirror image.

The views of the seat not shown form no part of the claimed design.

1 Claim, 6 Drawing Sheets






FIG. 1

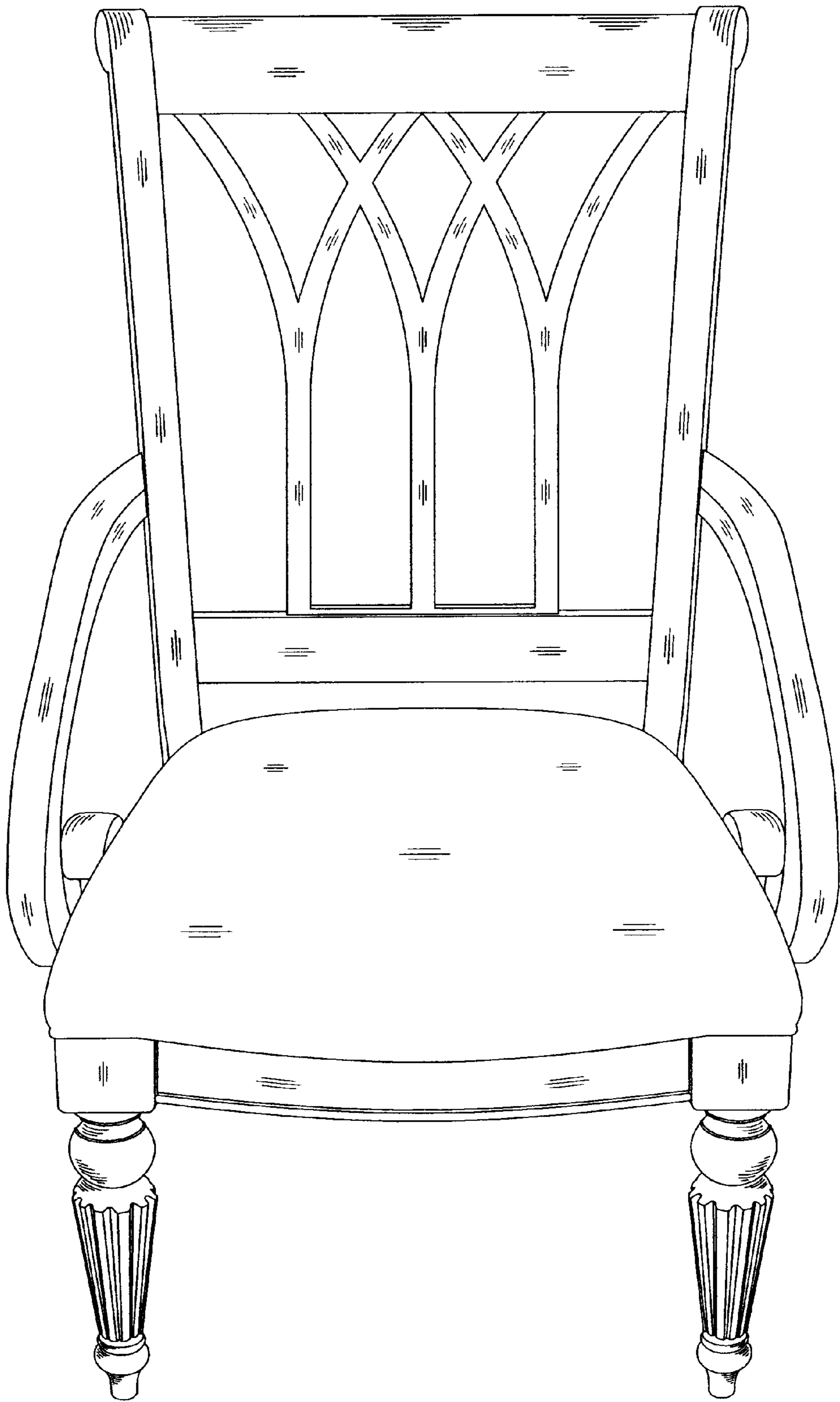


FIG. 2

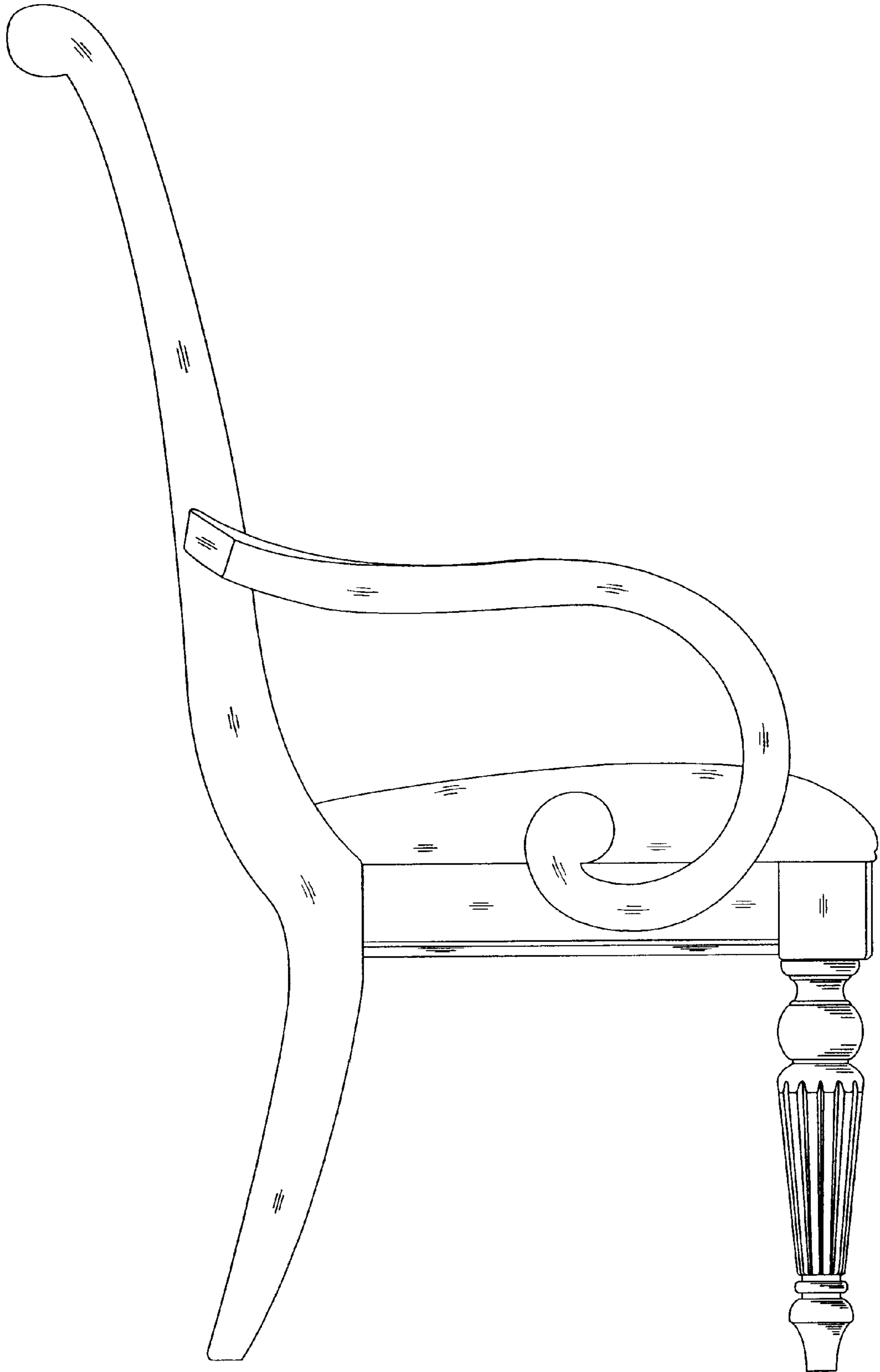


FIG. 3




FIG. 4




FIG. 5

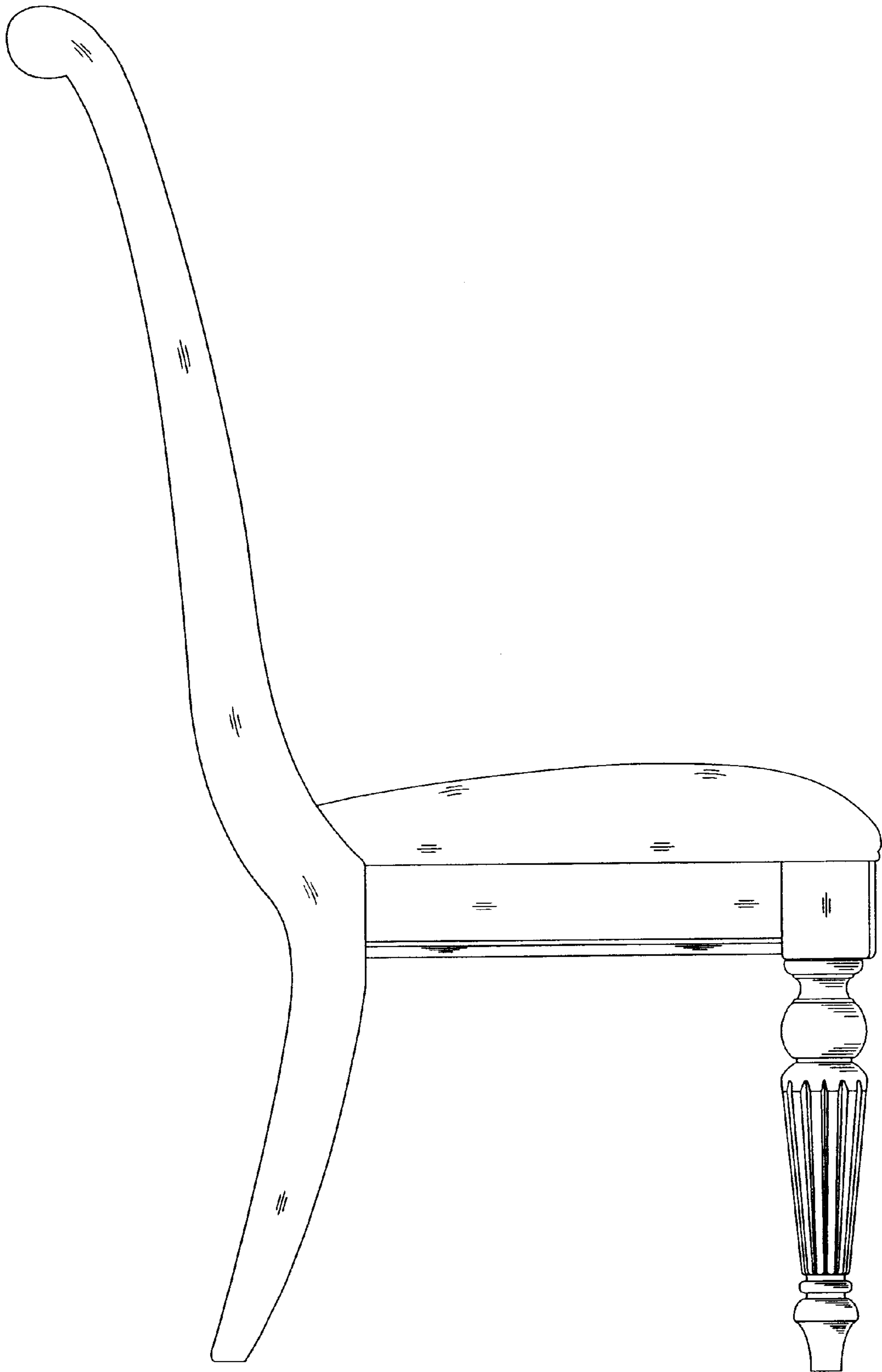


FIG. 6