



US00D466306S

(12) **United States Design Patent**
Skwarek et al.

(10) **Patent No.: US D466,306 S**

(45) **Date of Patent: ** Dec. 3, 2002**

(54) **BRUSH**

(75) **Inventors: Gary Michael Skwarek**, Roselle Park, NJ (US); **Joh Mark Wofford**, Mount Vernon, NY (US); **Anthony E. LaPetri**, Glen Head, NY (US)

(73) **Assignee: Combe Incorporated**, White Plains, NY (US)

(**) **Term: 14 Years**

(21) **Appl. No.: 29/157,045**

(22) **Filed: Mar. 11, 2002**

(51) **LOC (7) Cl. 04-02**

(52) **U.S. Cl. D4/117; D4/136**

(58) **Field of Search** D4/117, 119, 120, D4/132, 134, 136, 138; D28/10, 20, 21, 25, 29, 30; 15/105, 143.1, 159.1, 160; 132/120, 121, 139, 148, 150, 212, 901

(56) **References Cited**

U.S. PATENT DOCUMENTS

D159,106 S * 6/1950 Stamp D4/117
D183,167 S * 7/1958 Grace D4/117

D211,677 S * 7/1968 Bulow D28/29
D268,225 S * 3/1983 Ellenson D4/117
D370,304 S * 5/1996 Schach D28/10

FOREIGN PATENT DOCUMENTS

JP 11-46863 * 2/1999 A46B/5/00

* cited by examiner

Primary Examiner—M. H. Tung

Assistant Examiner—Lavone Tabor

(74) *Attorney, Agent, or Firm*—Hedman & Costigan, P.C.

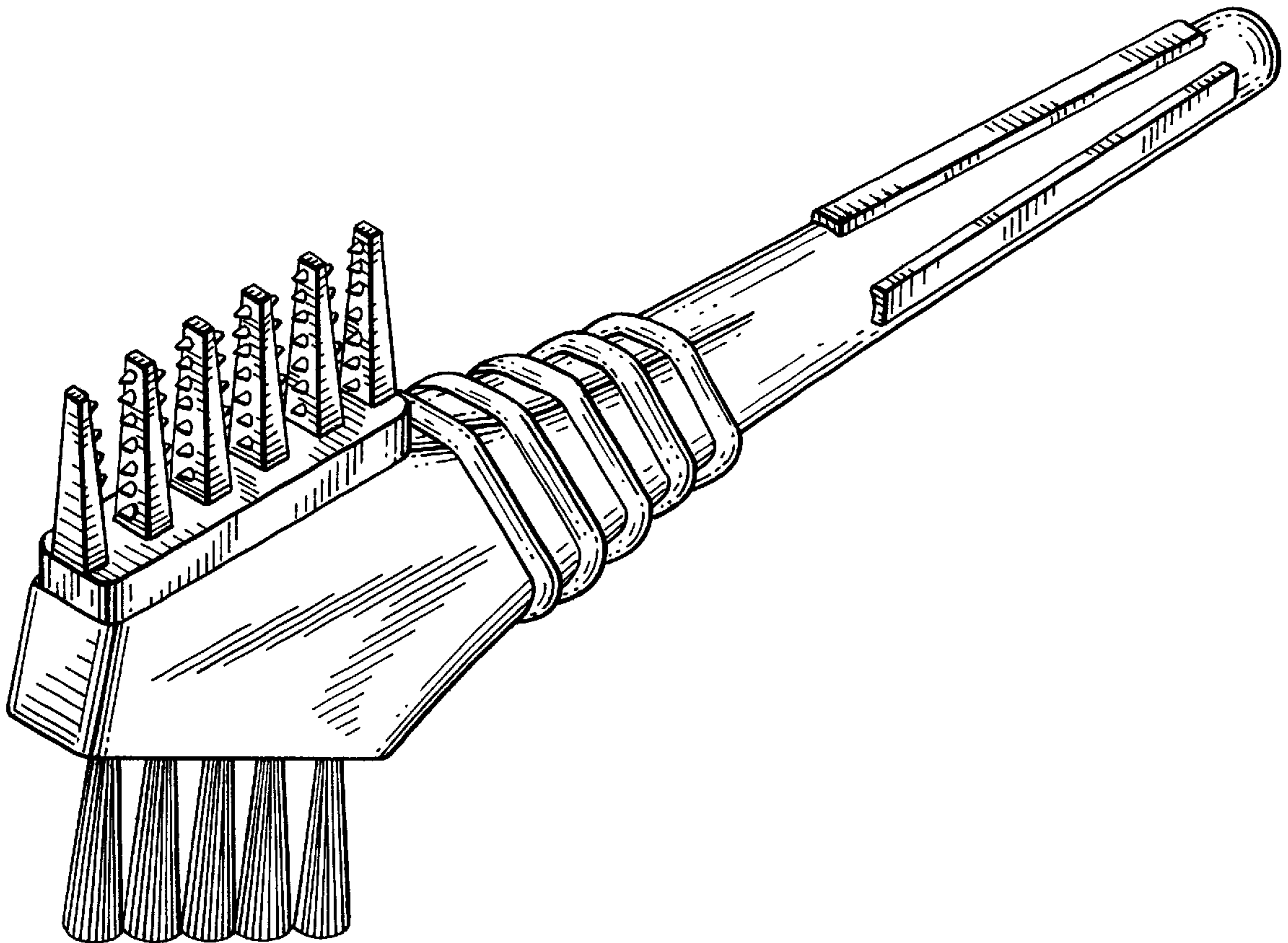
(57) **CLAIM**

The ornamental design for a brush, as shown and described.

DESCRIPTION

FIG. 1 is a front perspective view of the brush according to our design;
FIG. 2 is a left side view of our design;
FIG. 3 is a top view of our design;
FIG. 4 is a front side view of our design which is a mirror image of thge back of our design;
FIG. 5 is a right side view our design; and,
FIG. 6 is a bottom view of our design.

1 Claim, 3 Drawing Sheets



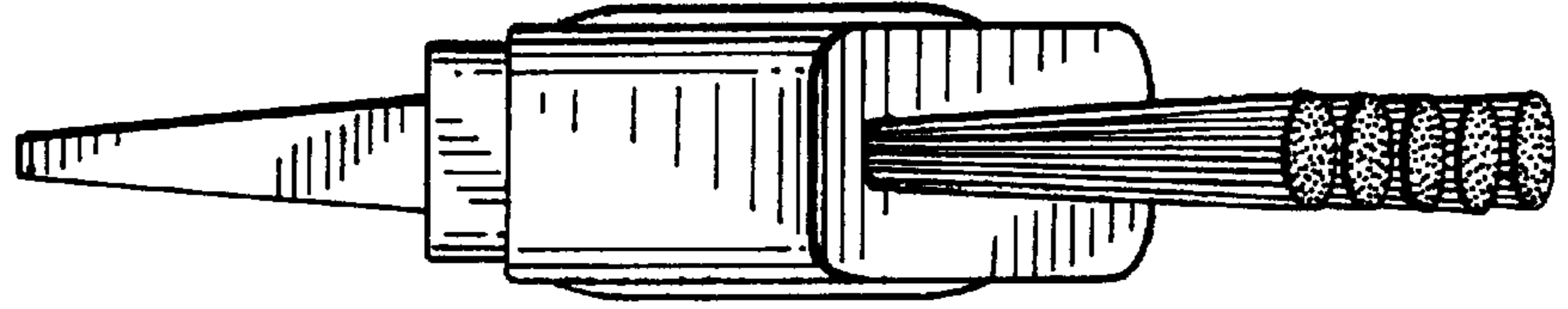


FIG. 2

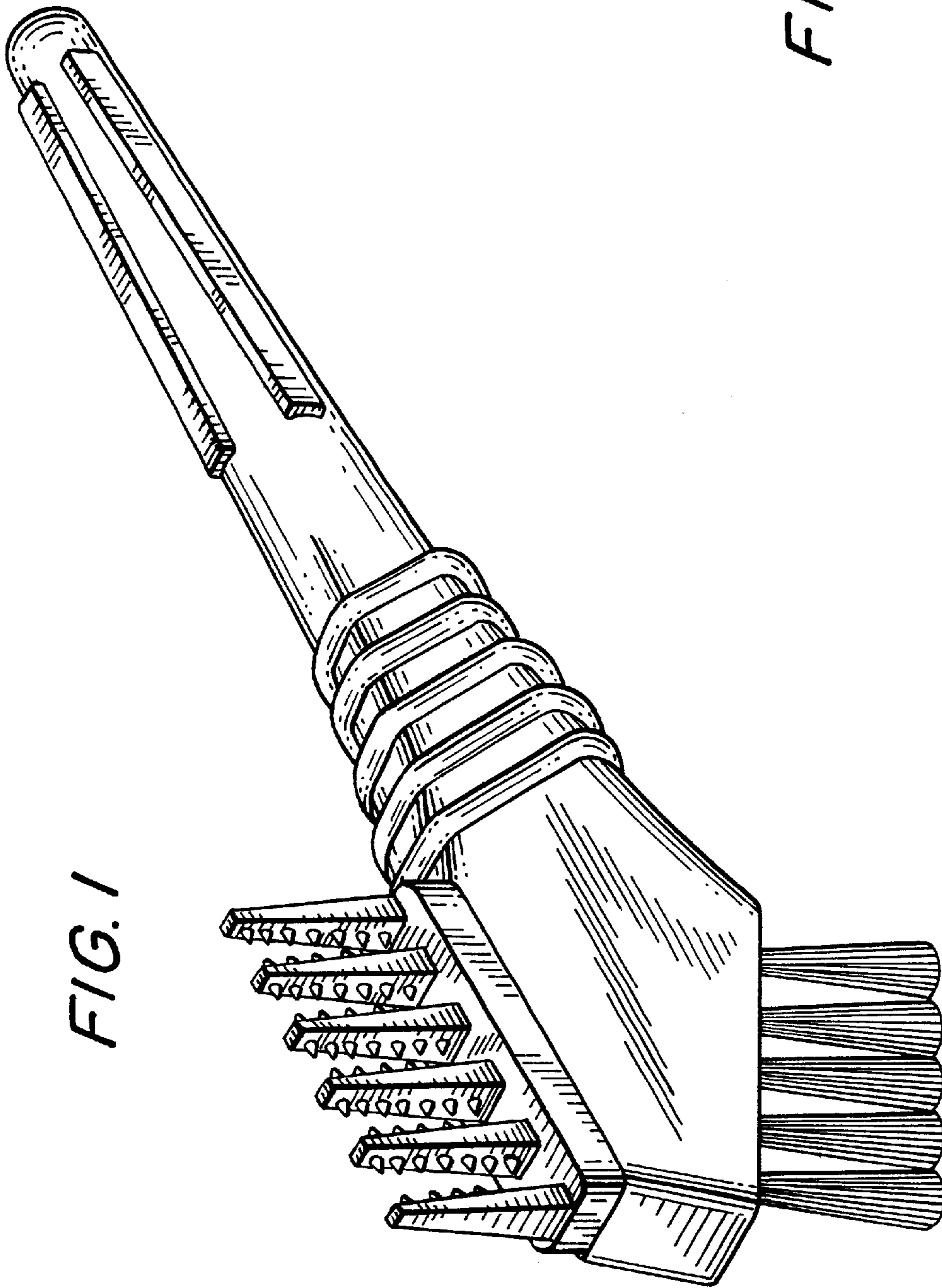


FIG. 1

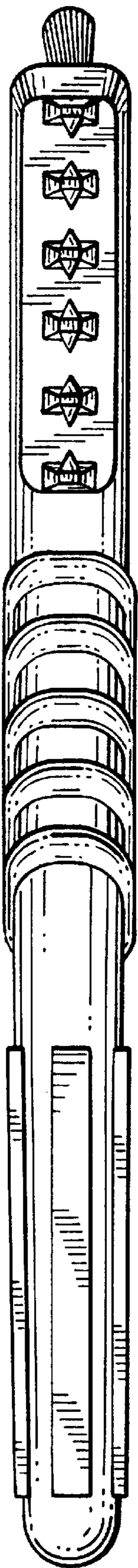


FIG. 3

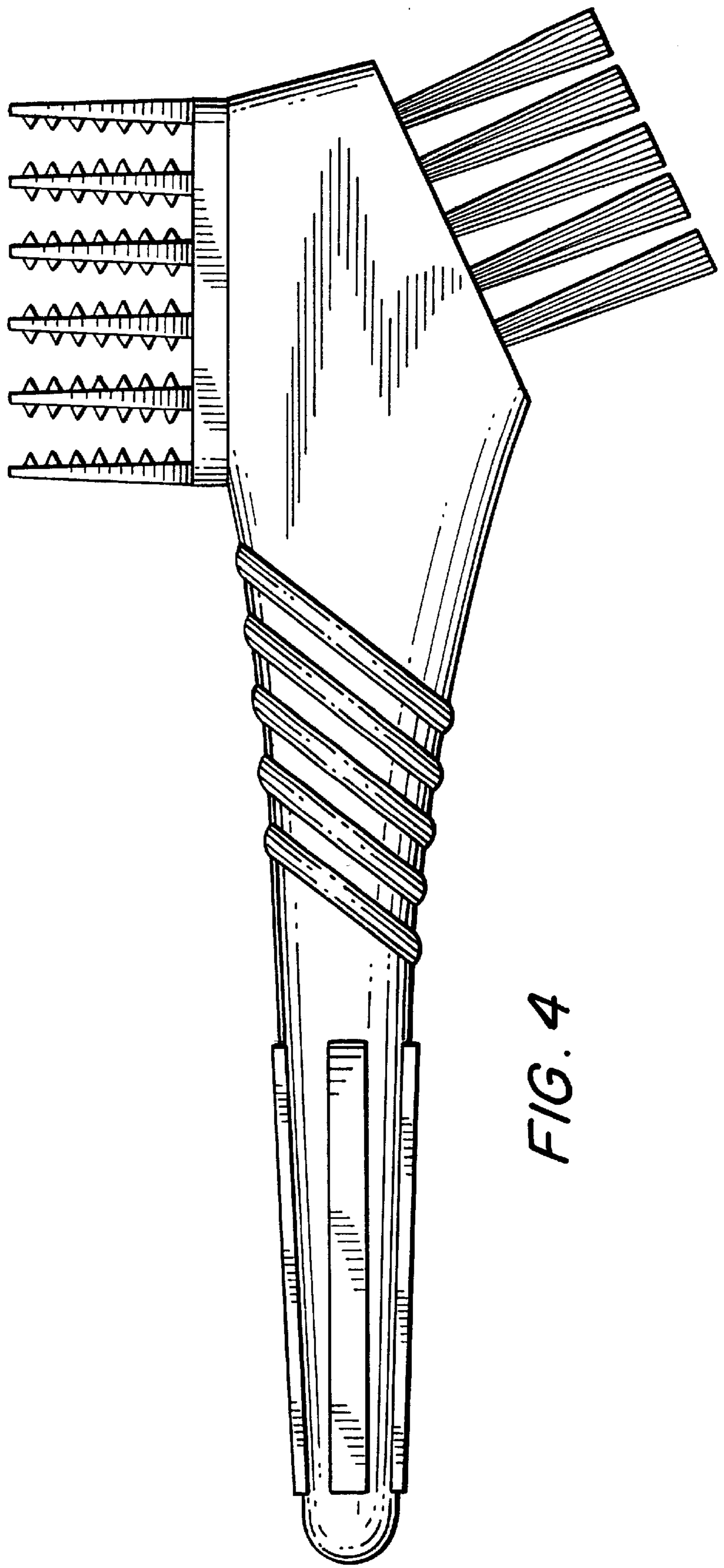


FIG. 4

FIG. 5

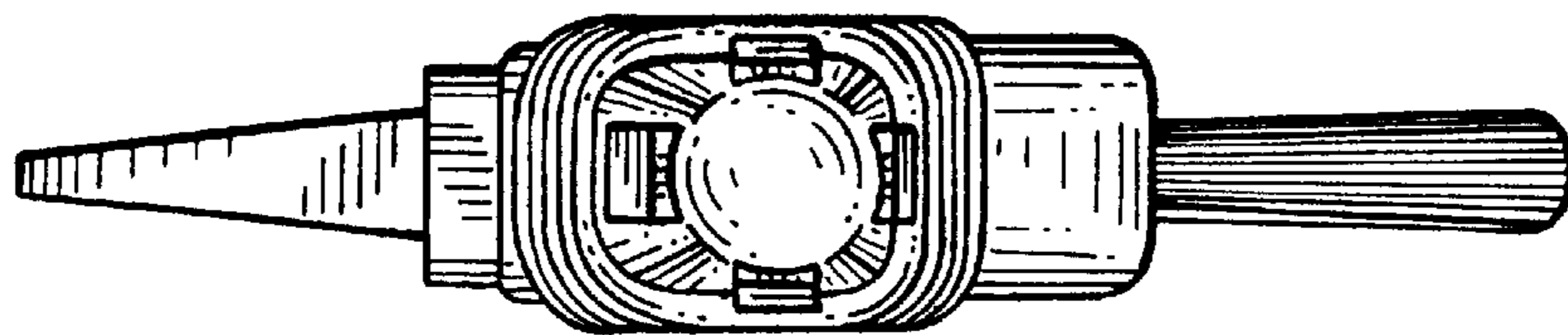


FIG. 6

