



US00D466299S

(12) **United States Design Patent**  
**Zimmerman**

(10) **Patent No.:** **US D466,299 S**

(45) **Date of Patent:** **\*\* Dec. 3, 2002**

(54) **CONTAINER**

(75) **Inventor:** **Larry Gene Zimmerman**, Hollis, NH (US)

(73) **Assignee:** **Sterilite Corporation**, Townsend, MA (US)

(\*\*) **Term:** **14 Years**

(21) **Appl. No.:** **29/151,243**

(22) **Filed:** **Nov. 2, 2001**

(51) **LOC (7) Cl.** ..... **03-01**

(52) **U.S. Cl.** ..... **D3/302; D3/273; D9/425**

(58) **Field of Search** ..... **D3/272, 273, 302, D3/294; D9/420, 423, 424, 425; D7/629; 206/508, 513, 515, 518; 220/306**

(56) **References Cited**

**U.S. PATENT DOCUMENTS**

D301,819 S	*	6/1989	Watson et al. ....	D7/542
5,065,885 A	*	11/1991	Scaroni .....	220/326
D356,256 S	*	3/1995	Romanoff .....	D7/629
D373,953 S	*	9/1996	Gale .....	D7/629
D378,552 S	*	3/1997	Lippisch .....	D3/273
D414,038 S	*	9/1999	van Rhielen .....	D3/273
D418,749 S	*	1/2000	Chang .....	D9/423
D422,412 S	*	4/2000	Greene .....	D3/201
D427,769 S	*	7/2000	Zimmerman .....	D3/273
D439,406 S	*	3/2001	Zimmerman .....	D3/273
D448,166 S	*	9/2001	Zimmerman .....	D3/273

**OTHER PUBLICATIONS**

LatchToppers Clear Storage Boxes, Rubbermaid, Intro 2000.

Clear Storage 1115076, 113200, 116654, 119606, Cornerstone, <http://www.cornerstoneproducts.com/clear.html>.

Clear Storage 113260, 32Qt. Clear Container, <http://www.cornerstoneproducts.com/113260/html>.

<http://www.cornerstoneproducts.com/images/clearstacked.jpg>.

Legal/Letter Bin, Gracious Living 1999.

CF-750, 60 Qt. Clear Box, Iris 1996.

Max Latch Jumbo Clear Storage Boxes, Rubbermaid, Oct. 1998.

Ultra Storage Boxes, Sterilite 1999.

\* cited by examiner

*Primary Examiner*—Philip S. Hyder

(74) *Attorney, Agent, or Firm*—Hale and Dorr LLP

(57) **CLAIM**

I claim the ornamental design for a container, as shown and described.

**DESCRIPTION**

FIG. 1 is a perspective view of the container of this invention;

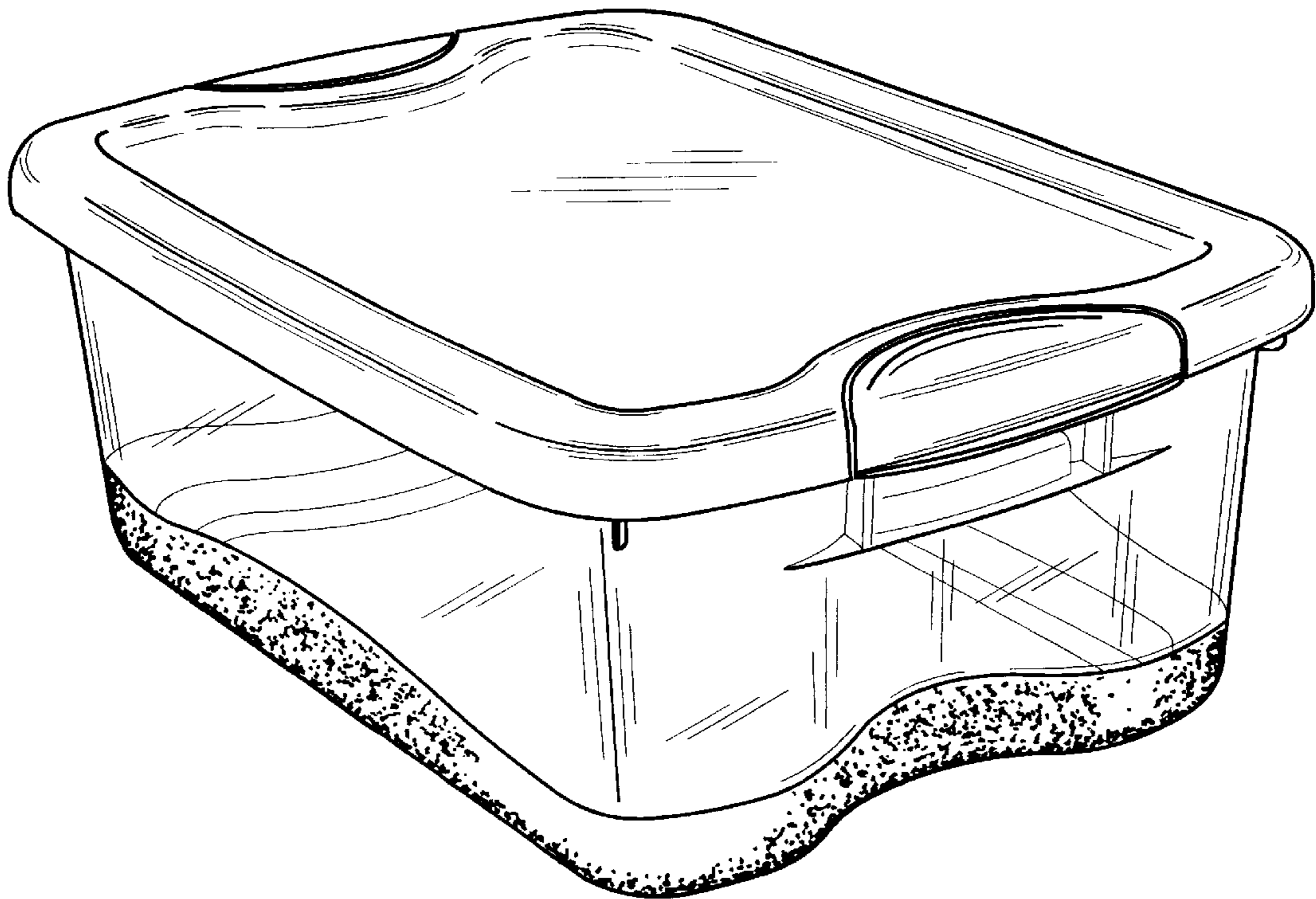
FIG. 2 is a top view thereof;

FIG. 3 is a side view thereof;

FIG. 4 is an end view thereof; and,

FIG. 5 is a bottom view thereof.

**1 Claim, 3 Drawing Sheets**



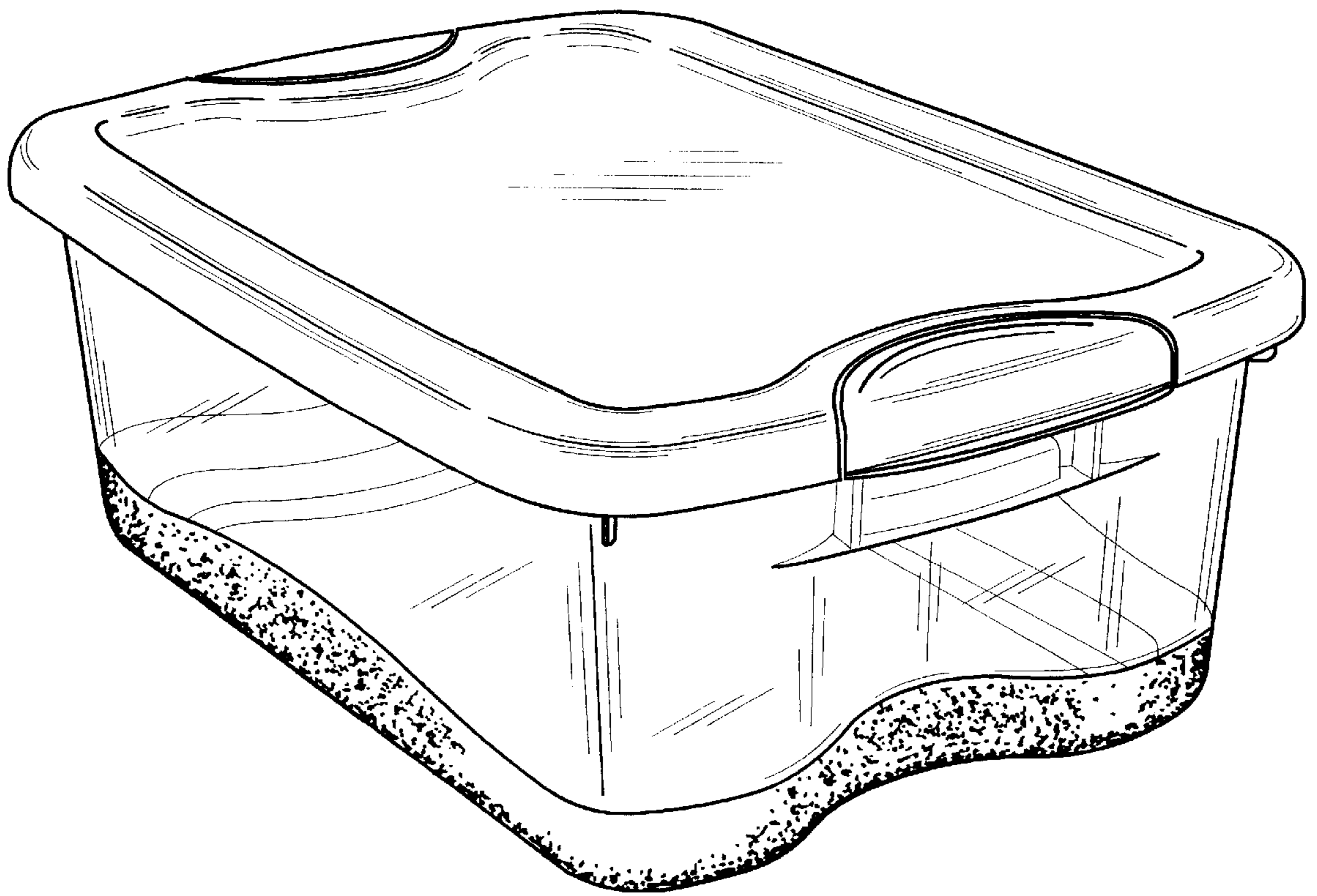


FIG. 1

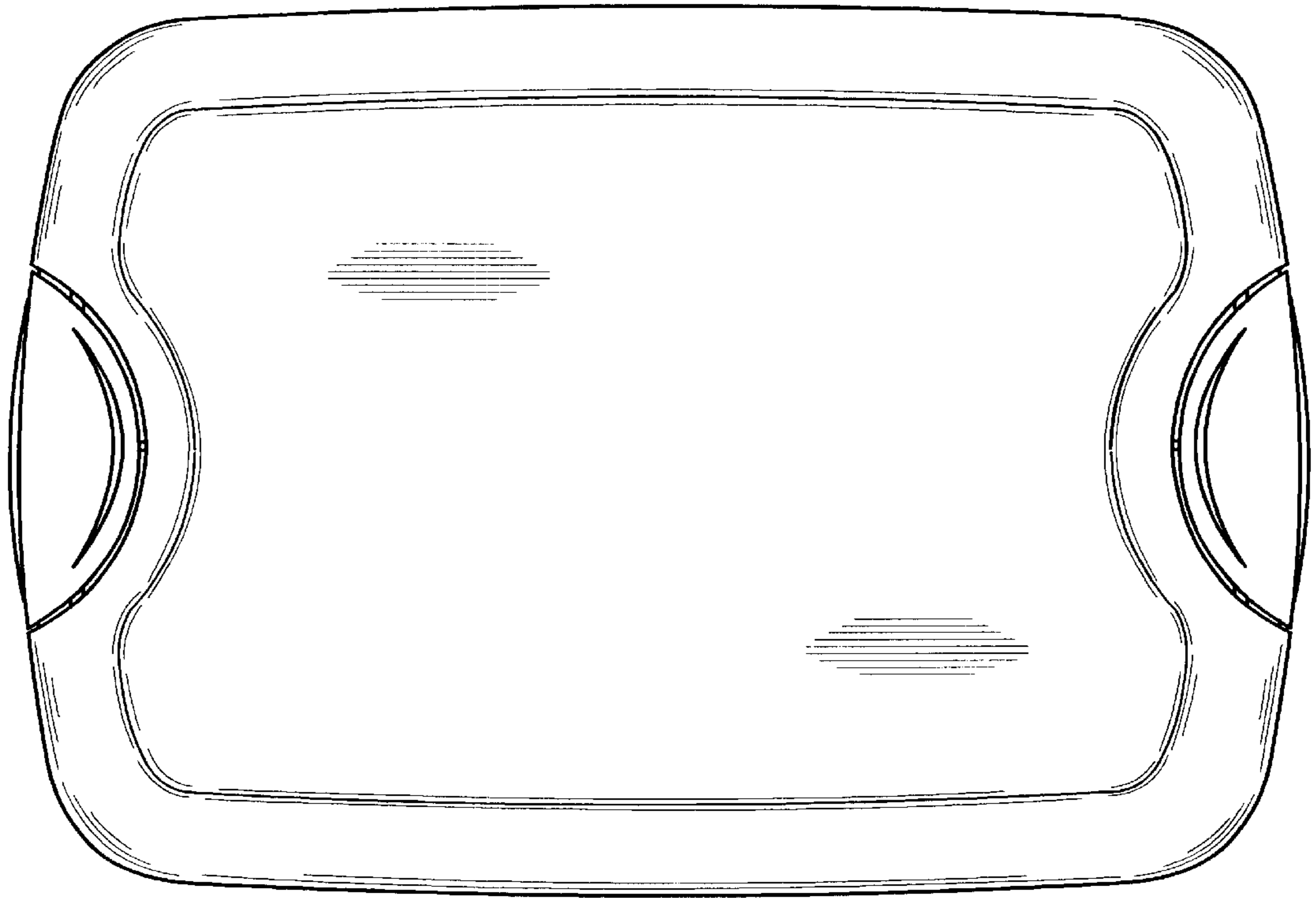


FIG. 2

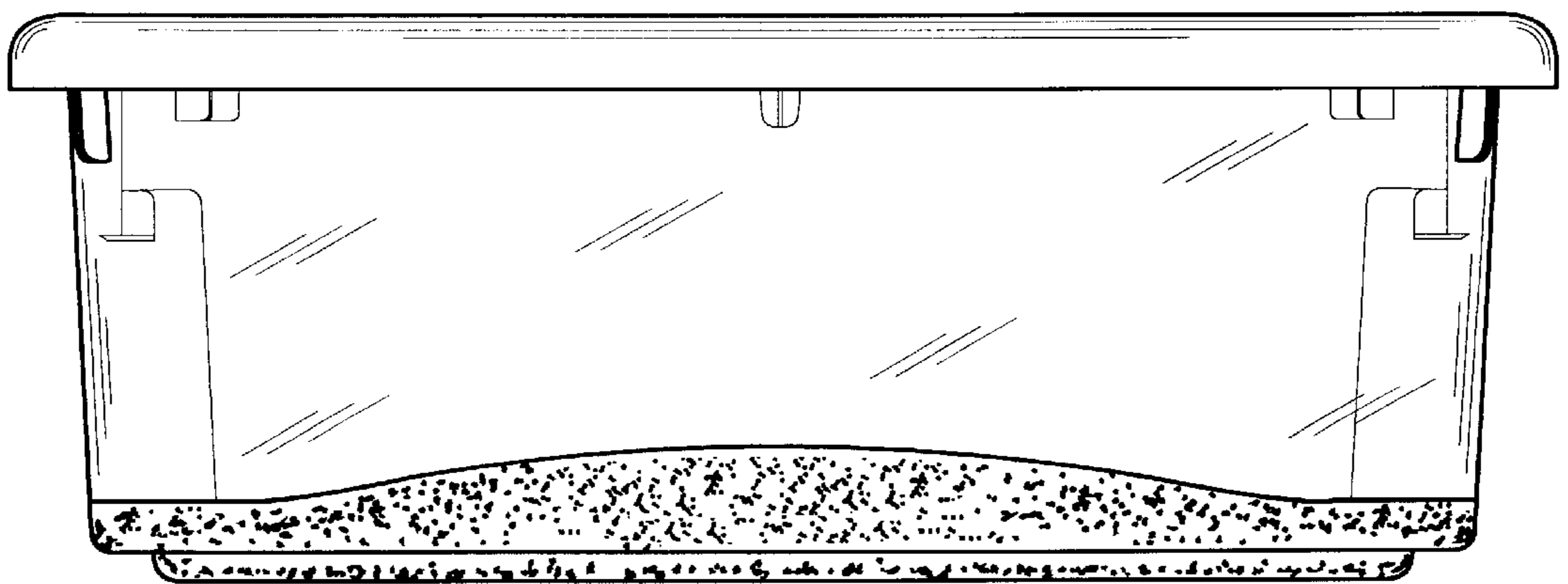


FIG. 3

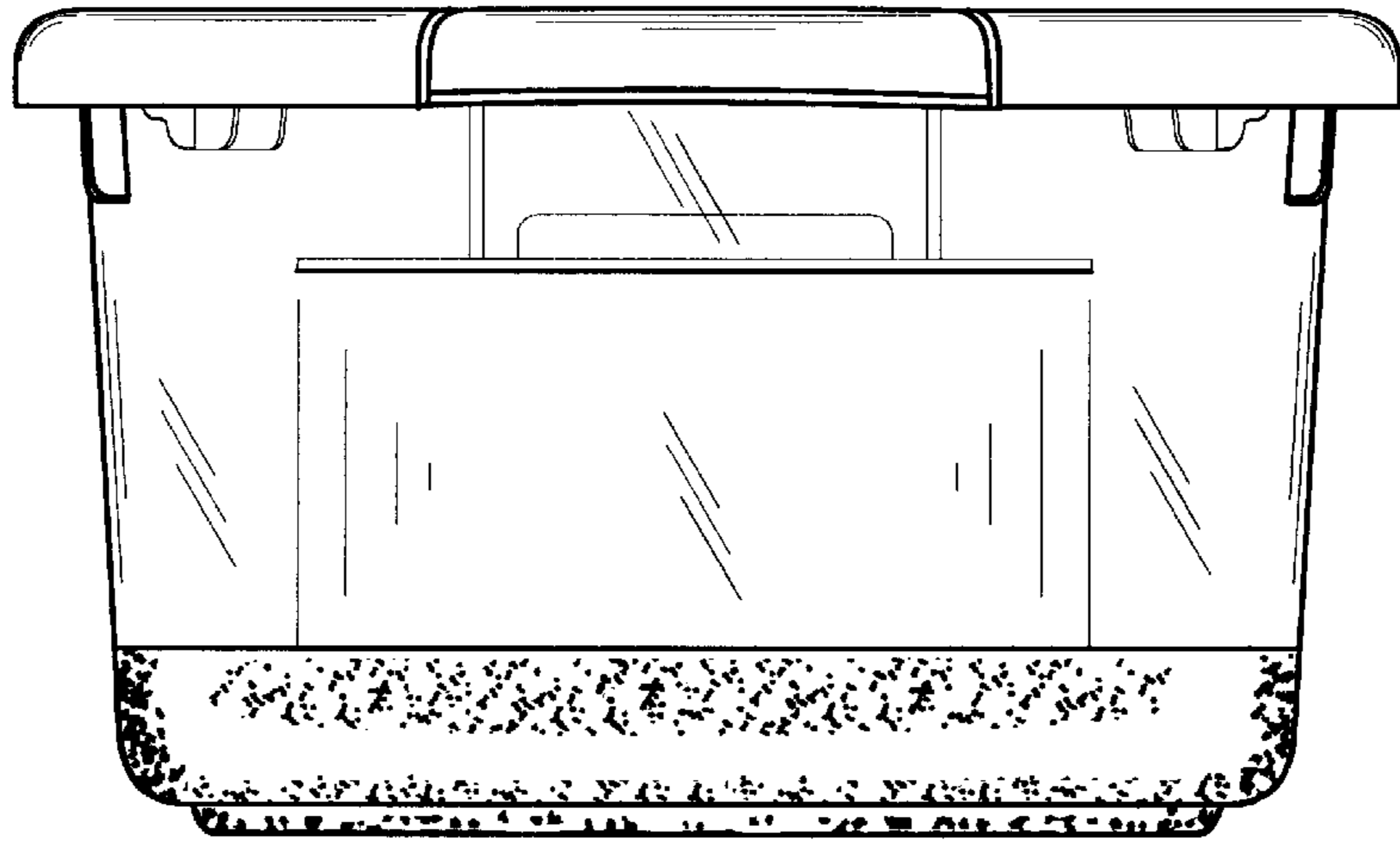


FIG. 4

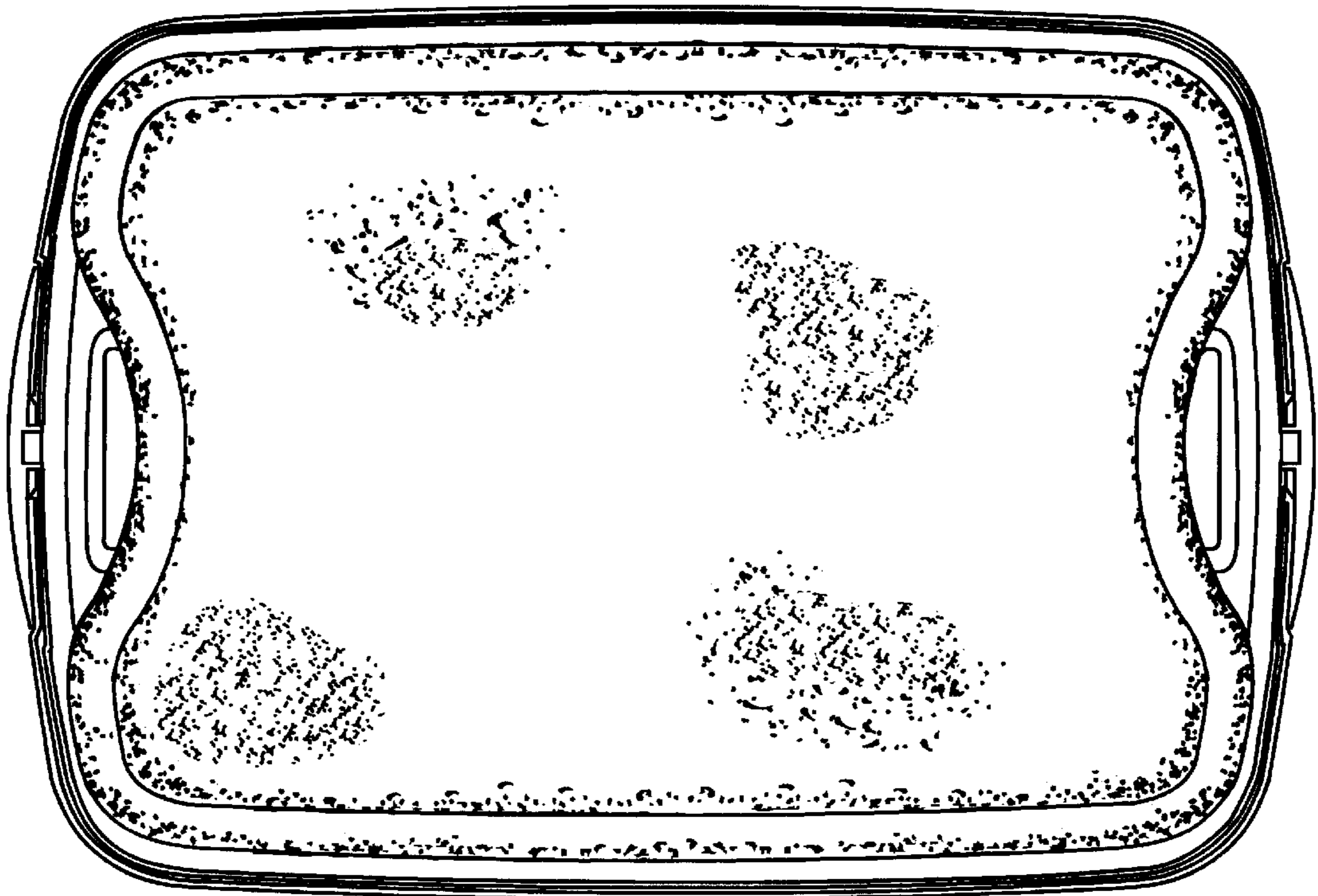


FIG. 5