



US00D466244S

(12) **United States Design Patent**  
**Lewis et al.**

(10) **Patent No.:** **US D466,244 S**

(45) **Date of Patent:** **\*\* Nov. 26, 2002**

(54) **LUMINAIRE**

D452,030 S \* 12/2001 Collver ..... D26/76

(75) Inventors: **Randy Kent Lewis**, Americus, GA (US); **Wayne Anthony Calco**, Mountain View, CA (US); **William Theodore Foley, III**, Americus, GA (US); **Kenneth Paul Hitzeman**, Americus, CA (US); **Joyce Kennedy Senn**, Americus, GA (US); **Jonathon Bond Webb**, Plains, GA (US); **Steven Skylar Swinford**, Americus, GA (US)

**OTHER PUBLICATIONS**

Illuminotecnica Nov. 1997; p. 185; Enlarged light fixture in top half of page.\*  
Illuminotecnica Lighting Magazine, May-Jun., 1998, p. 238, Suspended Luminaire, top, left.

\* cited by examiner

*Primary Examiner*—Alan P. Douglas

*Assistant Examiner*—Clare E. Heflin

(73) Assignee: **Cooper Technologies, Co.**, Houston, TX (US)

(74) *Attorney, Agent, or Firm*—Thomas, Kayden, Horstemeyer & Risley LLP

(\*\*) Term: **14 Years**

(57) **CLAIM**

(21) Appl. No.: **29/140,838**

The ornamental design for a luminaire, as shown and described.

(22) Filed: **Apr. 26, 2001**

**DESCRIPTION**

(Under 37 CFR 1.47)

(51) **LOC (7) Cl.** ..... **26-03**

FIG. 1 is a bottom perspective view of a luminaire.  
FIG. 2 is an enlarged top perspective view of the luminaire of FIG. 1.

(52) **U.S. Cl.** ..... **D26/76; D26/89**

FIG. 3 is an enlarged bottom plan view of the luminaire of FIG. 1.

(58) **Field of Search** ..... **D26/72, 75-78; 362/147, 404-408, 432, 217-223**

FIG. 4 is an enlarged front view of the luminaire of FIG. 1, the front view being identical to the rear view.

(56) **References Cited**

**U.S. PATENT DOCUMENTS**

- D122,586 S \* 9/1940 Koegel
- D188,436 S \* 7/1960 Budke et al.
- D397,485 S 8/1998 Kalthoff
- 6,161,939 A \* 12/2000 Bansbach ..... 362/223

FIG. 5 is an enlarged end view of the luminaire of FIG. 1, where opposite ends of the design are identical; and,  
FIG. 6 is an enlarged top plan view of the luminaire of FIG. 1.

**1 Claim, 5 Drawing Sheets**

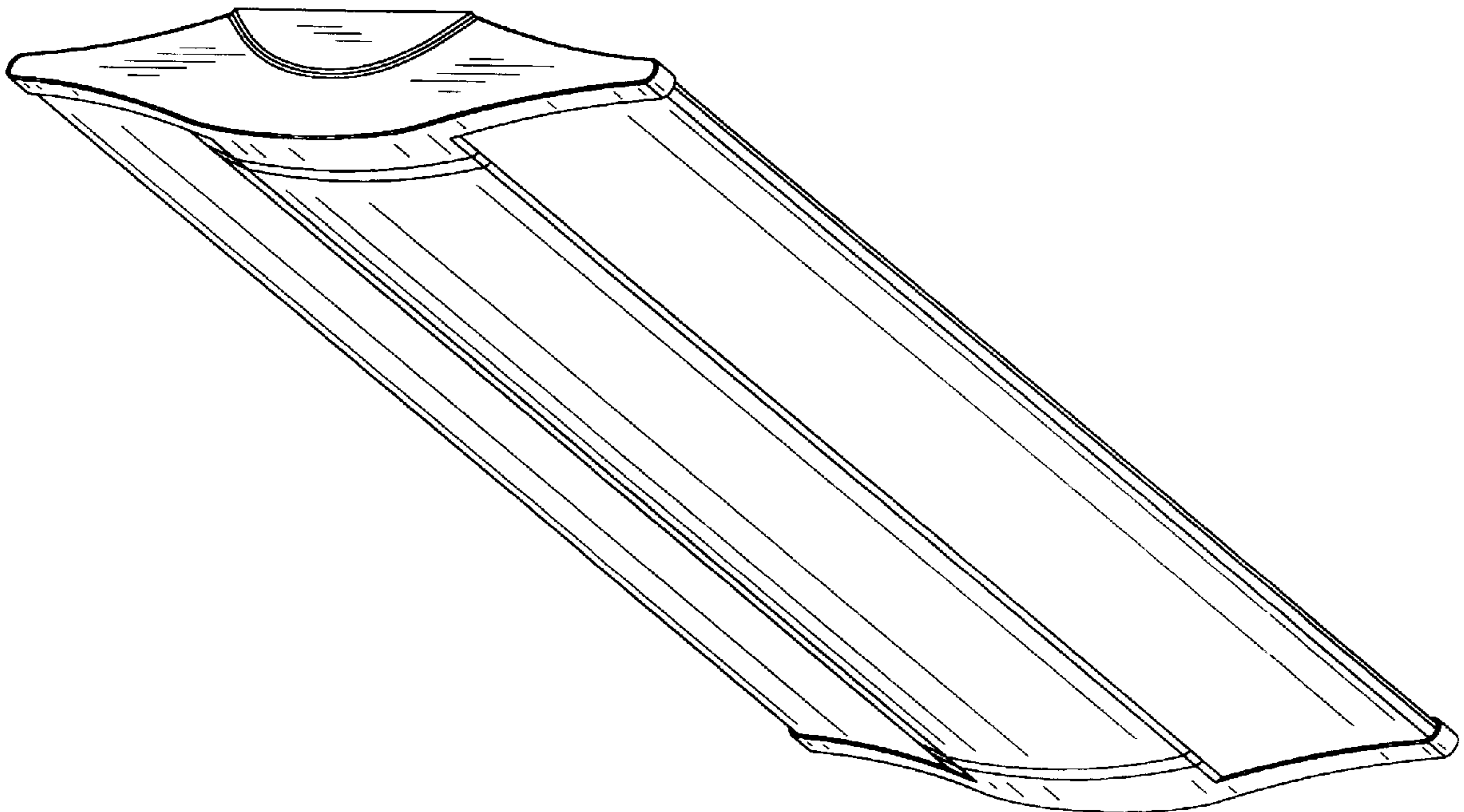


FIG. 1

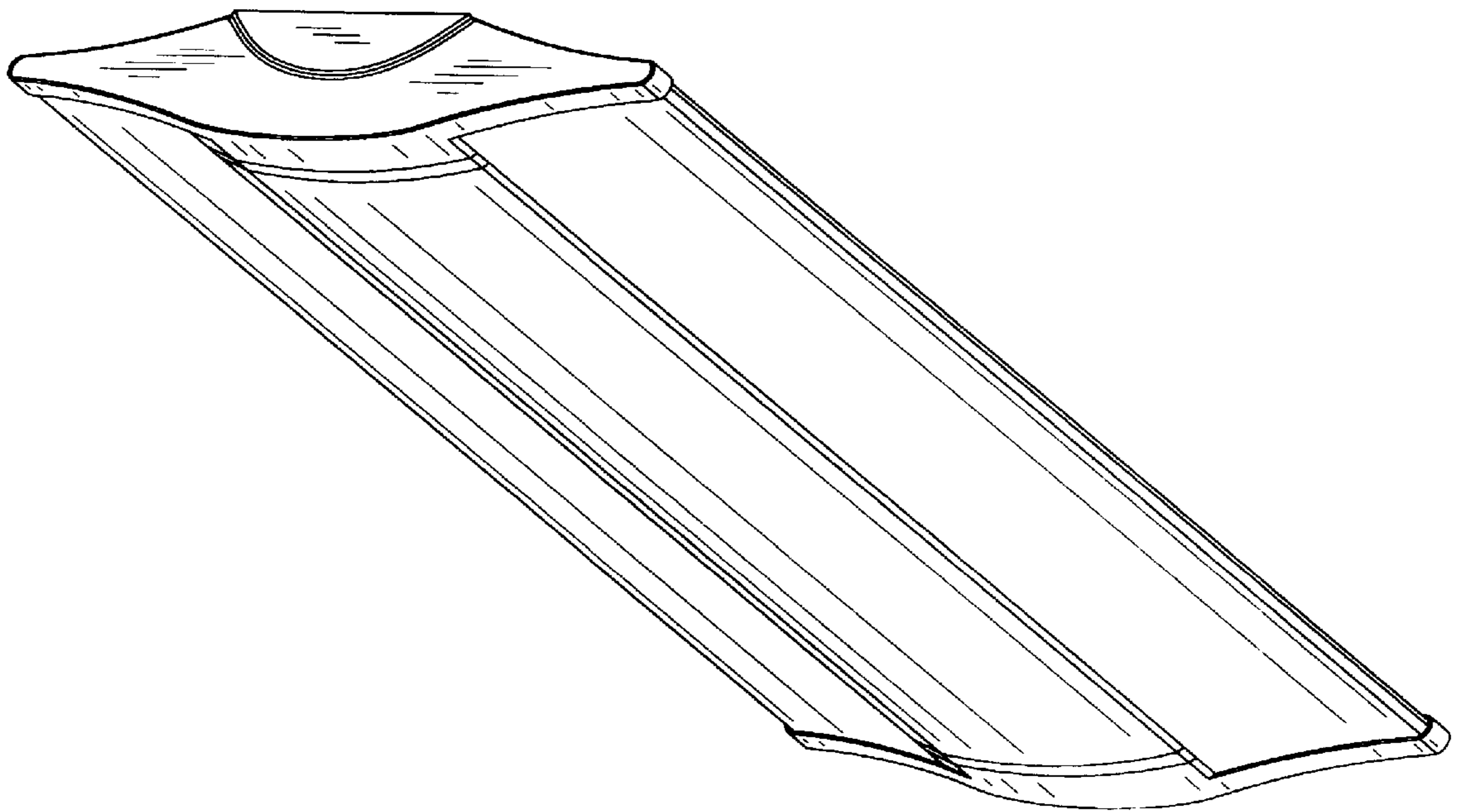


FIG. 2

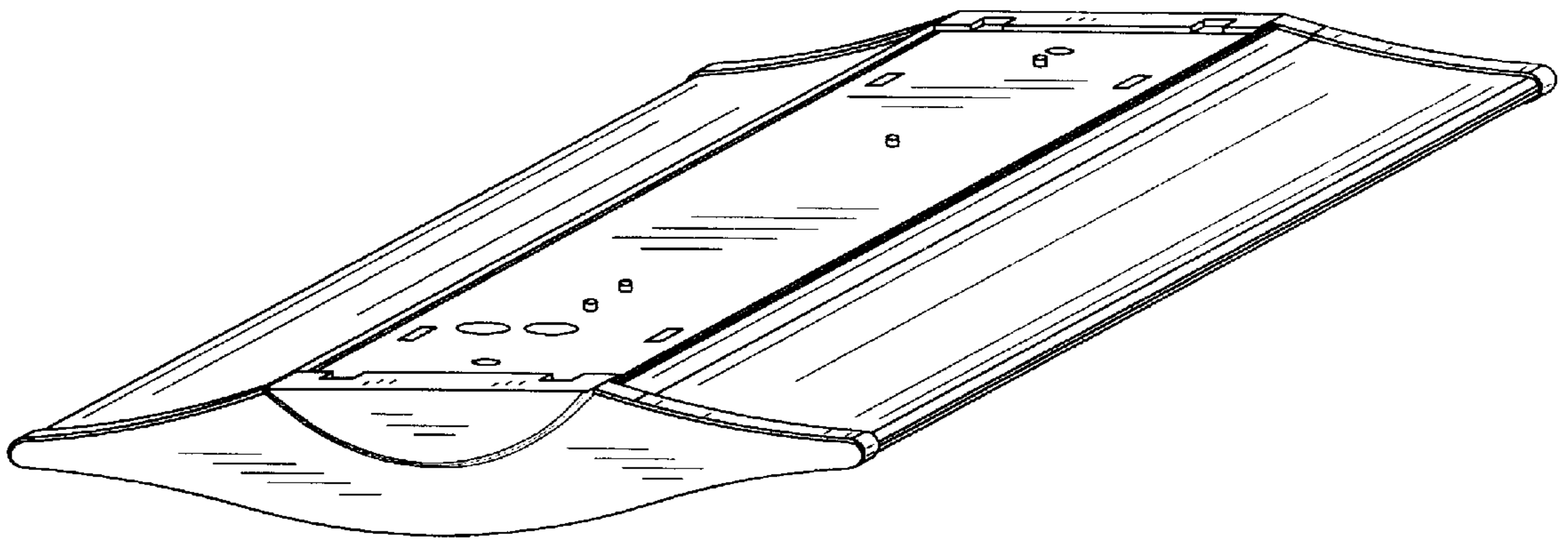


FIG. 3




FIG. 4




FIG. 5



FIG. 6

