



US00D466239S

(12) **United States Design Patent** (10) **Patent No.:** **US D466,239 S**
Stolz et al. (45) **Date of Patent:** **** Nov. 26, 2002**

(54) **SURFACE CONFIGURATION OF A HEADLIGHT FOR A VEHICLE**

(75) Inventors: **Gerd Stolz**, Kernen (DE); **Volker Leutz**, Neckartailfingen (DE); **Uwe Roith**, Bad Liebenzell-Moettlingen (DE)

(73) Assignee: **Micro Compact Car smart GmbH**, Renningen (DE)

(**) Term: **14 Years**

(21) Appl. No.: **29/156,843**

(22) Filed: **Mar. 11, 2002**

(30) **Foreign Application Priority Data**

Sep. 10, 2001 (DE) 4 01 08 012

(51) **LOC (7) Cl.** **26-04**

(52) **U.S. Cl.** **D26/28**

(58) **Field of Search** D26/28-36; D12/82, D12/86, 90, 91, 92; 362/459, 460, 465, 487, 497, 498, 541, 542, 543, 544, 549

(56) **References Cited**

U.S. PATENT DOCUMENTS

D124,607 S	*	1/1941	Hutt	D26/28
D295,447 S	*	4/1988	Jones	D26/28
D395,847 S	*	7/1998	Sacco et al.	D12/92
D451,217 S	*	11/2001	Pfeiffer	D26/28

* cited by examiner

Primary Examiner—Marcus A. Jackson
(74) *Attorney, Agent, or Firm*—Crowell & Moring LLP

(57) **CLAIM**

The ornamental design for a surface configuration of a headlight for a vehicle, as shown and described.

DESCRIPTION

This application is related to the following co-pending applications, filed on even date herewith: Application Ser. No. 29/156,840, entitled “Surface Configuration of a Vehicle, Toy and Miscellaneous Consumer Products Incorporating the Design” and Application Ser. No. 29/156,845, entitled “Surface Configuration of a Vehicle, Toy and Miscellaneous Consumer Products Incorporating the Design”.

FIG. 1 is a front view of a first embodiment of a surface configuration of a headlight for a vehicle according to our novel design;

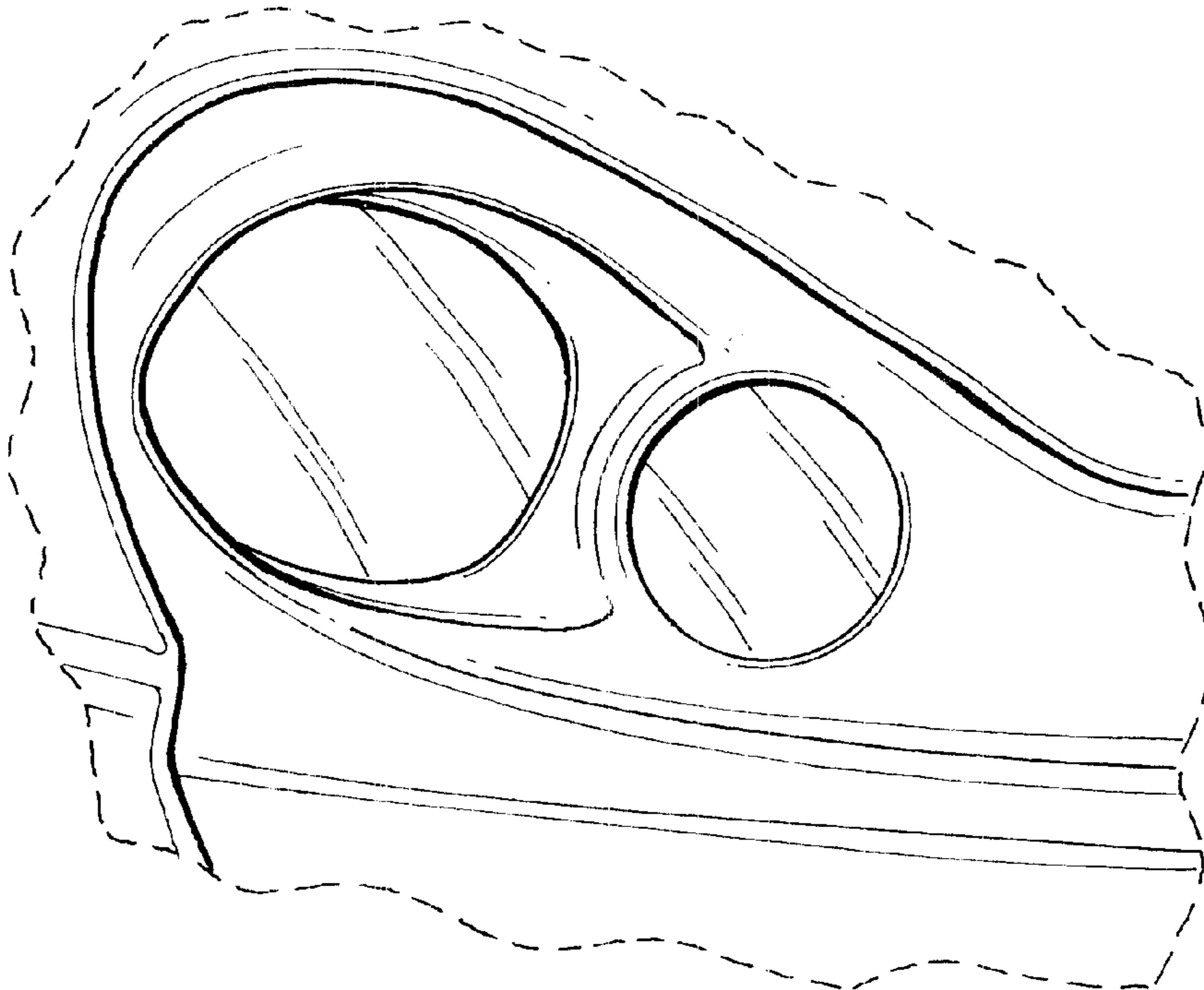
FIG. 2 is a perspective view of the first embodiment of the surface configuration of a headlight for a vehicle according to our novel design;

FIG. 3 is a front view of a second embodiment of the surface configuration of a headlight for a vehicle according to our novel design; and,

FIG. 4 is a perspective view of the second embodiment of the surface configuration of a headlight for a vehicle according to our novel design.

The dash lines included depict environment and are not part of the claimed design.

1 Claim, 2 Drawing Sheets



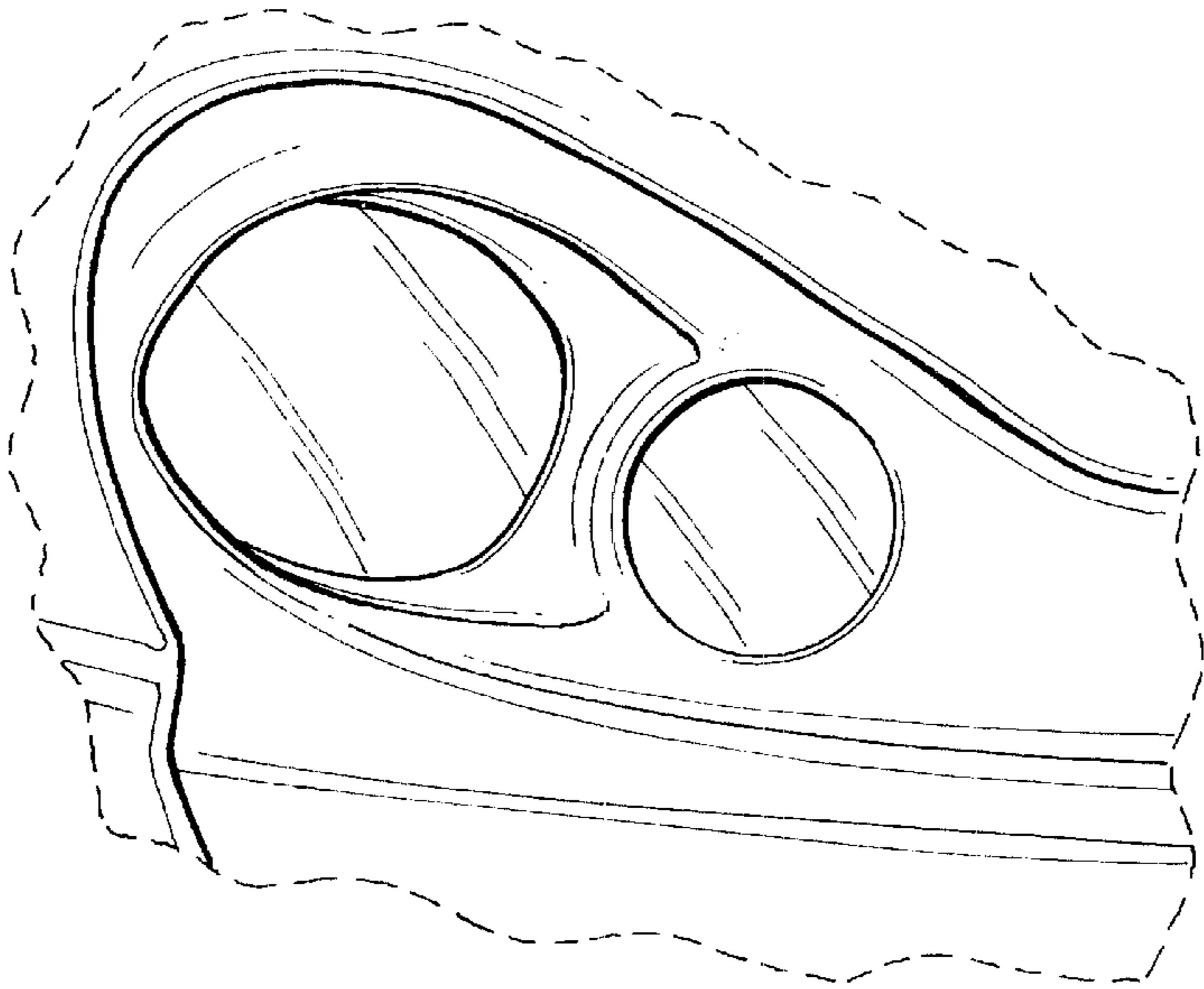


FIG. 1

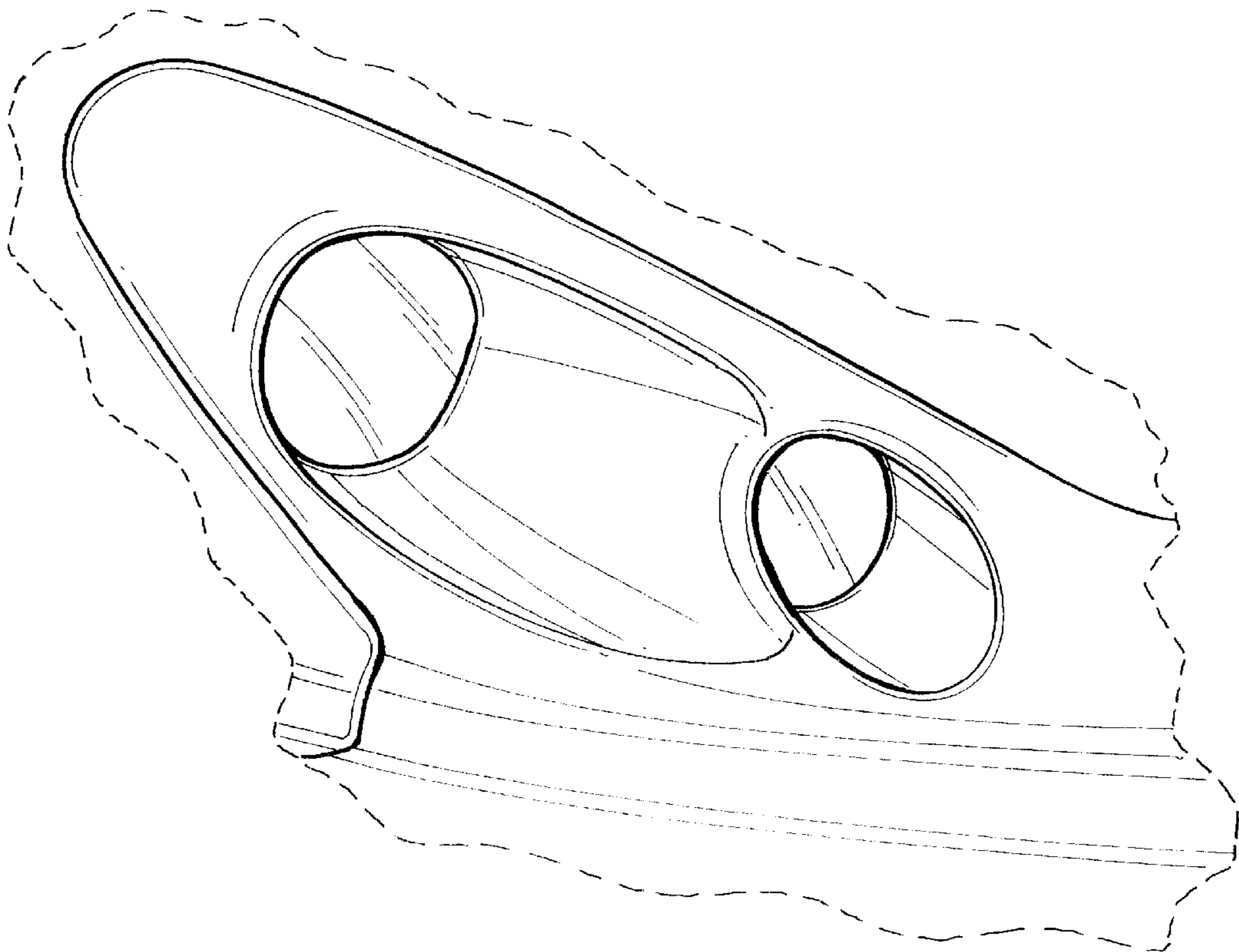


FIG. 2

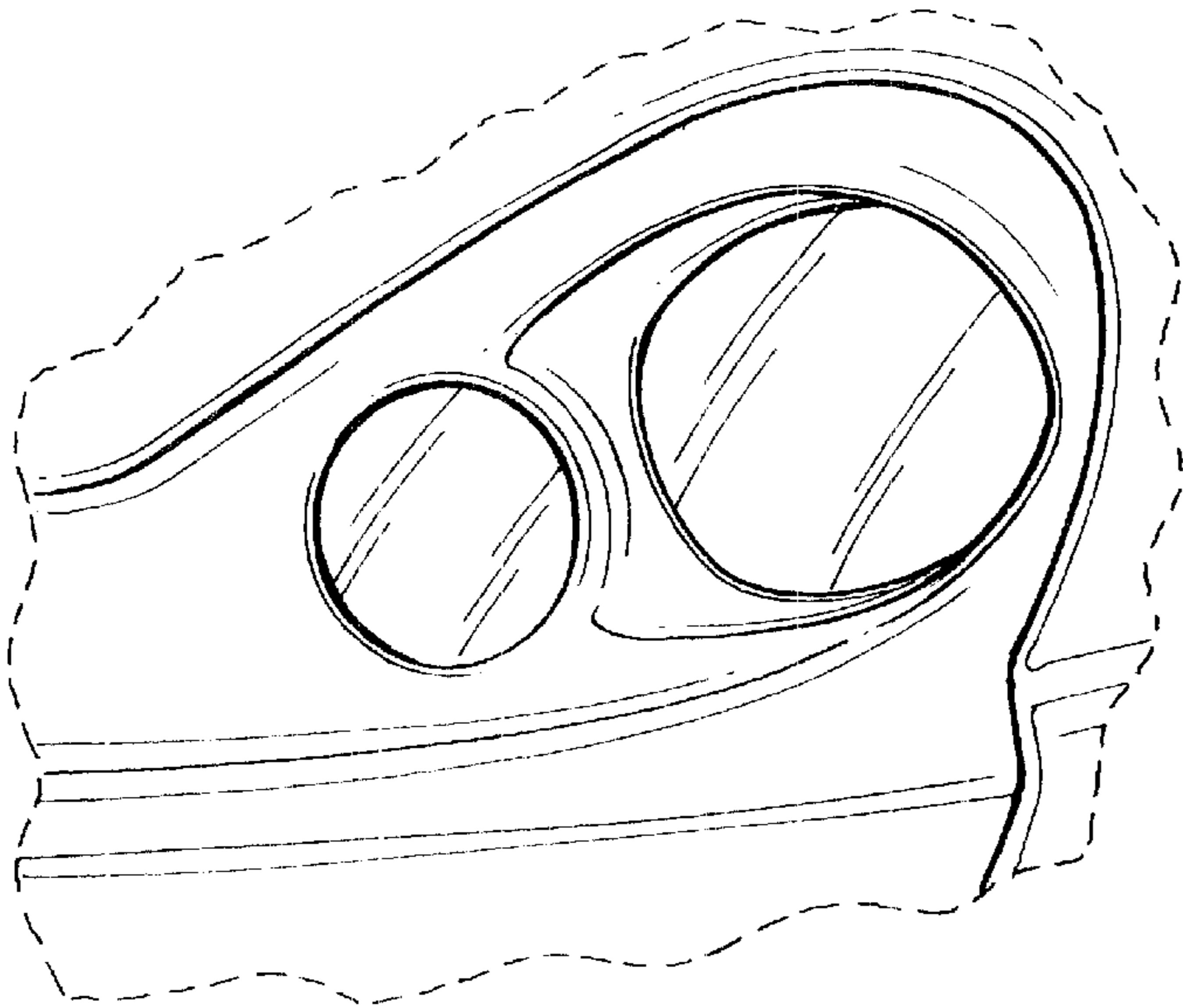


FIG. 3

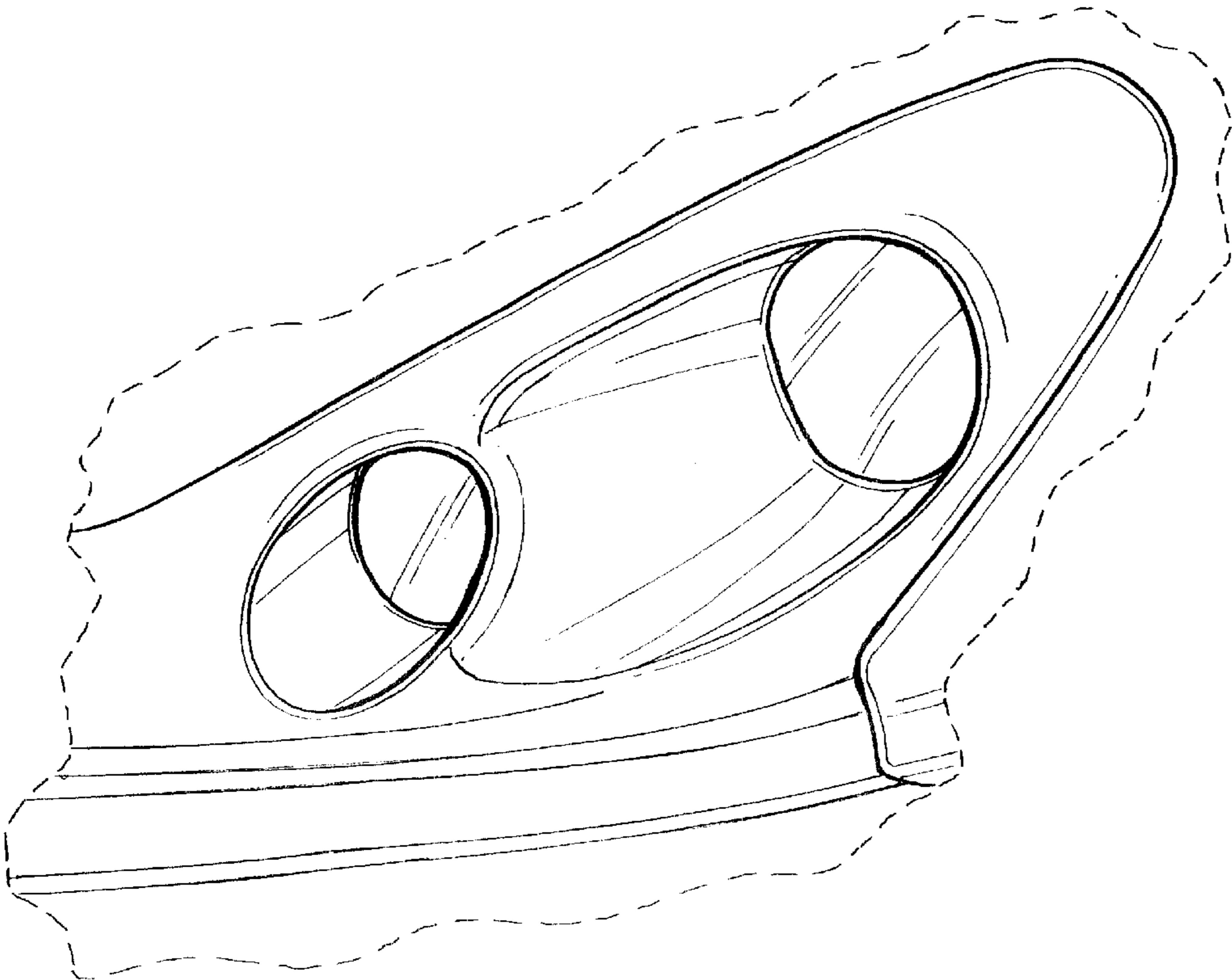


FIG. 4