



US00D466232S

(12) **United States Design Patent**
Stackhouse

(10) **Patent No.:** **US D466,232 S**

(45) **Date of Patent:** **** Nov. 26, 2002**

(54) **POST FRONT**

(75) Inventor: **David L. Stackhouse**, Sanford, ME
(US)

(73) Assignee: **Kraft Foods Holdings, Inc.**, Northfield,
IL (US)

(**) Term: **14 Years**

(21) Appl. No.: **29/152,916**

(22) Filed: **Oct. 22, 2001**

(51) **LOC (7) Cl.** **25-01**

(52) **U.S. Cl.** **D25/126**

(58) **Field of Search** D25/126; 52/27,
52/204.2, 235, 241, 243, 651.07

(56) **References Cited**

U.S. PATENT DOCUMENTS

D430,681 S * 9/2000 Miranda D25/126

* cited by examiner

Primary Examiner—Doris Clark

(74) *Attorney, Agent, or Firm*—Fitch, Even, Tabin &
Flannery

(57) **CLAIM**

The ornamental design for a post front, as shown and
described.

DESCRIPTION

FIG. 1 is a perspective view showing an embodiment of my
new design, comprising a post front, shown as part of a
serving assembly;

FIG. 2 is a front elevational view of the post front;

FIG. 3 is a left side elevational view thereof, the right side
elevational view being the reverse image thereof;

FIG. 4 is cross sectional view of thereof, taken along line
4—4 of FIG. 2;

FIG. 5 is a top plan view thereof;

FIG. 6 is a bottom plan view thereof; and,

FIG. 7 is a perspective view of thereof.

The serving assembly and portions of the post front are
shown in broken lines in FIGS. 1–7 for illustrative purposes
only and form no part of the claimed design.

1 Claim, 2 Drawing Sheets

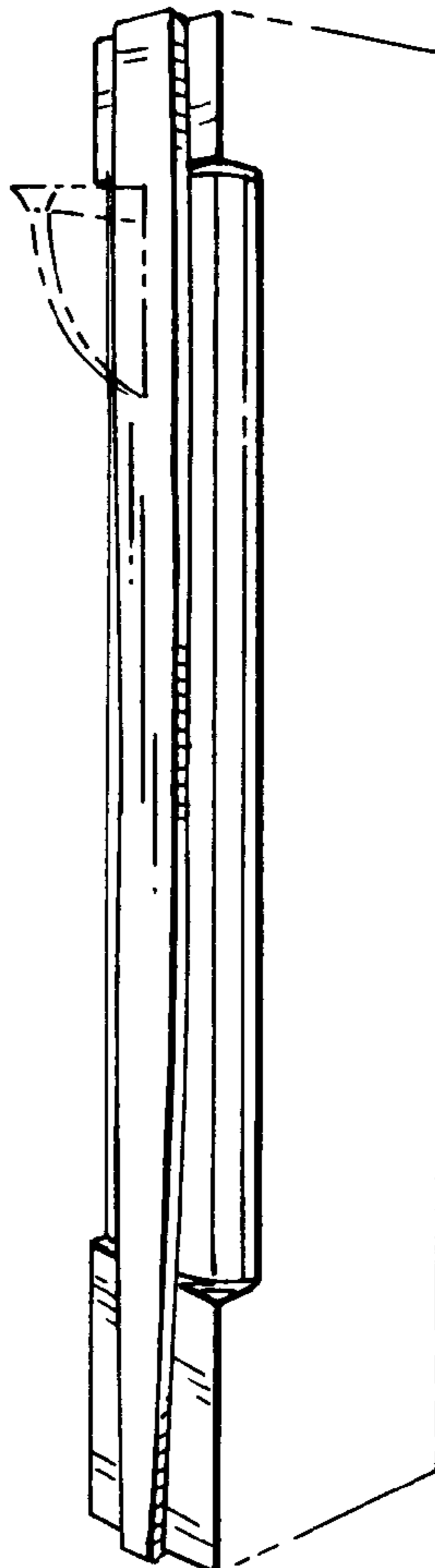


FIG. 1

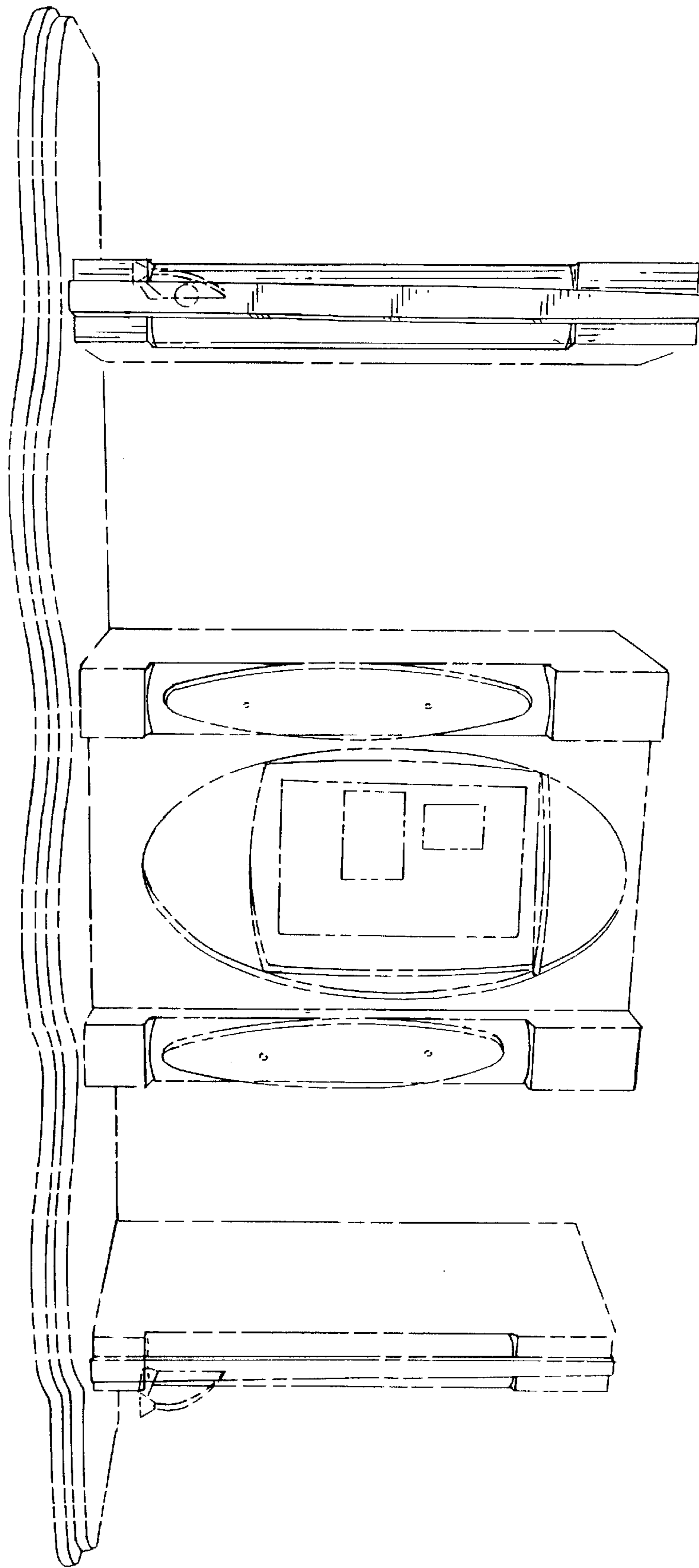


FIG. 2

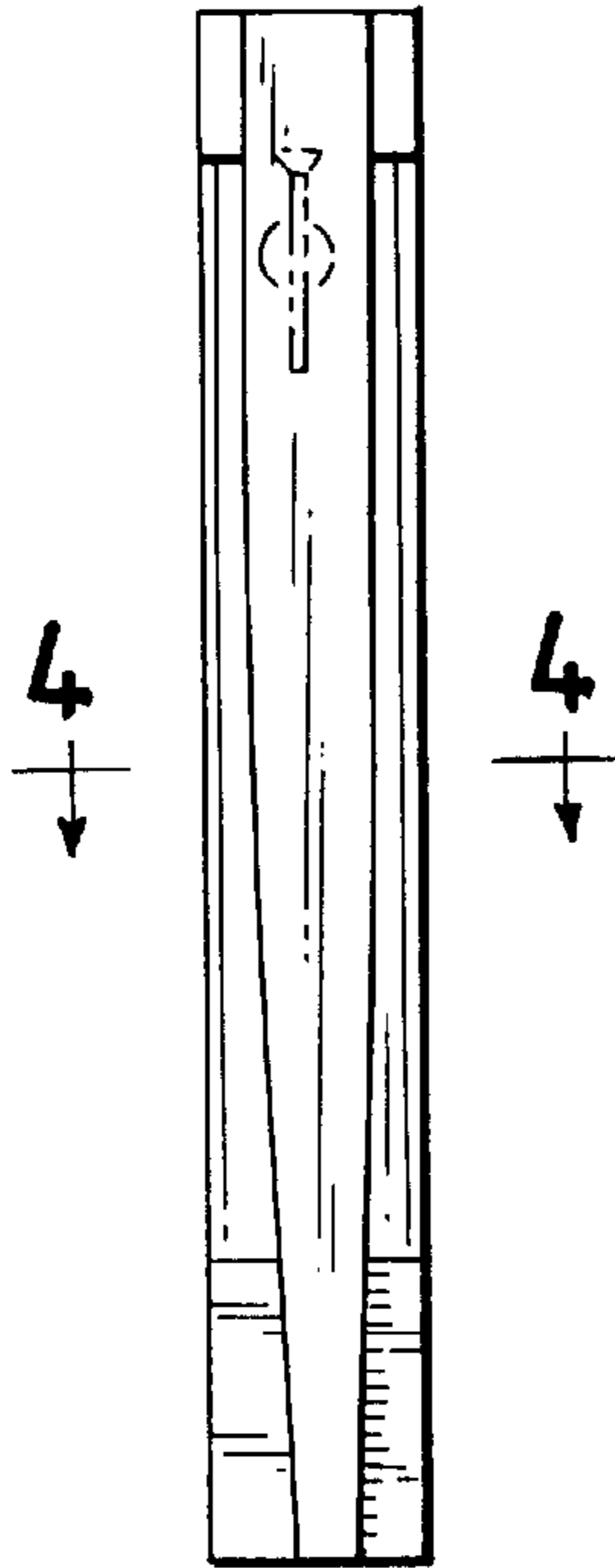


FIG. 3

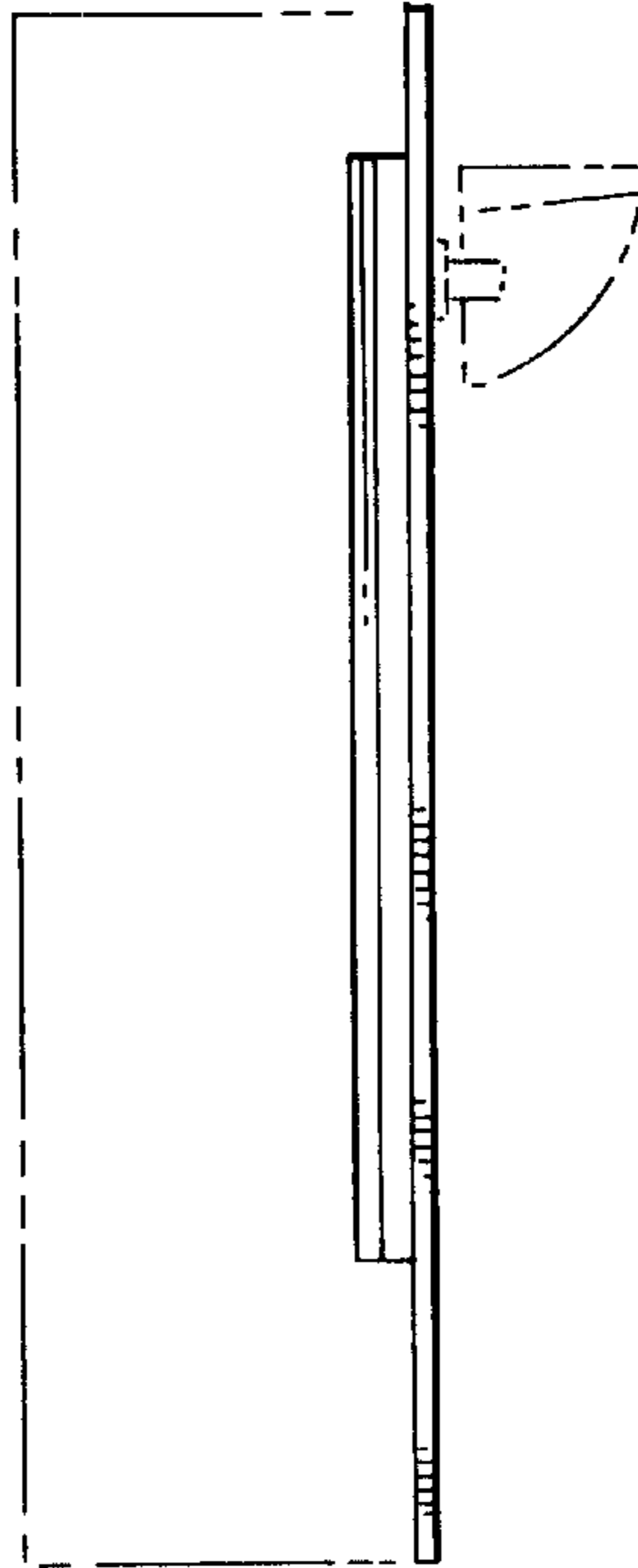


FIG. 4




FIG. 5

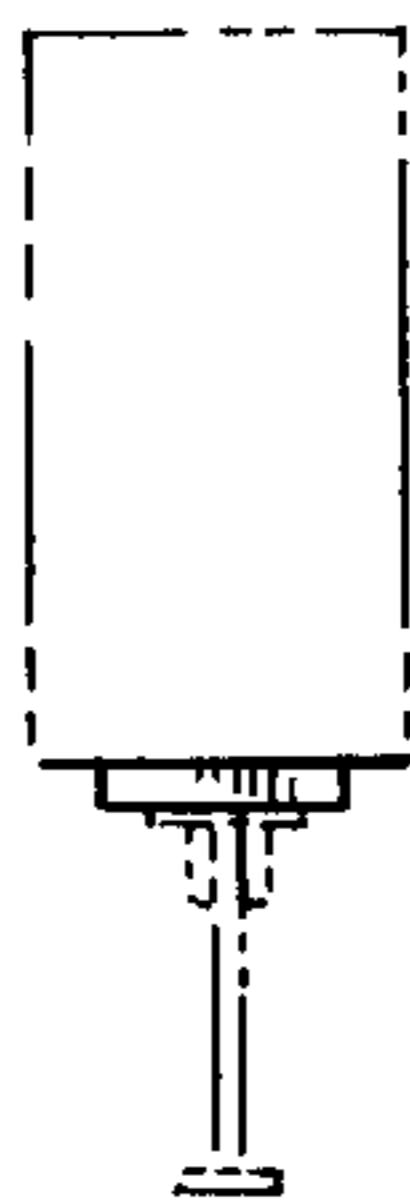


FIG. 6




FIG. 7

