



US00D466230S

(12) **United States Design Patent**
Stepanchick

(10) **Patent No.:** **US D466,230 S**

(45) **Date of Patent:** **** Nov. 26, 2002**

(54) **SCULPTED PATIO PAVING BLOCK**

(75) **Inventor:** **Ronald N. Stepanchick, Lititz, PA (US)**

(73) **Assignee:** **Amerimax Home Products, Inc., Lancaster, PA (US)**

(**) **Term:** **14 Years**

(21) **Appl. No.:** **29/155,004**

(22) **Filed:** **Feb. 1, 2002**

Related U.S. Application Data

(62) Division of application No. 29/141,675, filed on May 11, 2001.

(51) **LOC (7) Cl.** **25-01**

(52) **U.S. Cl.** **D25/113**

(58) **Field of Search** D25/112-118,
D25/164, 199; D21/484-486, 499-505;
405/284, 16, 272-273; 52/574-582.2, 596,
598-599, 603-612; 404/17-21, 29-30,
32-35, 37-42

(56) **References Cited**

U.S. PATENT DOCUMENTS

3,675,954 A	*	7/1972	Konig	52/582.1 X
D283,551 S	*	4/1986	Repasky	D25/113
D434,509 S	*	11/2000	Oliver et al.	D25/199
6,171,015 B1	*	1/2001	Barth et al.	404/34
D445,920 S	*	7/2001	Payne	D25/113

* cited by examiner

Primary Examiner—Louis S. Zarfes

Assistant Examiner—Robert A. Delehanty

(74) *Attorney, Agent, or Firm*—Miller Law Group PLLC

(57) **CLAIM**

The ornamental design for a sculpted patio paving block, as shown and described.

DESCRIPTION

FIG. 1 is a bottom plan view of a patio paving block showing my new design;
FIG. 2 is a top plan view of the paving block; and,
FIG. 3 is an elevational view of the paving block.

1 Claim, 2 Drawing Sheets




Fig. 1

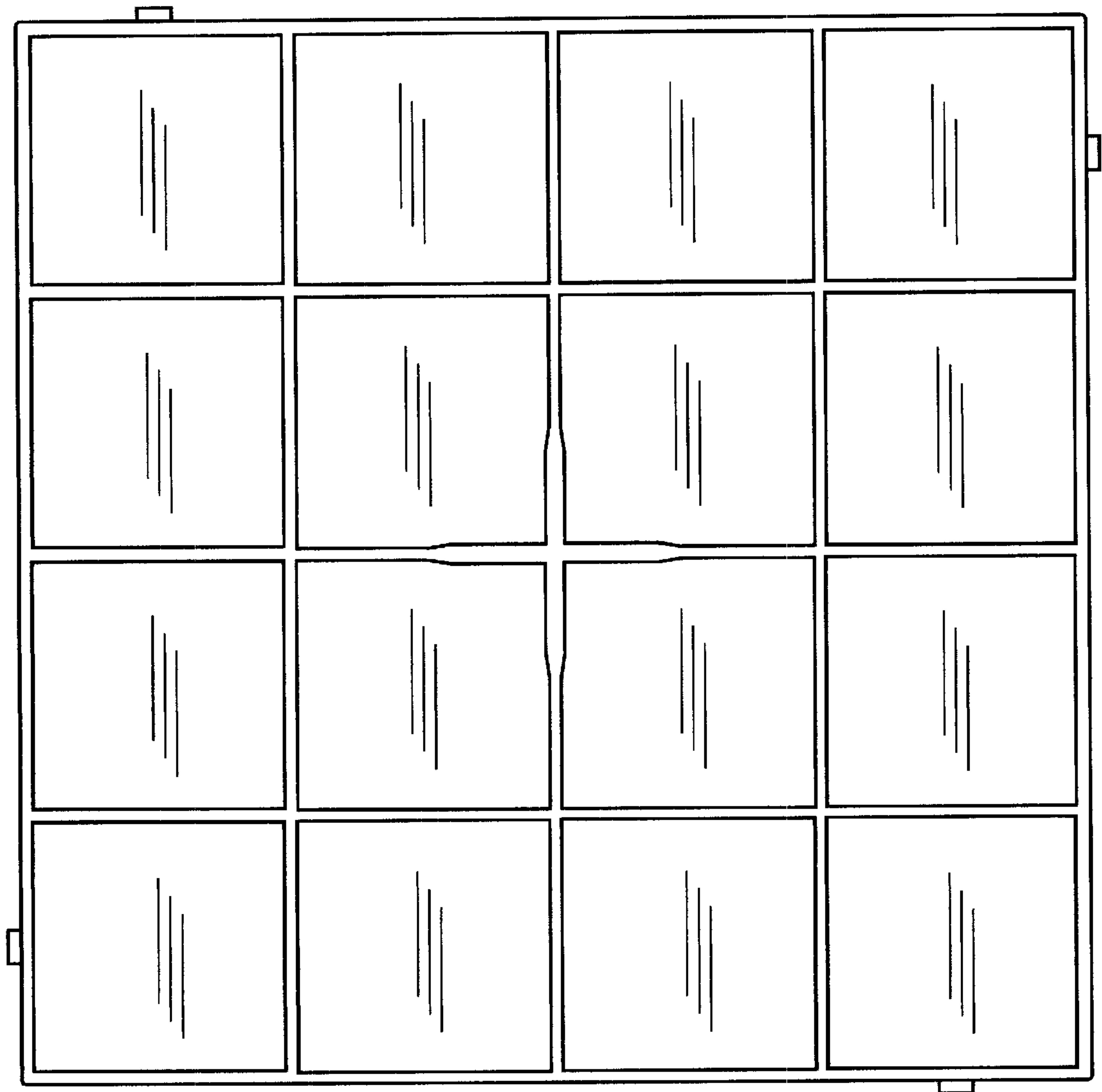


Fig. 2

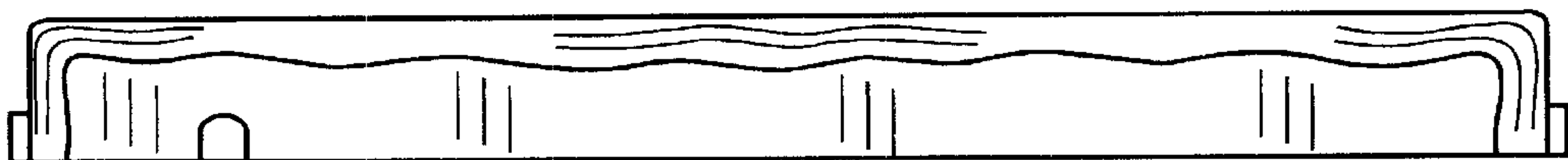



Fig. 3