



US00D466223S

(12) **United States Design Patent**
Stackhouse

(10) **Patent No.:** **US D466,223 S**

(45) **Date of Patent:** **** Nov. 26, 2002**

(54) **CANOPY FRONT**

U.S. patent application Ser. No. 29/152,196, filed Oct. 22, 2001.

(75) Inventor: **David L. Stackhouse**, Sanford, ME
(US)

* cited by examiner

(73) Assignee: **Kraft Foods Holdings, Inc.**, Northfield, IL (US)

Primary Examiner—Doris Clark

(74) *Attorney, Agent, or Firm*—Fitch, Even, Tabin & Flannery

(**) Term: **14 Years**

(21) Appl. No.: **29/152,900**

(22) Filed: **Oct. 22, 2001**

(51) **LOC (7) Cl.** **25-02**

(52) **U.S. Cl.** **D25/56; D25/55**

(58) **Field of Search** D25/56, 55; 135/87,
135/88.01, 90, 121, 908, 115; 52/90.1,
91.1, 23

(57) **CLAIM**

The ornamental design for a canopy front, as shown and described.

DESCRIPTION

FIG. 1 is a perspective view showing a first embodiment of my new design, comprising a canopy front, shown as part of a serving assembly;

FIG. 2 is a top plan view of the canopy front according to the first embodiment of my new design;

FIG. 3 is a front elevational view thereof;

FIG. 4 is side elevational view thereof;

FIG. 5 is a bottom plan view thereof;

FIG. 6 is a top plan view of a canopy front according to a second embodiment of my new design;

FIG. 7 is a bottom plan view thereof;

FIG. 8 is a side elevational view thereof; and,

FIG. 9 is a front elevational view thereof.

The serving assembly and portions of the canopy front are shown in broken lines in FIGS. 1–9 for illustrative purposes only and form no part of the claimed design.

(56) **References Cited**

U.S. PATENT DOCUMENTS

4,918,878 A	4/1990	Paschke et al.	
D340,533 S	10/1993	Beaulieu et al.	
D387,442 S	12/1997	Toovey	
D397,449 S	* 8/1998	Nora D25/55
D430,681 S	9/2000	Miranda	
D452,238 S	* 12/2001	O'Brian D25/56

OTHER PUBLICATIONS

U.S. patent application Ser. No. 29/152,901, filed Oct. 22, 2001.

U.S. patent application Ser. No. 29/152,902, filed Oct. 22, 2001.

1 Claim, 3 Drawing Sheets

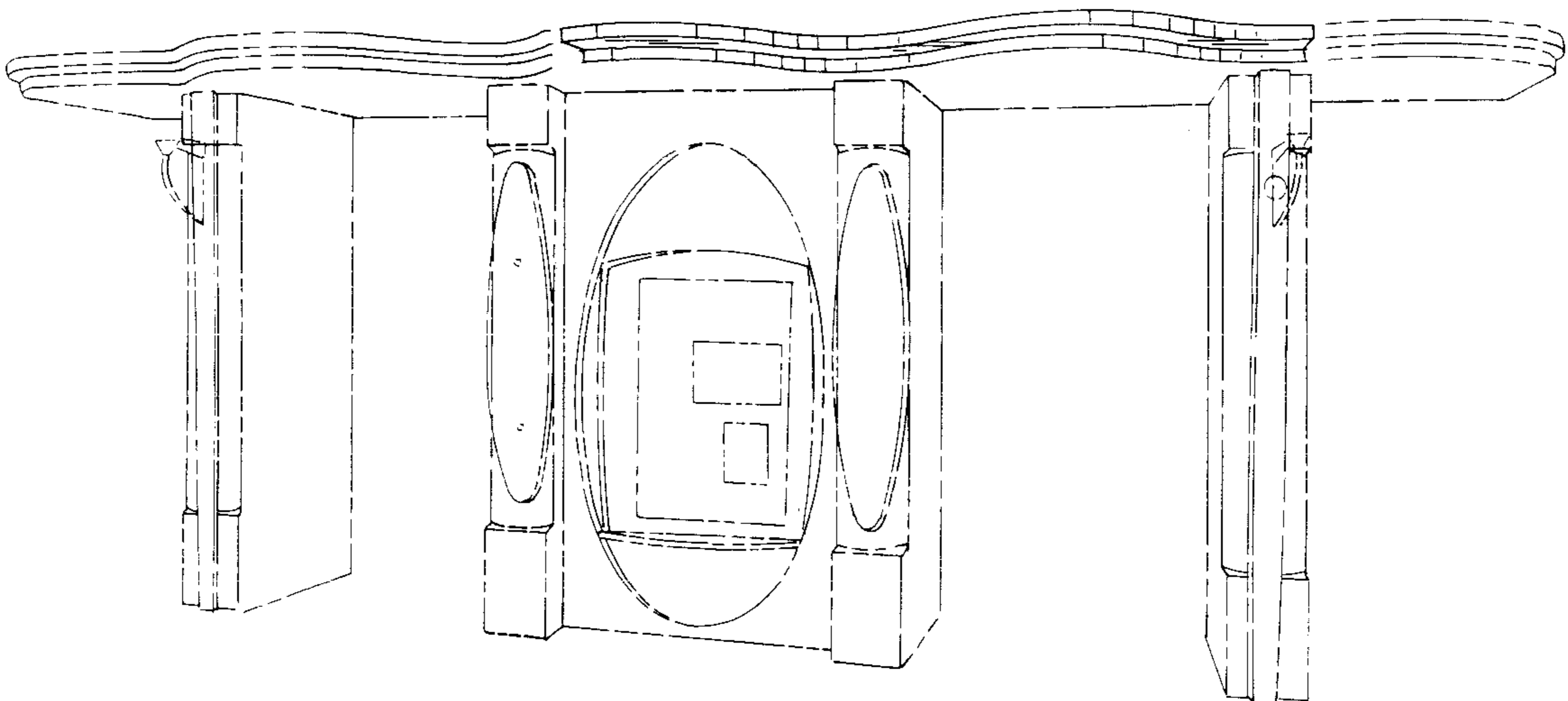


FIG. 1

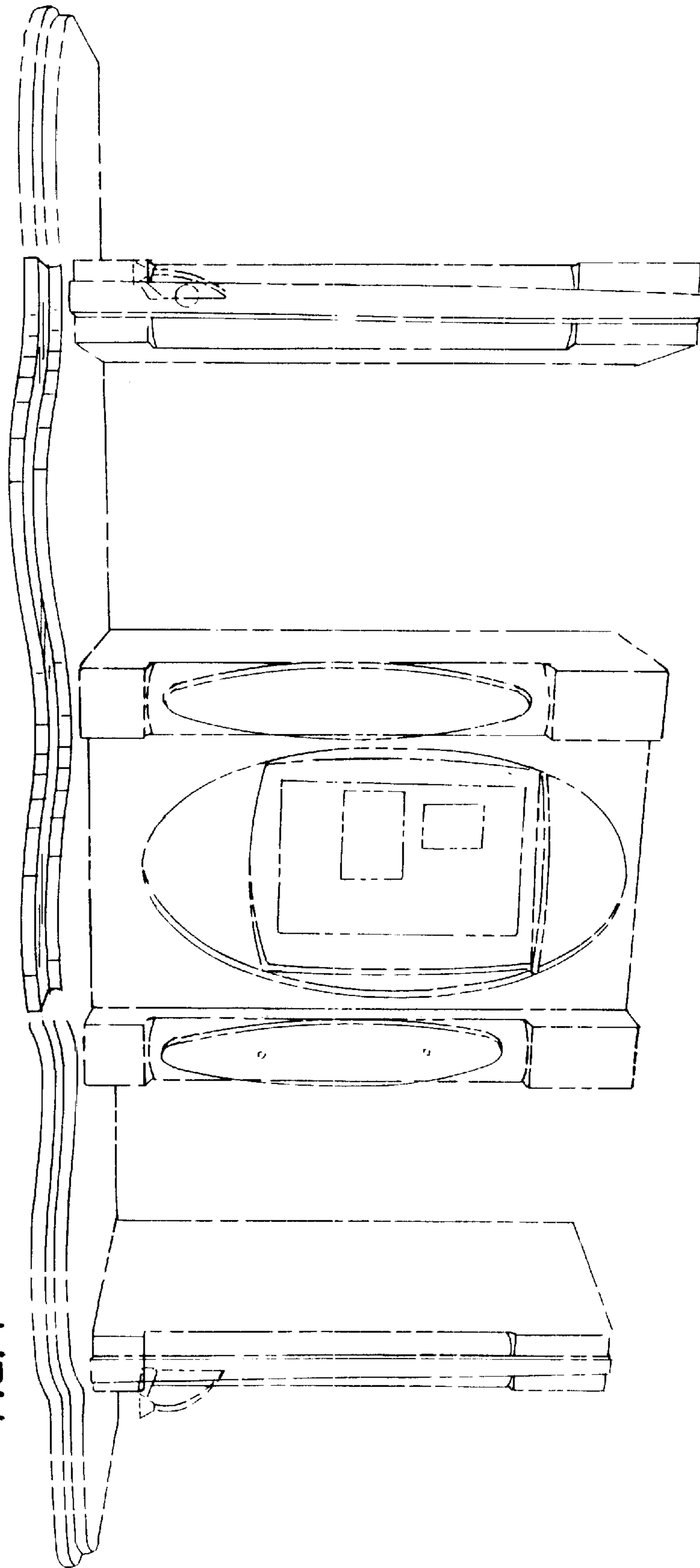


FIG. 2

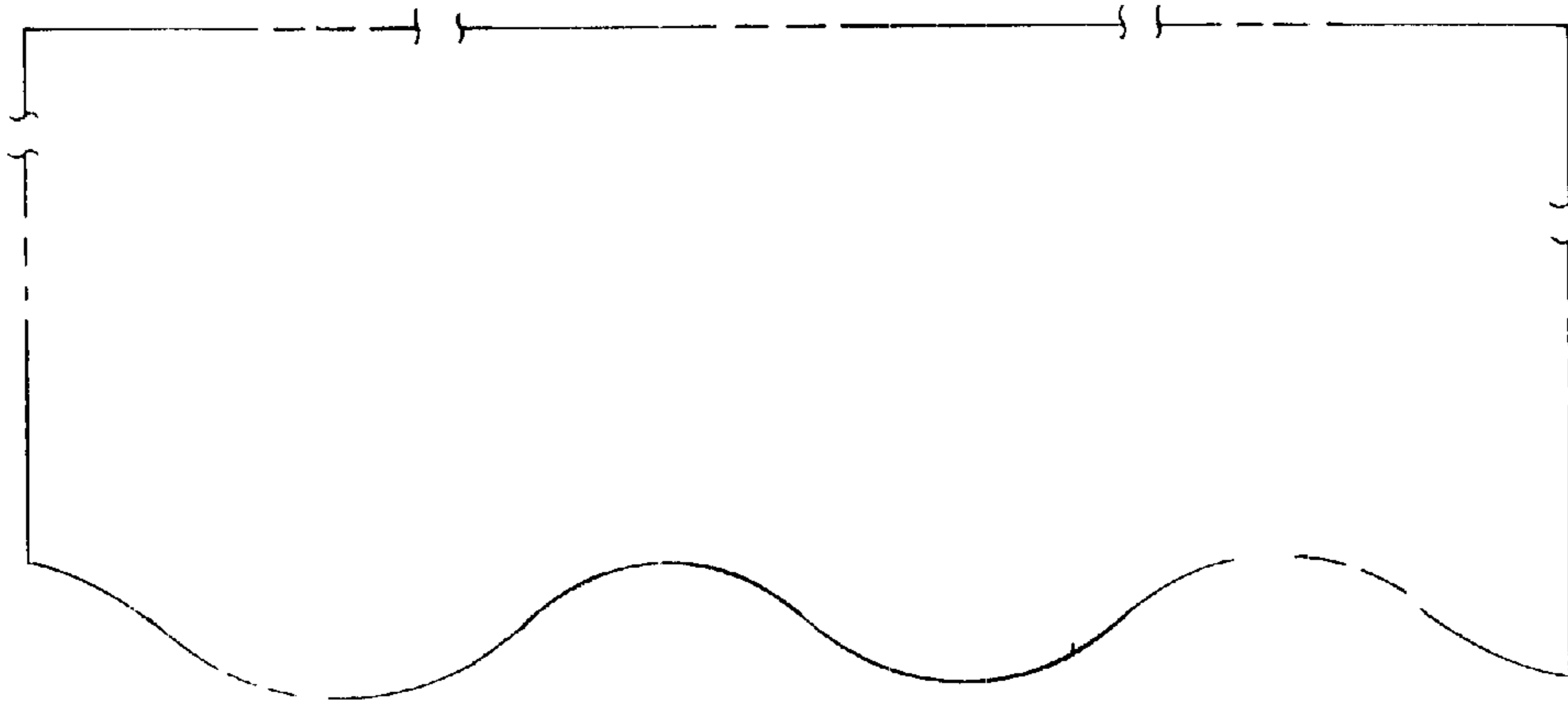


FIG. 3




FIG. 4



FIG. 5

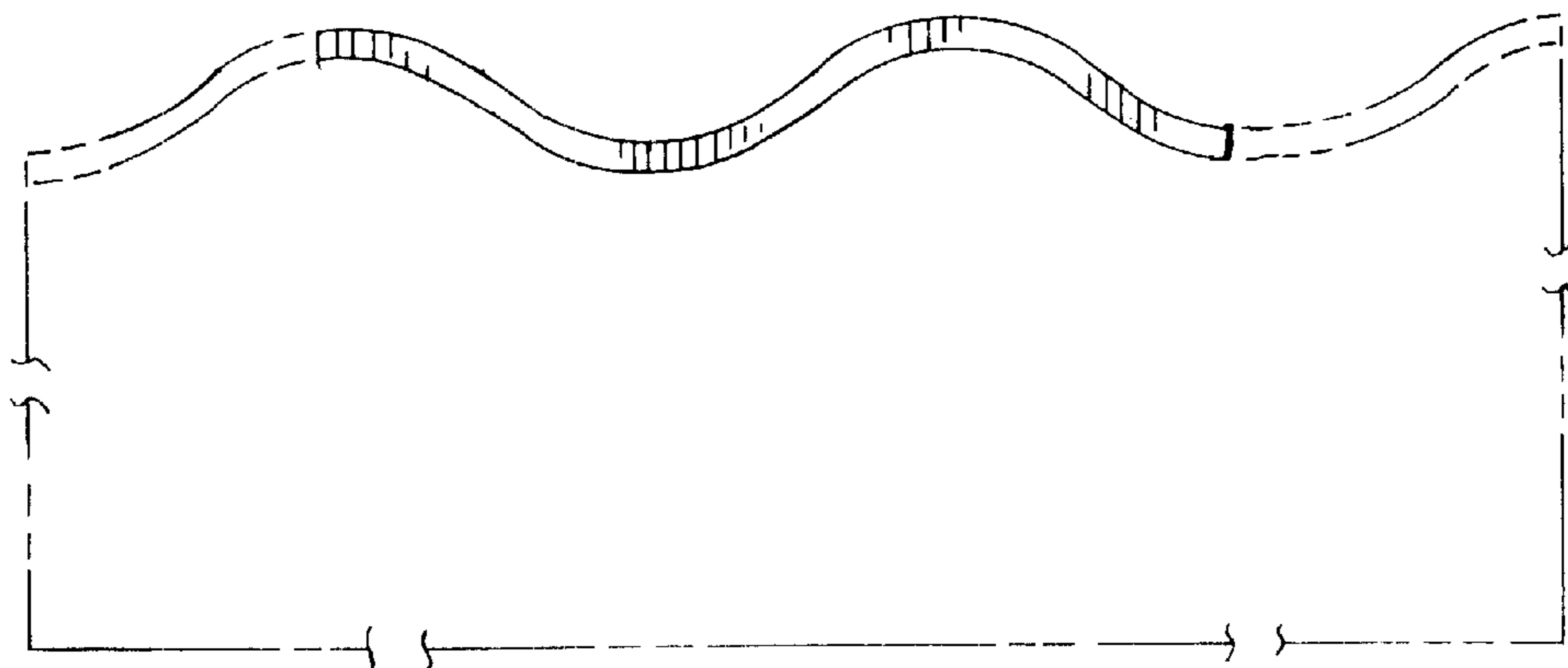


FIG. 6

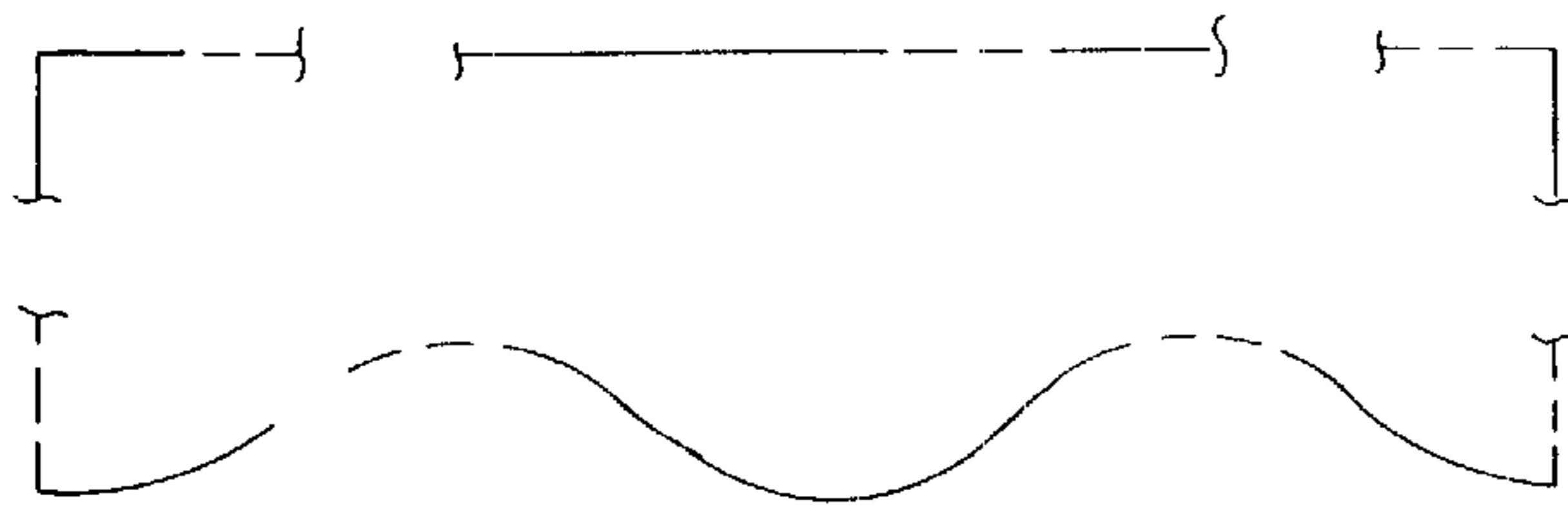


FIG. 7

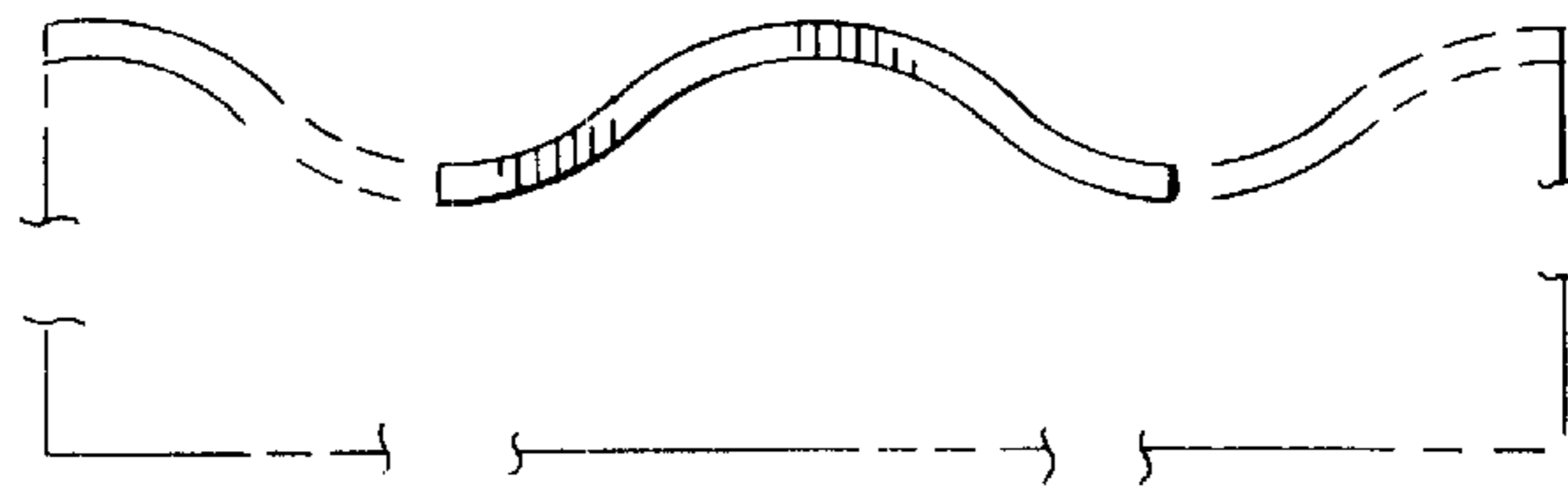


FIG. 8

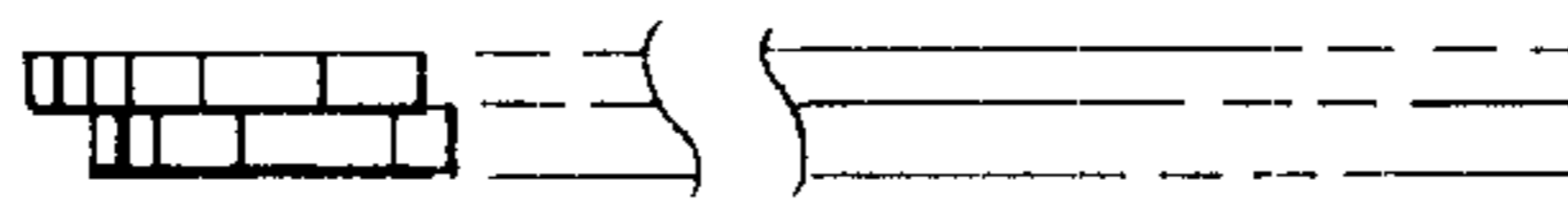


FIG. 9

