



US00D466198S

(12) **United States Design Patent**
Mullings

(10) **Patent No.:** **US D466,198 S**

(45) **Date of Patent:** **** Nov. 26, 2002**

(54) **SUCTION DRAIN GUARD FOR SWIMMING POOLS AND SPAS**

(76) **Inventor:** **Paul Mullings**, 12022 Royal Palm Blvd., Coral Springs, FL (US) 33065

(**) **Term:** **14 Years**

(21) **Appl. No.:** **29/145,366**

(22) **Filed:** **Jul. 19, 2001**

(51) **LOC (7) Cl.** **23-01**

(52) **U.S. Cl.** **D23/261**

(58) **Field of Search** D23/260, 261, D23/262; 4/287, 286, 290, 292, 679

(56) **References Cited**

U.S. PATENT DOCUMENTS

D167,285 S	*	7/1952	Schmid	D23/261
4,170,047 A		10/1979	Corsette		
D254,928 S		5/1980	Mathis		
D256,948 S		9/1980	Boersma		
D286,319 S		10/1986	Mathis		
4,658,449 A		4/1987	Martin		
D299,522 S		1/1989	Chalberg		

D319,295 S		8/1991	Ohaus		
D333,342 S		2/1993	Newhard		
D341,413 S		11/1993	Nichols		
5,724,684 A	*	3/1998	Paar	4/288
5,734,999 A		4/1998	Nicholas		
5,799,339 A		9/1998	Perry et al.		
D446,844 S	*	8/2001	Claussen et al.	D23/261

* cited by examiner

Primary Examiner—Robin V. Taylor

(74) *Attorney, Agent, or Firm*—Mark D. Bowen; Stearns Weaver Miller et al.

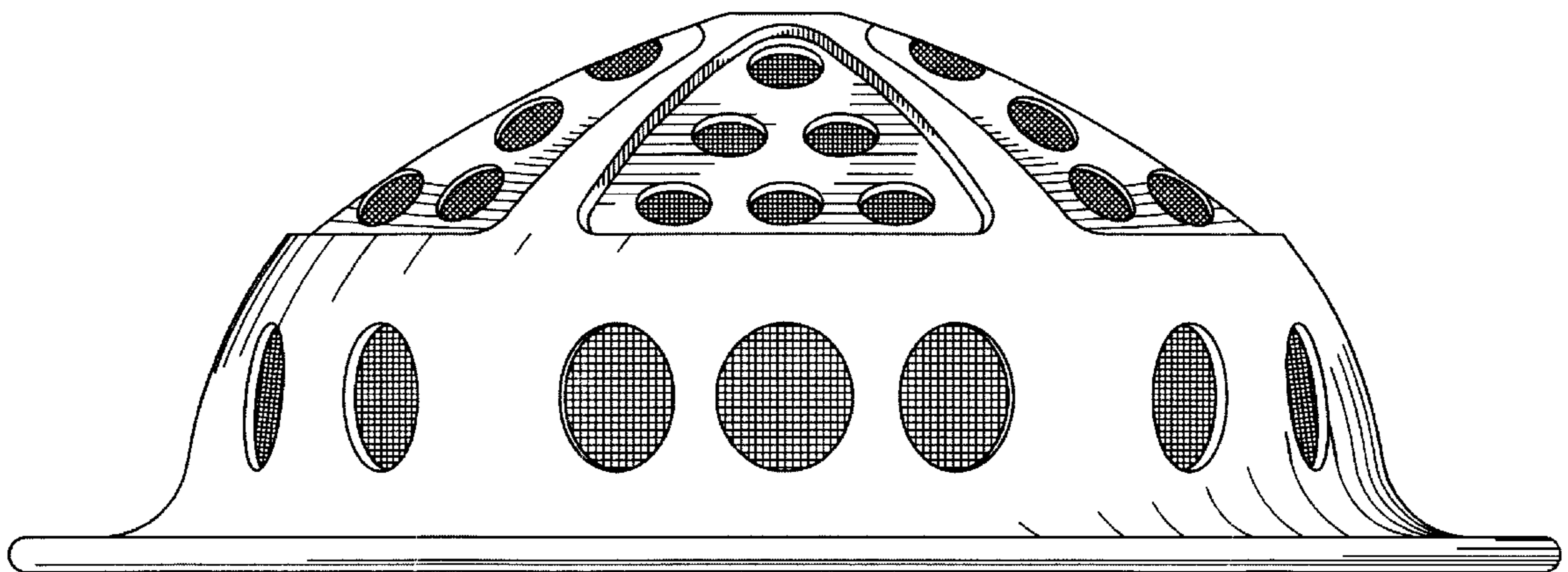
(57) **CLAIM**

The ornamental design for a suction drain guard for swimming pools and spas, as shown and described.

DESCRIPTION

FIG. 1 is a side view of a suction drain guard for pools and spas according to the present invention, the side views from other angles being identical;
FIG. 2 is a top view thereof;
FIG. 3 is a bottom view thereof; and,
FIG. 4 is a top perspective view thereof.

1 Claim, 4 Drawing Sheets



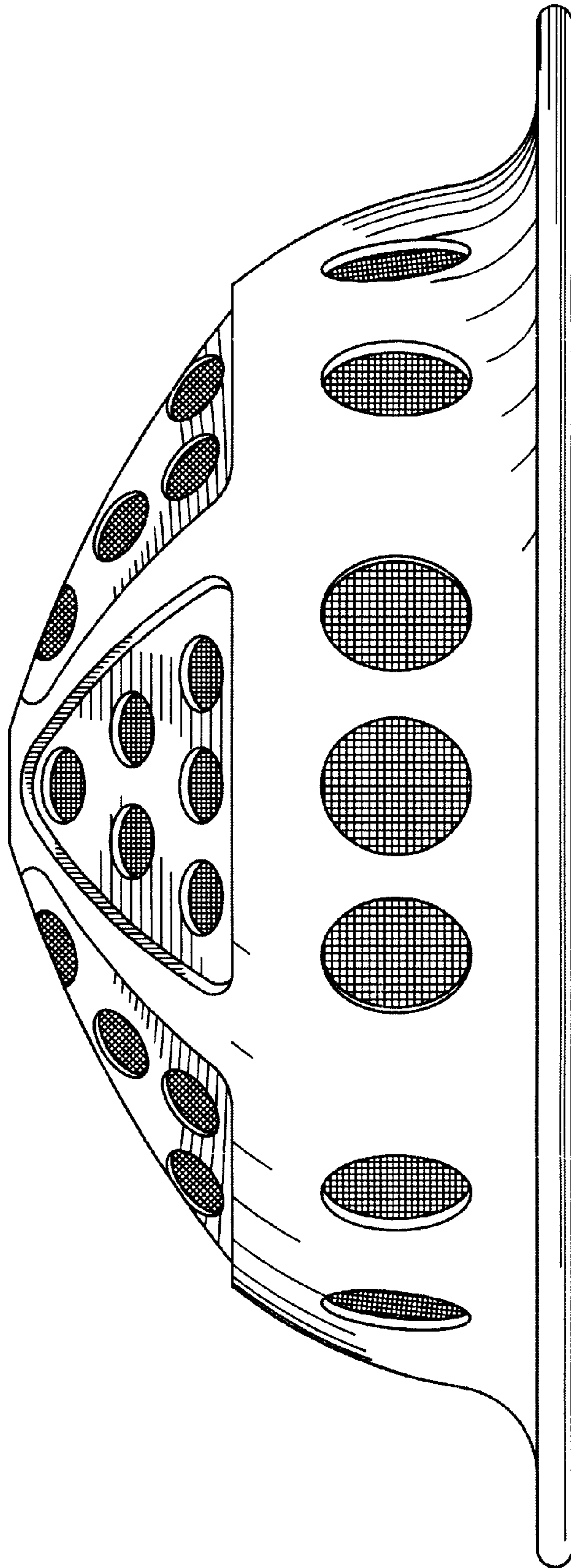


Fig. 1

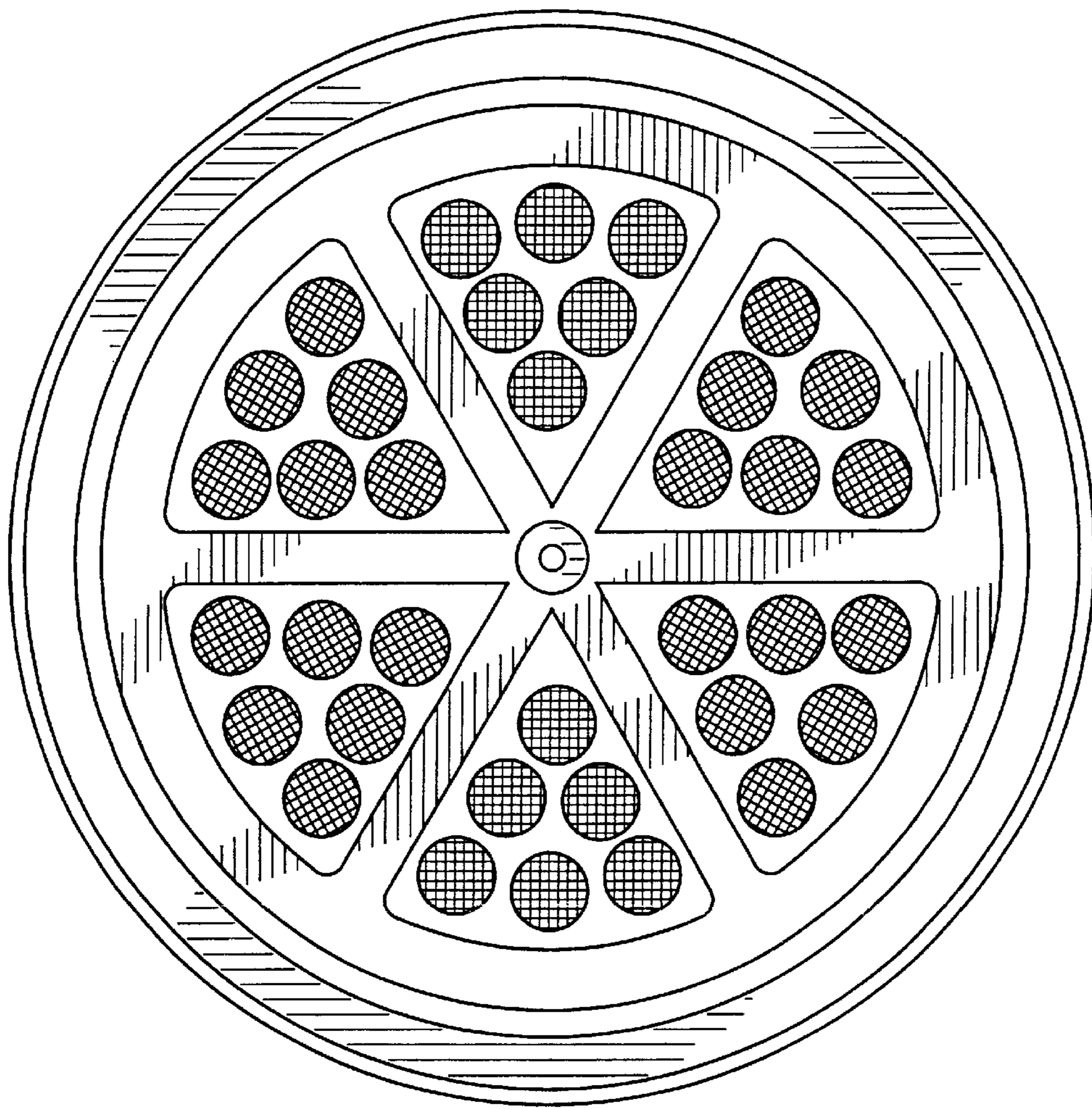


Fig. 2

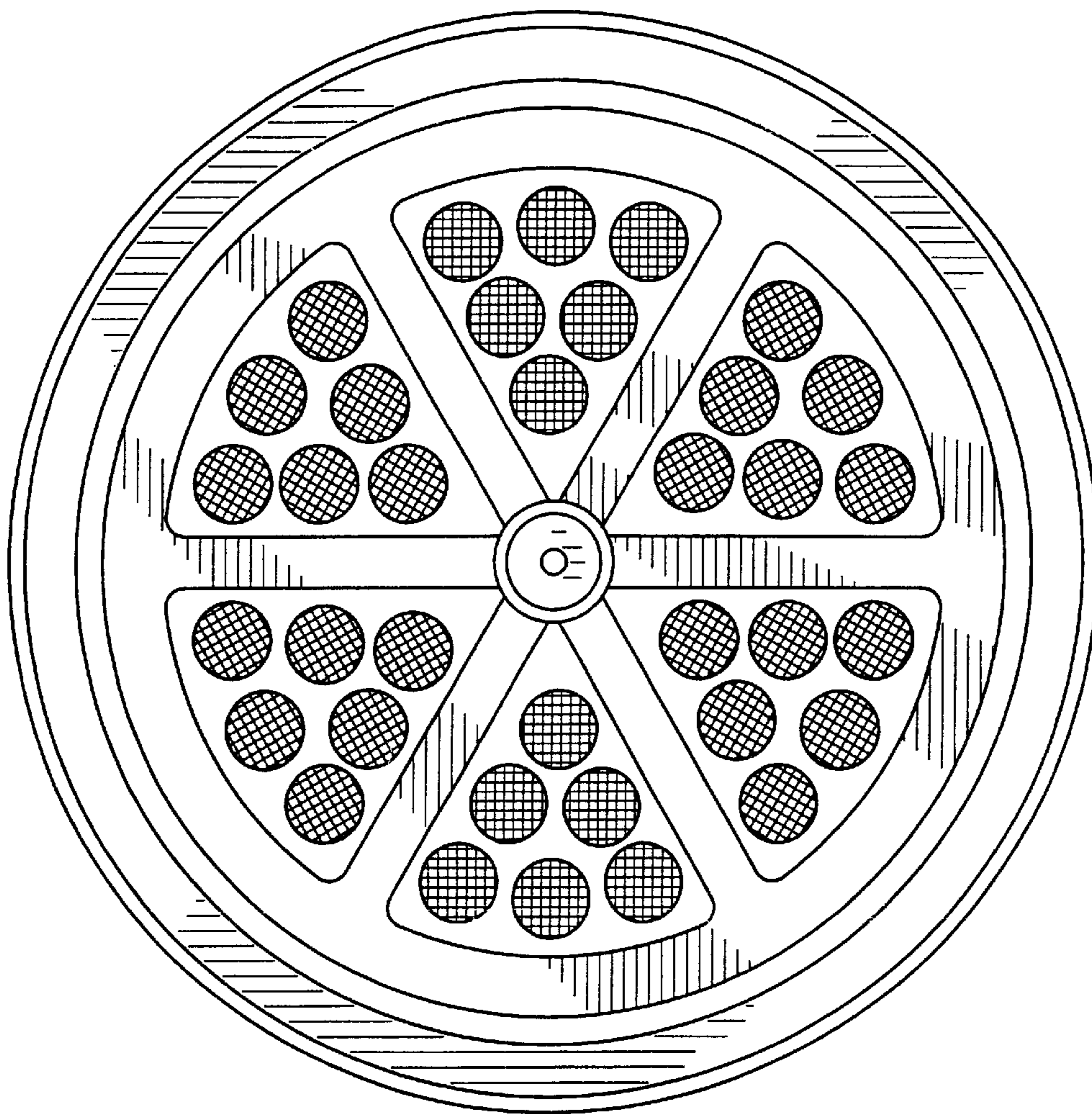


Fig. 3

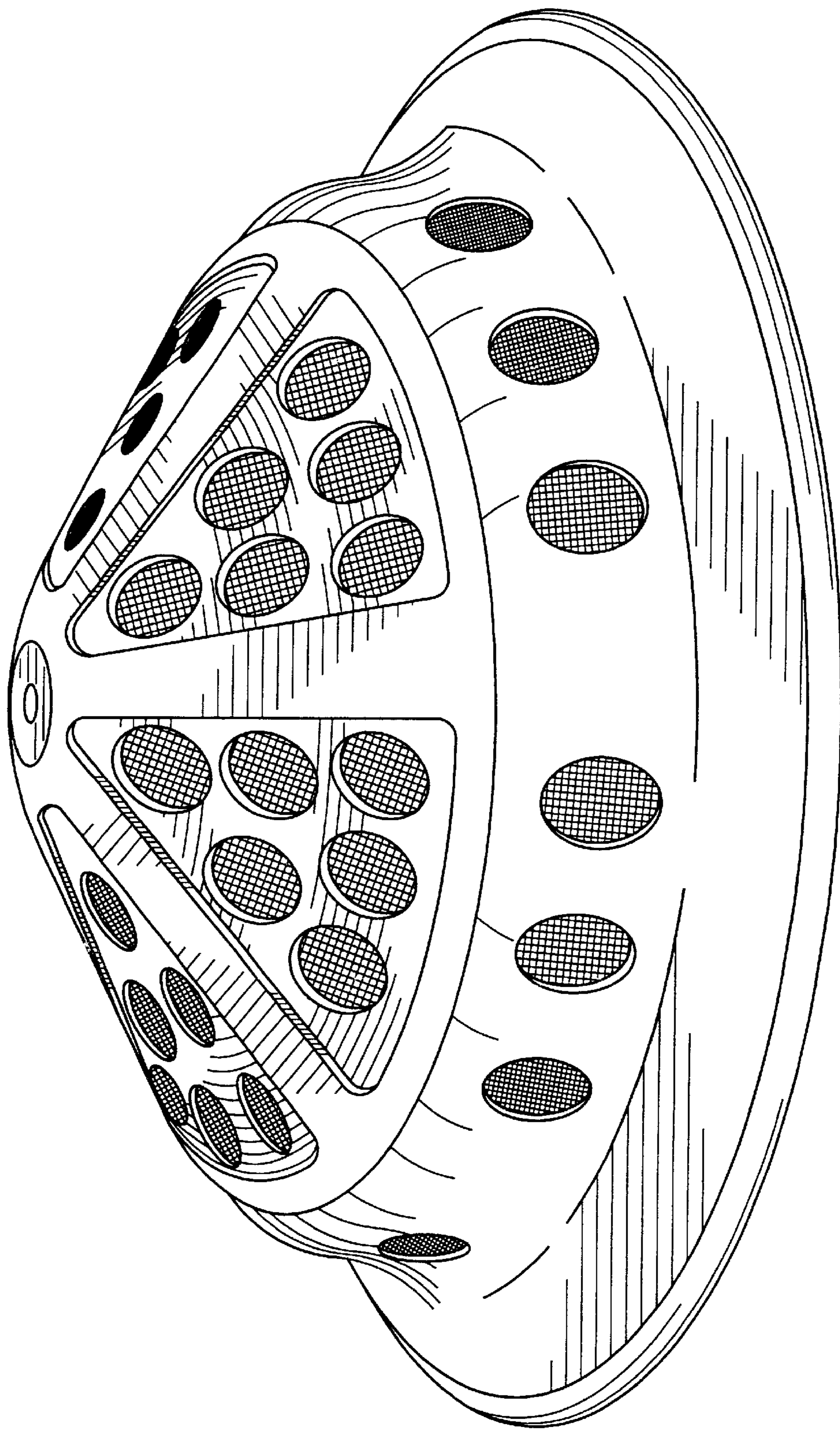


Fig. 4