

US00D466164S

(12) **United States Design Patent**
Bensimon

(10) **Patent No.:** **US D466,164 S**

(45) **Date of Patent:** **** Nov. 26, 2002**

- (54) **DICE**
- (76) Inventor: **Olivier Bensimon**, 32, Rue du Mont Thabor, 75001 Paris (FR)
- (**) Term: **14 Years**
- (21) Appl. No.: **29/145,556**
- (22) Filed: **Jul. 25, 2001**
- (30) **Foreign Application Priority Data**
Jan. 25, 2001 (FR) 01 0469
- (51) **LOC (7) Cl.** **21-01**
- (52) **U.S. Cl.** **D21/373**
- (58) **Field of Search** D21/372, 373,
D21/385, 386, 813; 273/146, 161, 268,
292

- 4,813,678 A * 3/1989 Collazo et al. 273/146
- 4,852,878 A * 8/1989 Merrill 273/146
- D441,806 S * 5/2001 Balbach D21/373

* cited by examiner

Primary Examiner—Sandra L. Morris
(74) *Attorney, Agent, or Firm*—Collard & Roe, P.C.

(57) **CLAIM**

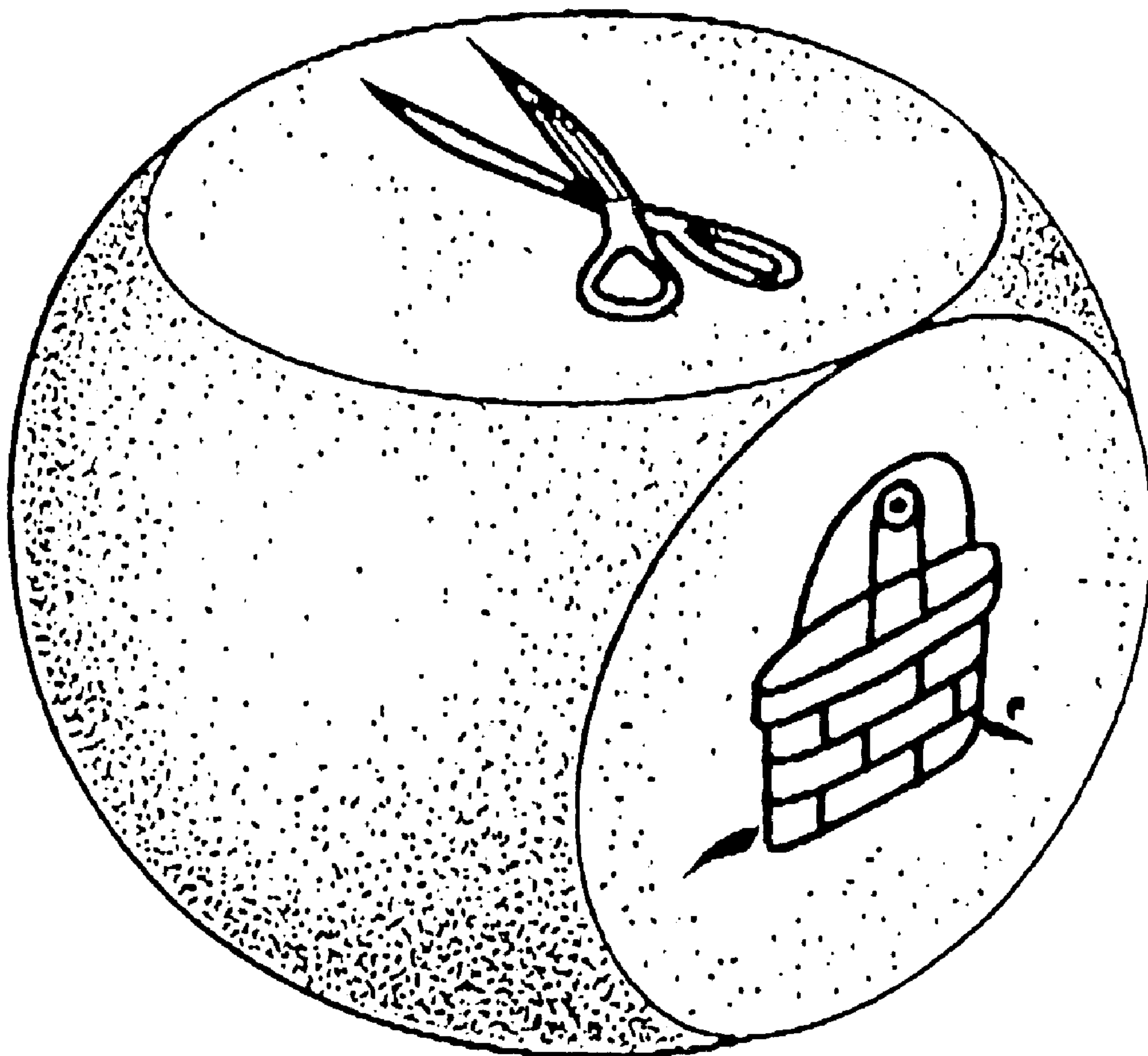
The ornamental design for a dice, as shown and described.

DESCRIPTION

FIG. 1 is a perspective view of a dice, showing the top, one side face and a front face of the dice;
 FIG. 2 is a perspective view opposite to that of FIG. 1, showing the bottom, an opposed side to the side of FIG. 1, and a rear face;
 FIG. 3 is a side elevation of the dice shown in FIG. 1, with the opposed face being the mirror image of that shown in FIG. 3, but with the stone image thereon; and,
 FIG. 4 is a side elevation of the front face of the dice shown in FIGS. 1 and 2, with the opposed rear face thereof being a mirror image.

- (56) **References Cited**
U.S. PATENT DOCUMENTS
1,593,907 A * 7/1926 Madan 273/146
D140,084 S * 1/1945 Morris D21/373
D210,738 S * 4/1968 Armand D21/373
4,462,597 A * 7/1984 Caramazza 273/161

1 Claim, 1 Drawing Sheet



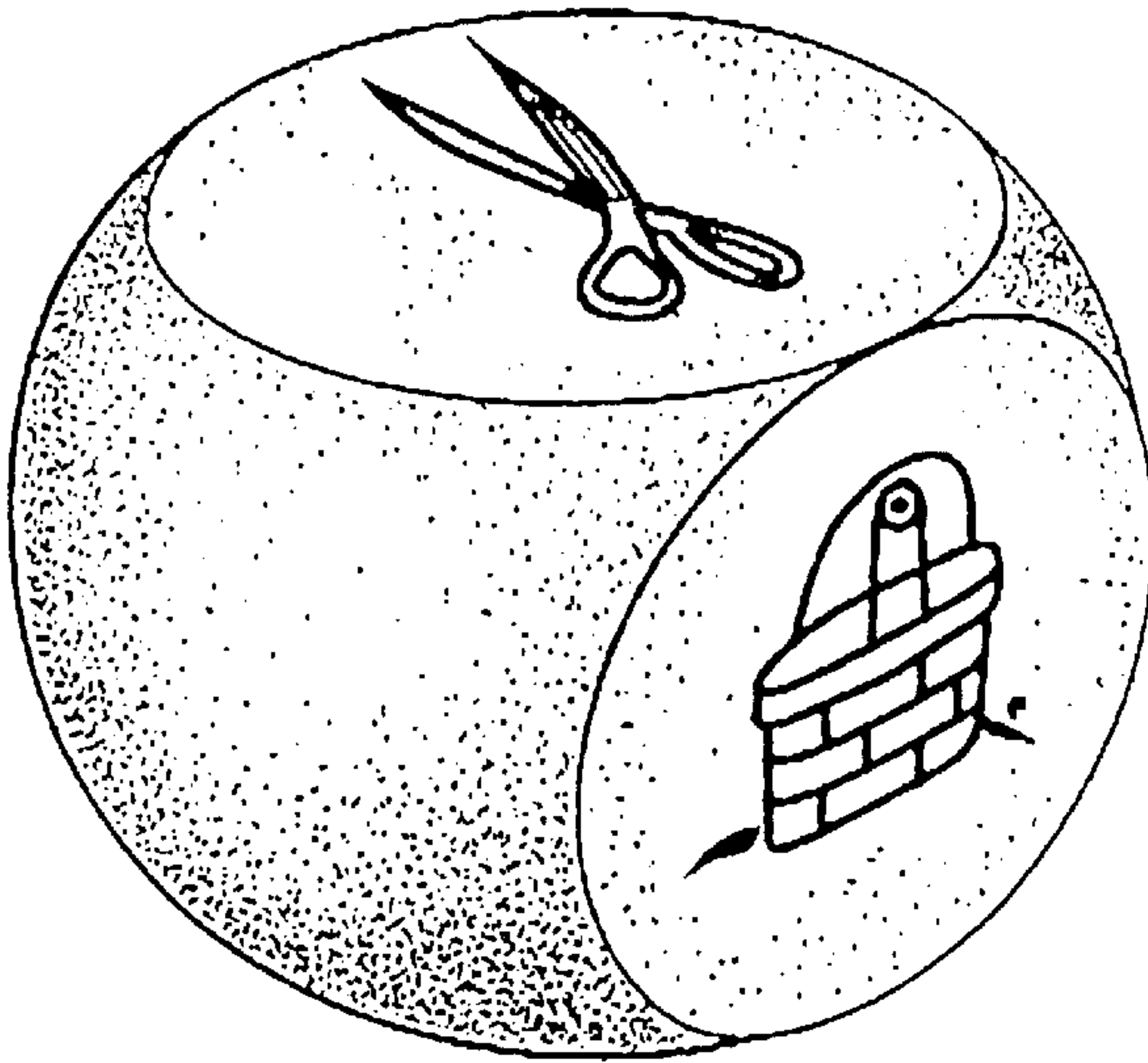


FIG. 1

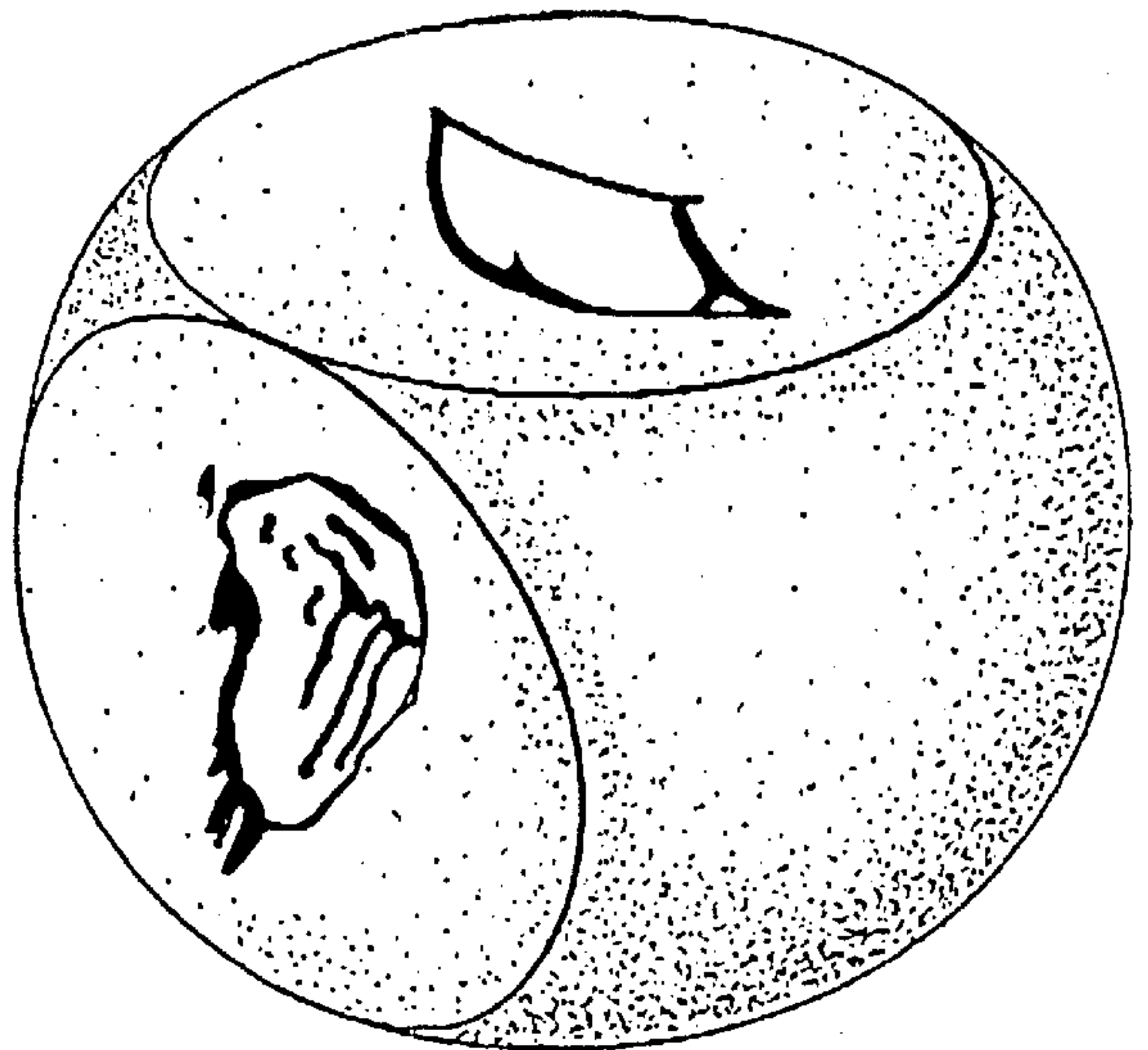


FIG. 2

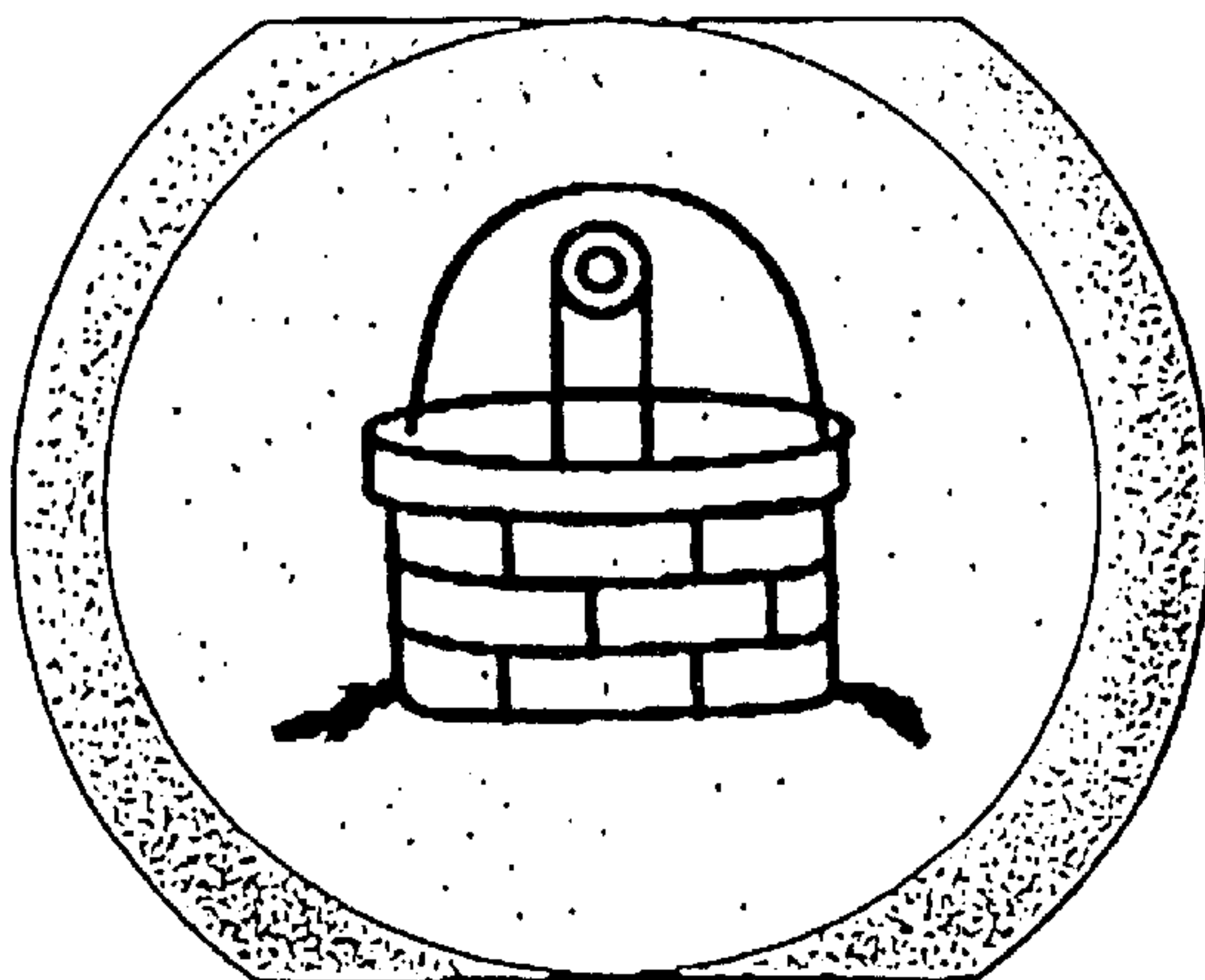


FIG. 3




FIG. 4