



US00D466158S

(12) **United States Design Patent**
Suzuki

(10) **Patent No.:** **US D466,158 S**

(45) **Date of Patent:** **** Nov. 26, 2002**

(54) **TRANSPARENT TAPE DISPENSER**

(75) Inventor: **Kazuhiko Suzuki**, Kanagawa (JP)

(73) Assignee: **Tombow Pencil Co., Ltd.**, Tokyo (JP)

(**) Term: **14 Years**

(21) Appl. No.: **29/157,852**

(22) Filed: **Mar. 28, 2002**

(30) **Foreign Application Priority Data**

Sep. 28, 2001 (JP) 2001-028408

(51) **LOC (7) Cl.** **19-02**

(52) **U.S. Cl.** **D19/69; D19/67**

(58) **Field of Search** D19/65, 66, 67,
D19/68, 69, 89, 72, 99, 100; 225/6, 7, 12,
19, 22, 25, 34, 35, 46, 45, 56, 57, 74, 77,
89, 11; 242/588, 588.1-588.6, 590; 156/327,
523, 527, 577

(56) **References Cited**

U.S. PATENT DOCUMENTS

- 4,486,263 A * 12/1984 Gomez 156/523
- 4,997,512 A * 3/1991 Manusch 156/577 X
- D433,449 S * 11/2000 Fujiwara D19/53
- D435,595 S * 12/2000 Kimura D19/69

- D436,625 S * 1/2001 Katami D19/69
- D438,250 S * 2/2001 Katami D19/69
- D448,416 S * 9/2001 Kimura D19/69
- D449,858 S * 10/2001 Liu D19/69

* cited by examiner

Primary Examiner—Martie K. Holtje

(74) *Attorney, Agent, or Firm*—Sughrue Mion, PLLC

(57) **CLAIM**

The ornamental design for a transparent tape dispenser, as shown and described.

DESCRIPTION

FIG. 1 is a left side view of the tape dispenser, showing my new design, with a head cover in a position for covering an application head;

FIG. 2 is a perspective view similar to FIG. 1;

FIG. 3 is a right side view thereof;

FIG. 4 is a perspective view similar to FIG. 3;

FIG. 5 is a top view thereof;

FIG. 6 is a view from below thereof;

FIG. 7 is a front view thereof;

FIG. 8 is a rear view thereof; and,

FIG. 9 is a right side perspective view thereof, with the head cover in a retracted position for exposing the application head.

1 Claim, 6 Drawing Sheets





FIG. 1




FIG. 2




FIG. 3




FIG. 4




FIG. 5




FIG. 6




FIG. 7




FIG. 8



FIG. 9

