



US00D466157S

(12) **United States Design Patent**
Van Zuthem-Maasdam et al.

(10) **Patent No.:** **US D466,157 S**

(45) **Date of Patent:** **** Nov. 26, 2002**

(54) **ROLLER DEVICE**

(75) Inventors: **Corine Van Zuthem-Maasdam**,
Duesseldorf (DE); **Oliver Bartling**,
Hannover (DE); **Wulf Herrmannsen**,
Ronnenberg (DE); **Hans Valentin**
Bauer, Darmstadt (DE)

(73) Assignee: **Henkel Kommanditgesellschaft auf**
Aktien, Duesseldorf (DE)

(**) Term: **14 Years**

(21) Appl. No.: **29/149,494**

(22) Filed: **Oct. 11, 2001**

(30) **Foreign Application Priority Data**

Apr. 17, 2001 (DE) 401 03 865

(51) **LOC (7) Cl.** **19-02**

(52) **U.S. Cl.** **D19/66; D19/69**

(58) **Field of Search** D19/53, 65, 66,
D19/67, 68, 69, 89, 72, 99, 100; 225/6,
7, 12, 19, 22, 25, 34, 35, 46, 45, 56, 57,
74, 77, 89, 11; 242/588, 588.1-588.6, 590;
156/327, 523, 527, 577; 118/257; 15/104.94

(56) **References Cited**

U.S. PATENT DOCUMENTS

5,379,477 A * 1/1995 Tamai et al. 15/104.94

D355,934 S * 2/1995 Oga et al. D19/69
5,759,270 A * 6/1998 Lee 156/577 X
5,851,347 A * 12/1998 Rodriguez 156/577 X
D410,494 S * 6/1999 Hoffman D19/69
6,079,660 A * 6/2000 Manusch et al. 156/577 X
D456,450 S * 4/2002 Kimura D19/99

* cited by examiner

Primary Examiner—Martie K. Holtie

(74) *Attorney, Agent, or Firm*—Stephen D. Harper; Glenn
E. J. Murphy

(57) **CLAIM**

The ornamental design for a roller device, as shown and
described.

DESCRIPTION

FIG. 1 is a left side perspective view of the roller device
according to the new design;

FIG. 2 is a front elevation view thereof;

FIG. 3 is a rear elevation view thereof;


FIG. 4 is a right elevation view thereof;

FIG. 5 is a left elevation view thereof;

FIG. 6 is a top plan view thereof; and,

FIG. 7 is a bottom plan view thereof.

1 Claim, 4 Drawing Sheets






FIG. 1




FIG. 2




FIG. 3




FIG. 4




FIG. 5




FIG. 6




FIG. 7