



US00D466155S

(12) **United States Design Patent**
Brunetti

(10) **Patent No.:** **US D466,155 S**

(45) **Date of Patent:** **** Nov. 26, 2002**

- (54) **PEN BODY**
- (75) Inventor: **Bruce W. Brunetti**, Phillipsburg, NJ (US)
- (73) Assignee: **Chartpak, Inc.**, Leeds, MA (US)
- (**) Term: **14 Years**
- (21) Appl. No.: **29/151,574**
- (22) Filed: **Oct. 29, 2001**
- (51) **LOC (7) Cl.** **19-06**
- (52) **U.S. Cl.** **D19/49; D19/47**
- (58) **Field of Search** D19/35, 36, 41-51, D19/53-58, 81-85; 401/6, 7, 88, 99-116, 209, 221, 222, 243-247, 196, 198, 202, 261, 262

- D283,825 S 5/1986 Hechter
- D287,736 S 1/1987 Henkels
- D289,425 S 4/1987 Thevenot
- D295,985 S 5/1988 Grossiord
- D324,397 S 3/1992 von Elder et al.
- D331,259 S 11/1992 Rousseau
- D333,486 S 2/1993 Rousseau
- D340,474 S 10/1993 Visage
- D342,279 S 12/1993 Anavil et al.
- D359,983 S 7/1995 Rosenbaum
- D363,308 S 10/1995 Sekine
- D363,309 S 10/1995 Carpani et al.
- D363,949 S 11/1995 Compte
- D371,576 S 7/1996 Compte
- D371,805 S 7/1996 Lee
- D396,056 S 7/1998 Perrin et al.
- D405,467 S 2/1999 Calvani
- D415,525 S 10/1999 Woerther
- D417,700 S 12/1999 Woerther
- D428,056 S 7/2000 Rousseau

- (56) **References Cited**
- U.S. PATENT DOCUMENTS
- D18,410 S 6/1888 Richards
 - D22,514 S 6/1893 Goldsmith
 - D87,611 S 8/1932 Whitehouse
 - D89,815 S 5/1933 Tefft
 - D94,375 S 1/1935 Back
 - D99,213 S * 4/1936 Peters D19/49
 - D104,263 S 4/1937 Holt
 - D117,839 S 11/1939 Zoll
 - 2,180,560 A 11/1939 Stempel
 - D124,248 S 12/1940 Dreyfuss
 - D206,917 S 2/1967 Jensen
 - D213,531 S 3/1969 Wakai
 - D229,107 S 11/1973 Wakai et al.
 - D231,408 S 4/1974 Jenkins
 - D240,032 S 5/1976 Gomez
 - D242,855 S 12/1976 Grinberg
 - D251,301 S 3/1979 Malamoud
 - D252,028 S 6/1979 Carre
 - 4,172,674 A 10/1979 Paroty
 - D260,658 S 9/1981 Chiba
 - D266,258 S 9/1982 Lockwood et al.
 - D273,017 S 3/1984 Bertrac
 - D282,553 S 2/1986 LeBlanc
 - D282,753 S 2/1986 LeBlanc

* cited by examiner

Primary Examiner—Martie K. Holtje
 (74) *Attorney, Agent, or Firm*—Schweitzer Cornman Gross & Bondell LLP

(57) **CLAIM**

The ornamental design for a pen body, as shown and described.

DESCRIPTION


FIG. 1 is a front elevational view of the pen body of the invention as viewed in the direction of the arrow 1 of FIG. 4, rear elevational, left and right side elevational views thereof being the same.

FIG. 2 is a front elevational view of the pen body of the invention as viewed in the direction of the arrow 2 of FIG. 4, rear elevational, left and right side elevational views thereof being the same.

FIG. 3 is a fragmentary cross sectional view as taken generally on line 3—3 of FIG. 2.

FIG. 4 is an enlarged right end view thereof; and, FIG. 5 is an enlarged left end view thereof.

1 Claim, 3 Drawing Sheets






FIG. 1

FIG. 2




FIG. 3



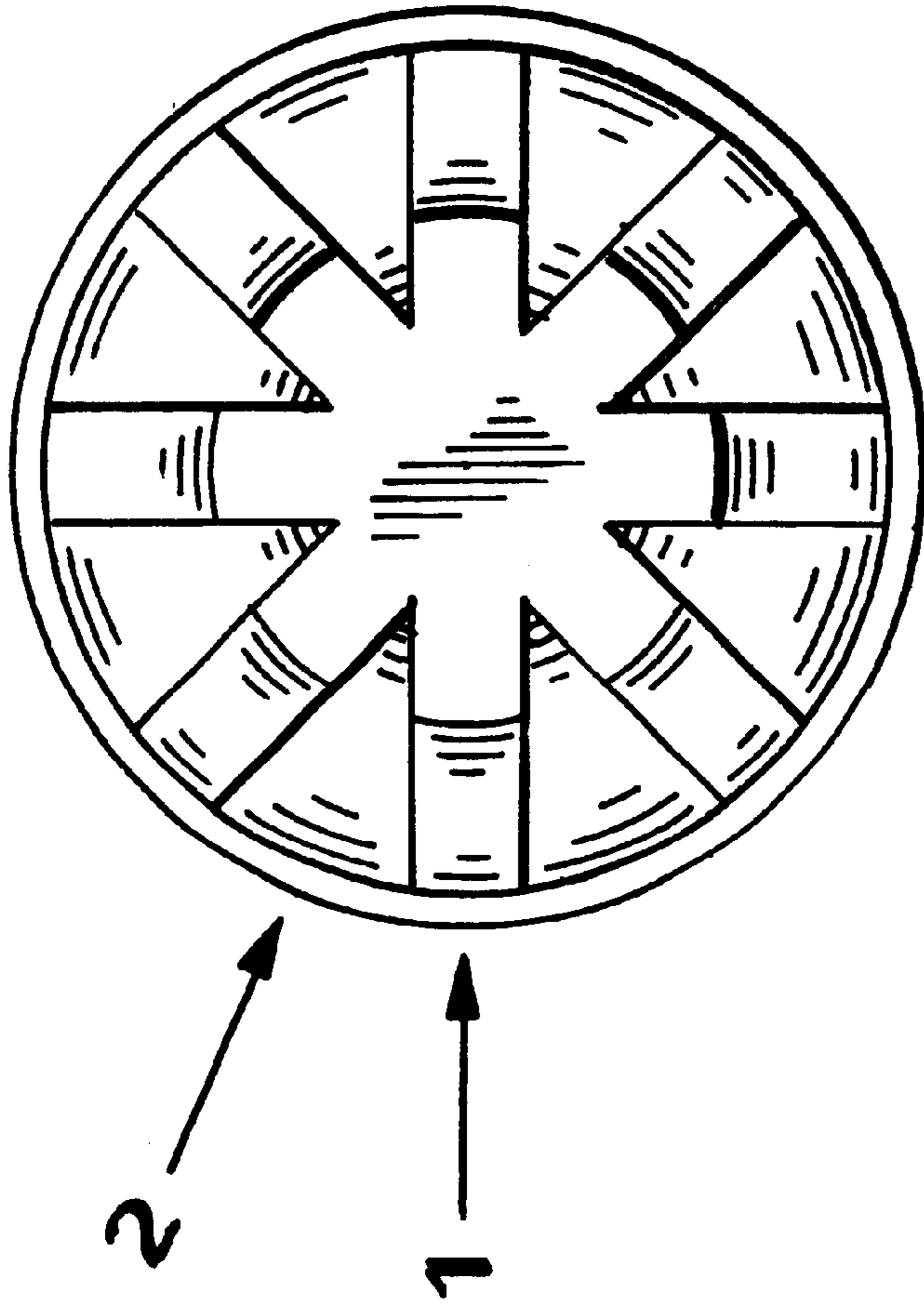


FIG. 4

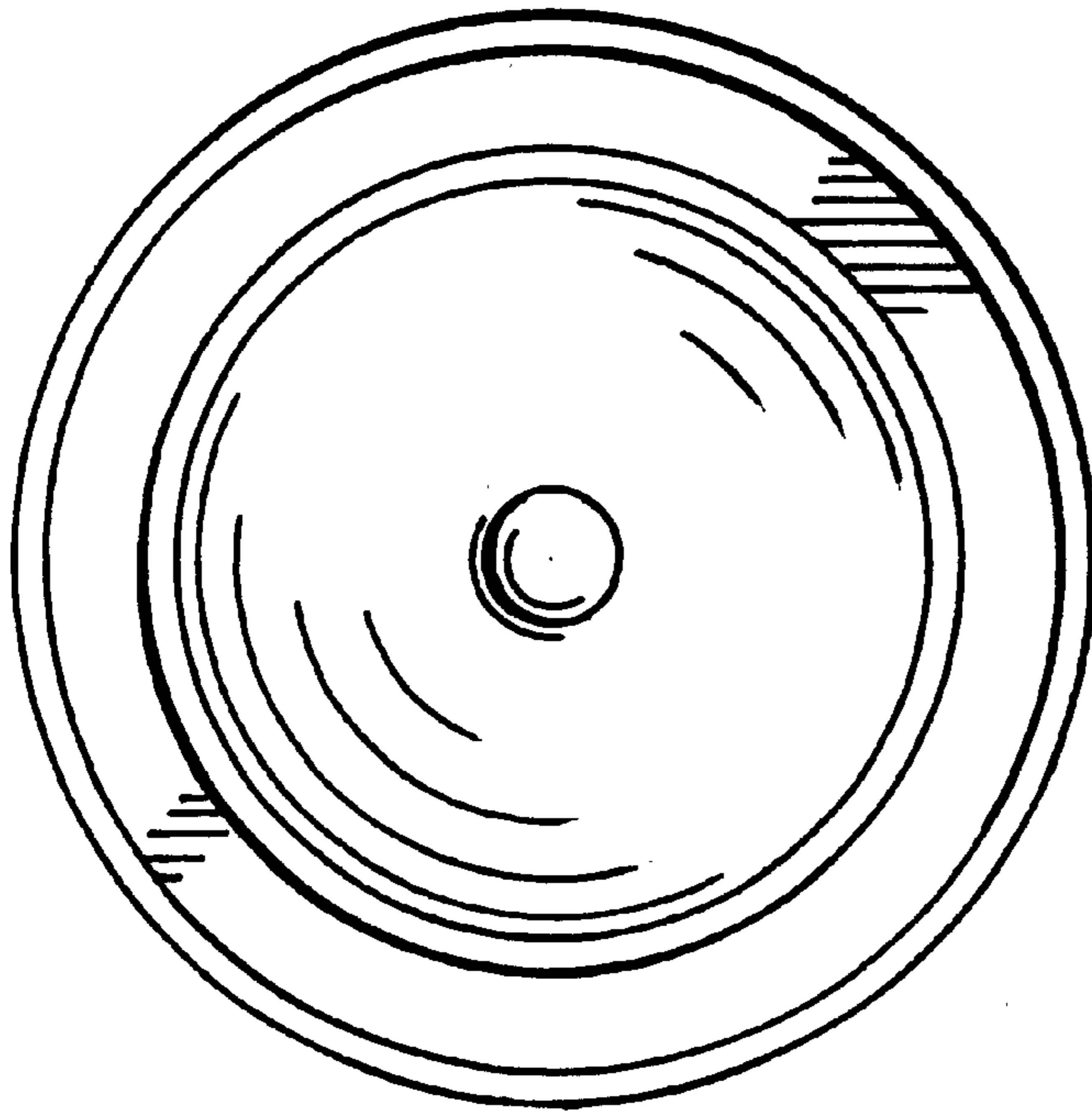


FIG. 5