



US00D466145S

(12) **United States Design Patent**  
**Nishida**

(10) **Patent No.:** **US D466,145 S**

(45) **Date of Patent:** **\*\* Nov. 26, 2002**

(54) **SWIMMING GOGGLES**

D435,057 S \* 12/2000 Chen ..... D16/303  
D451,942 S \* 12/2001 Masumoto ..... D16/303

(75) Inventor: **Keiko Nishida, Izumi (JP)**

\* cited by examiner

(73) Assignee: **Yamamoto Kogaku Co., Ltd., Osaka (JP)**

*Primary Examiner*—Raphael Barkai  
(74) *Attorney, Agent, or Firm*—Koda & Androlia

(\*\*) Term: **14 Years**

(57) **CLAIM**

(21) Appl. No.: **29/151,835**

The ornamental design for the swimming goggles, as shown and described.

(22) Filed: **Dec. 10, 2001**

**DESCRIPTION**

(30) **Foreign Application Priority Data**

Jun. 12, 2001 (JP) ..... 2001-017114

FIG. 1 is a front elevational view of the swimming goggles showing my new design;

(51) **LOC (7) Cl.** ..... **16-06**

FIG. 2 is a rear elevational view thereof;

(52) **U.S. Cl.** ..... **D16/303**

FIG. 3 is a left side elevational view thereof, the right side elevational view being the mirror image of the left side elevational view;

(58) **Field of Search** ..... D16/101, 300-330;  
D29/109, 110; D24/110.2; 2/426, 428, 430,  
432, 440, 442, 444, 445, 447

FIG. 4 is a top plan view thereof, the bottom view being the mirror image of the top plan view;

(56) **References Cited**

**U.S. PATENT DOCUMENTS**

D370,927 S \* 6/1996 Yashiro ..... D16/311  
5,884,339 A \* 3/1999 Fukasawa ..... 2/440  
6,119,278 A \* 9/2000 Kawashima ..... 2/445

FIG. 5 is a perspective view taken from the front, top and right side of the swimming goggles; and,

FIG. 6 is an enlarged partial perspective view wherein the belt is removed from the eye-cup part.

**1 Claim, 3 Drawing Sheets**






Fig.1




Fig.2




Fig.3




Fig.4

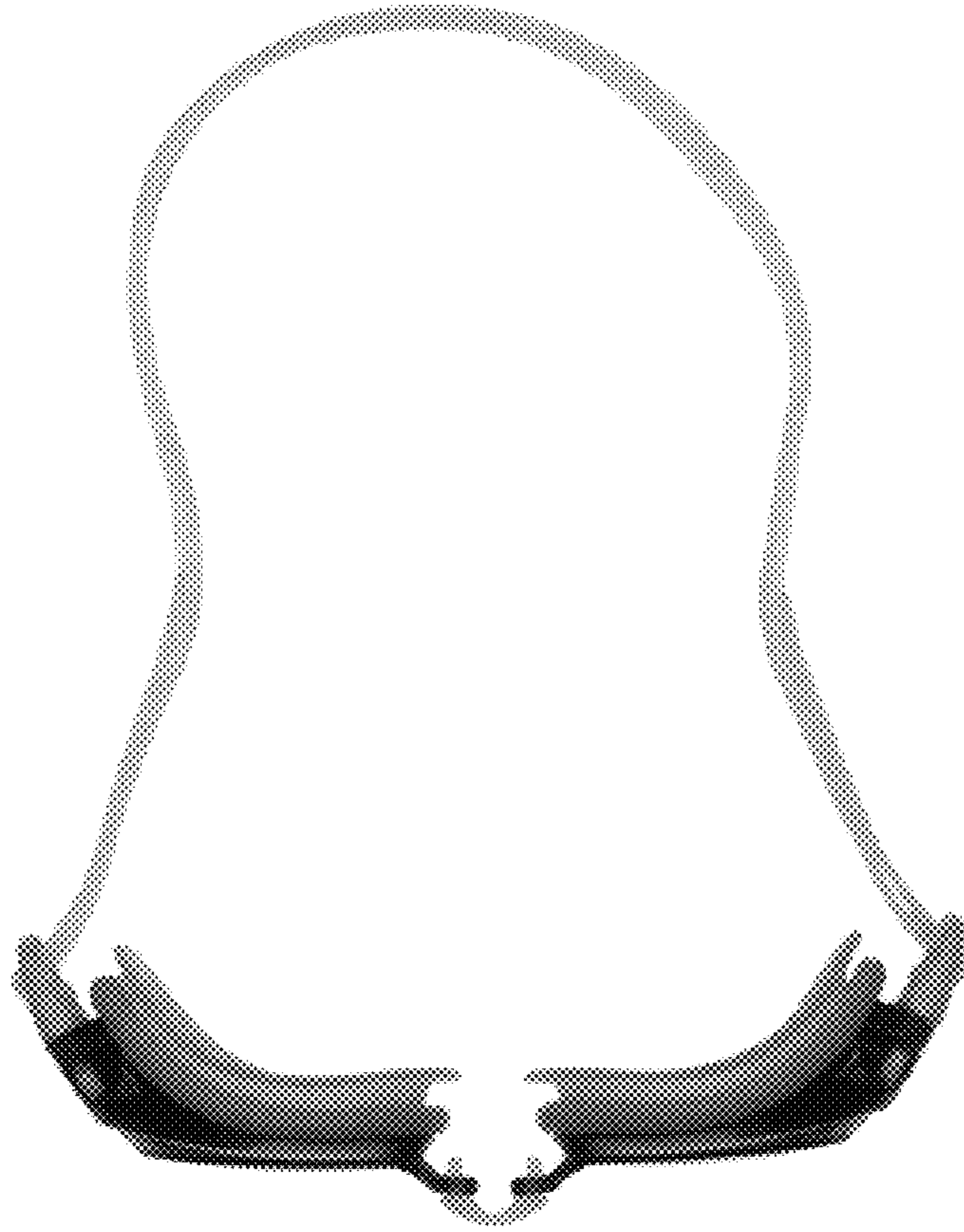


Fig.5





Fig.6

