

US00D466128S

(12) **United States Design Patent** (10) **Patent No.:** **US D466,128 S**
Han et al. (45) **Date of Patent:** **** Nov. 26, 2002**

(54) **SURFACE ORNAMENTATION FOR A HANDHELD COMPUTER OR A COMPUTER-GENERATED ICON FOR A HANDHELD COMPUTER**

(75) Inventors: **Amy A. Han**, Palo Alto, CA (US); **Elisha A. Tal**, Macabim (IL); **Traci A. Neist**, Palo Alto, CA (US); **Robert G. Twiss**, Portola Valley, CA (US)

(73) Assignee: **Palm, Inc.**, Santa Clara, CA (US)

(**) Term: **14 Years**

(21) Appl. No.: **29/116,917**

(22) Filed: **Jan. 12, 2000**

(51) **LOC (7) Cl.** **14-02**

(52) **U.S. Cl.** **D14/489**

(58) **Field of Search** D14/485-95; D18/24-33; D19/6; D20/11; D21/324-33; 345/326, 339-58

(56) **References Cited**

U.S. PATENT DOCUMENTS

D422,984 S * 4/2000 Sheehan et al.

OTHER PUBLICATIONS

Bullets icon, Microsoft Word 97, on graphic user interface button bar, 1983-97.*

Task list icon, Daytimer Organizer for Windows User's guide, Day Timers Inc., p. 6, 1994.*

Symbol Sourcebook, Henry Dreyfuss, Van Nostrand Reinhold Co., acknowledge image, p. 60, identically equal to image, p. 111, 1972.*

1983-97, 1994.*

* cited by examiner

Primary Examiner—M. H. Tung

(74) *Attorney, Agent, or Firm*—Van Mahamedi; Hickman Palermo Truong & Becker LLP

(57) **CLAIM**

The ornamental design of an surface ornamentation for a handheld computer or a computer-generated icon for a handheld computer, as shown and described.

DESCRIPTION

FIG. 1 is a front view of a surface ornamentation for a handheld computer and an icon for a handheld computer of the invention, on a greatly enlarged scale, the surface ornamentation or icon is shown separately for clarity of illustration;


FIG. 2 is a front view thereof, the surface ornamentation is shown on a button or actuation key of a handheld computer, the broken line drawing of a button or actuation key of a handheld computer is shown for illustrative purposes only and forms no part of the claimed invention;

FIG. 3 is a front view thereof, on an enlarged scale, the surface ornamentation or icon is shown on the display portion of a handheld computer, the broken line drawing of the display portion of the handheld computer, the broken line drawing of the display portion of a handheld computer is shown for illustrative purposes only and forms no part of the claimed design;

FIG. 4 is a front view thereof, the surface ornamentation is shown on a button or actuation key of a handheld computer, the broken line drawing of a button or actuation key of a handheld computer and a handheld computer is shown for illustrative purposes only and forms no part of the claimed design; and,

FIG. 5 is a front view thereof, on an enlarged scale, the icon is shown on the display portion of a handheld computer, the broken line drawing of the display portion of the handheld computer is shown for illustrative purposes only and forms no part of the claimed design.

1 Claim, 1 Drawing Sheet






FIG. 1




FIG. 2

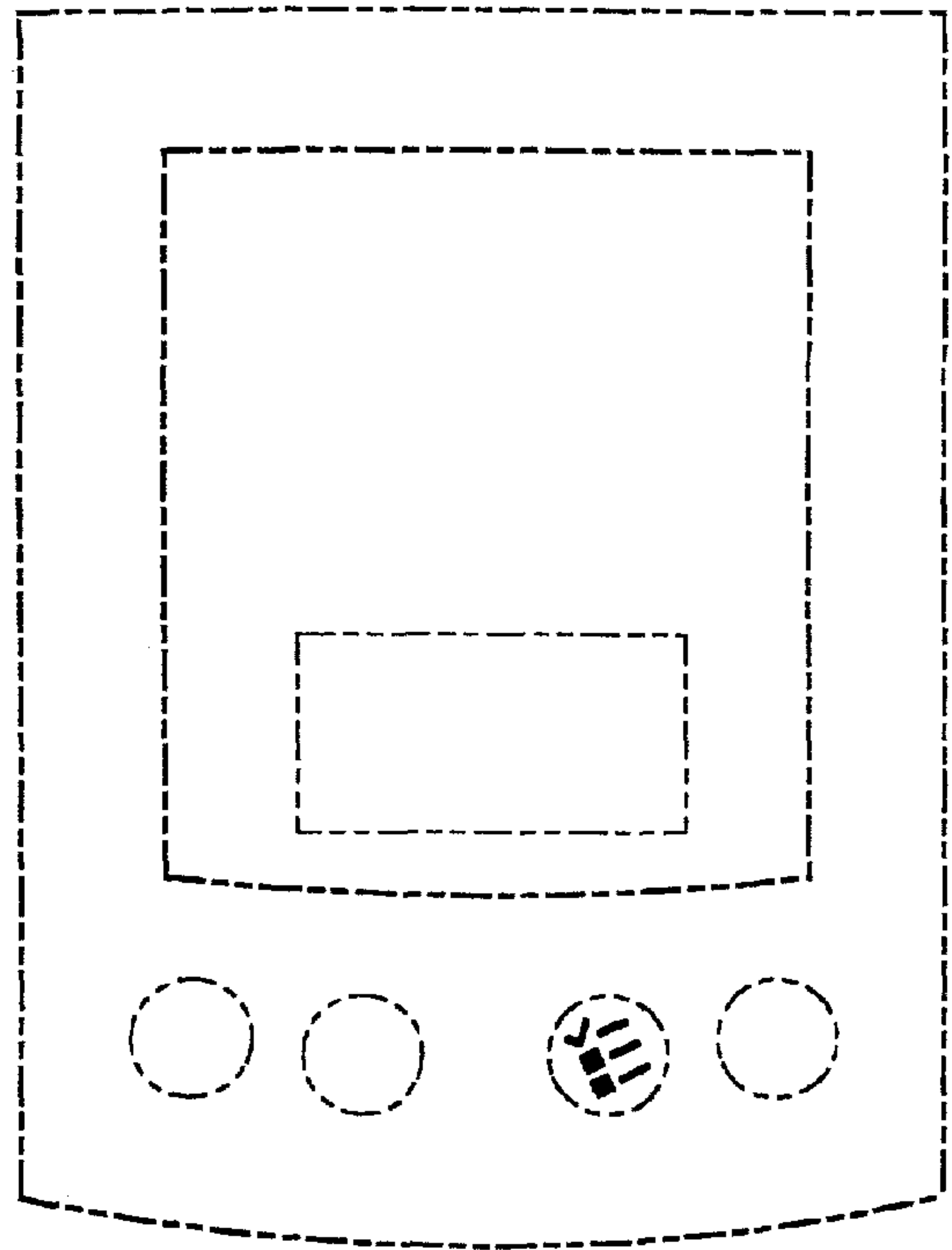


FIG. 4

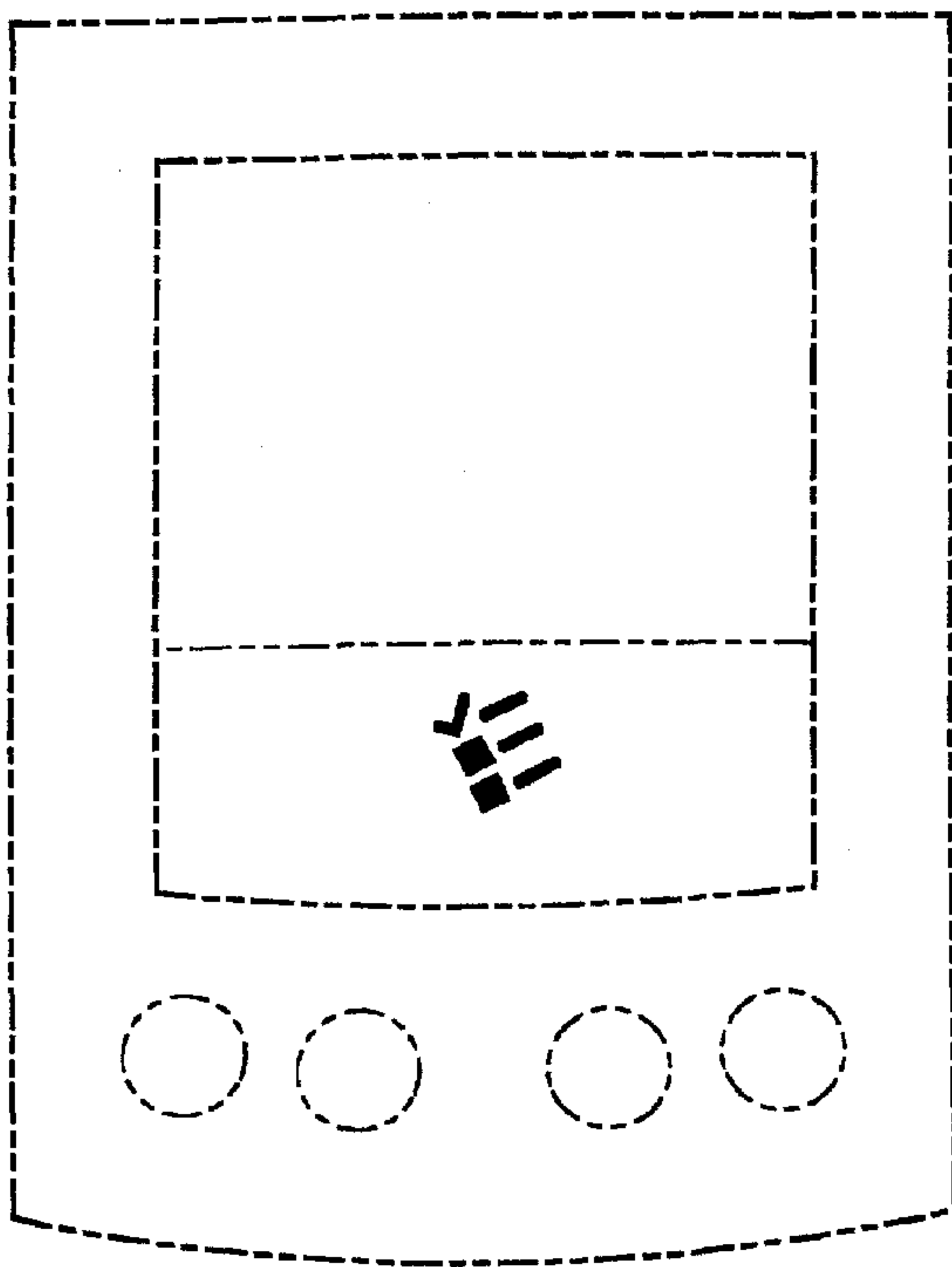


FIG. 3

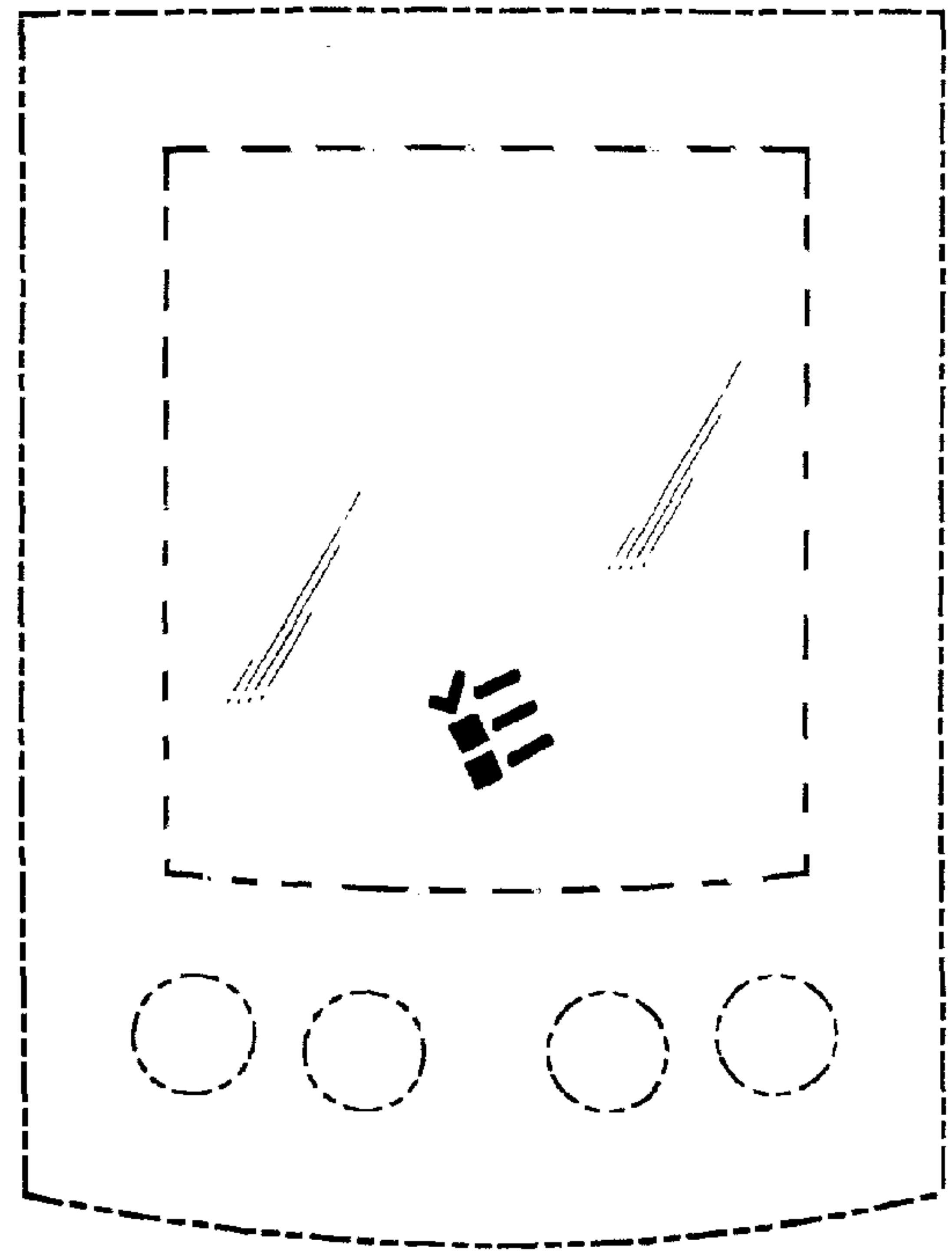


FIG. 5