



US00D466063S

(12) **United States Design Patent**
Schlachter

(10) **Patent No.:** **US D466,063 S**

(45) **Date of Patent:** **** Nov. 26, 2002**

(54) **VEHICLE FRONT END SURFACE CONFIGURATION**

(75) Inventor: **Mark David Schlachter**, Covington, KY (US)

(73) Assignee: **Dean's Dream, Ltd.**, Cincinnati, OH (US)

(**) Term: **14 Years**

(21) Appl. No.: **29/143,206**

(22) Filed: **Jun. 8, 2001**

(51) **LOC (7) Cl.** **12-16**

(52) **U.S. Cl.** **D12/196**

(58) **Field of Search** D12/196, 90-92, D12/86; 296/185, 186

(56) **References Cited**

U.S. PATENT DOCUMENTS

D401,890 S	12/1998	Larson et al.	D12/91
D431,796 S	* 10/2000	Lagaay et al.	D12/92
D435,815 S	1/2001	Larson	
D435,817 S	1/2001	Lai	
D436,061 S	1/2001	Möbius et al.	
D437,812 S	2/2001	Lai	

D438,145 S	2/2001	Hatter	
D438,146 S	2/2001	Larson	
D438,497 S	3/2001	Yokomaku	
D448,710 S	* 10/2001	Akana et al.	D12/196
D449,254 S	10/2001	Larson	D12/92

* cited by examiner

Primary Examiner—Melody N. Brown

(74) *Attorney, Agent, or Firm*—Wood, Herron & Evans, L.L.P.


(57) **CLAIM**

The ornamental design for a vehicle front end surface configuration, as shown and described.

DESCRIPTION

FIG. 1 is a perspective view from the right side of a vehicle front end surface configuration showing my design; FIG. 2 is perspective view from the left side of the vehicle front end surface configuration of FIG. 1; FIG. 3 is a front elevational view thereof; FIG. 4 is a right side view thereof; FIG. 5 is a left side view thereof; FIG. 6 is a top view thereof; and, FIG. 7 is a bottom view of a plate attached to the vehicle front end surface configuration.

1 Claim, 4 Drawing Sheets






FIG. 1




FIG. 2




FIG. 3




FIG. 4

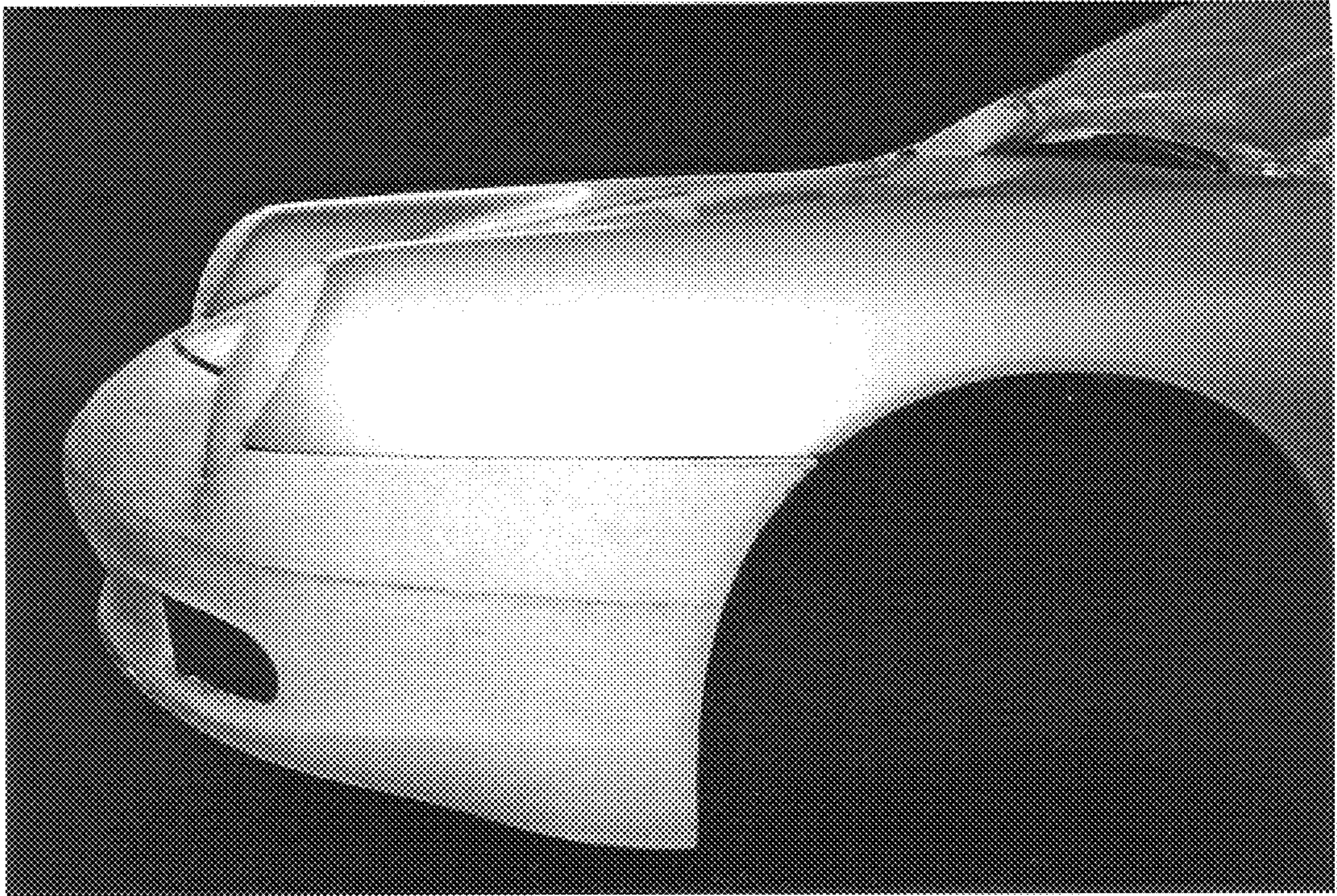


FIG. 5




FIG. 6




FIG. 7